



Prospectus

“পুঁজিবাজারে বিনিয়োগ ঝুঁকি পূর্ণ। জেনে ও বুঝে বিনিয়োগ করুন”

“Investment in capital market involves certain degree of risks. The investors are required to read the prospectus and risk factors carefully, assess their own financial conditions and risk taking ability before making their investment decisions.”

PROSPECTUS OF



Silco Pharmaceuticals Limited (SPL)

PUBLIC ISSUE OF 30,000,000 ORDINARY SHARES OF TK. 10.00 EACH AT PAR
TOTALING TO TK. 300,000,000.00

Opening and closing date of subscription:

Opening date of subscription: **March 07, 2019**

Closing date of subscription: **March 19, 2019**

MANAGERS TO THE ISSUE:



ISSUE DATE OF THE PROSPECTUS: **February 11, 2019**

Preliminary Information and Declarations:

“If you have any query about this document, you may consult the issuer, issue manager and underwriter”

“A person interested to get a prospectus may obtain from the Issuer and the Issue Managers”.

NAME & ADDRESS	CONTACT PERSON	TELEPHONE & FAX NUMBER, E-MAIL, WEB ADDRESS
ISSUER		
Silco Pharmaceuticals Limited Registered & Corporate Office: 41, Nurani, Bankalapara, Subid Bazar, Sylhet-3100, Factory: BSCIC Industrial Estate, Khadimnagor, Sylhet-3103	Dr. Md. Badrul Haque Rukan Managing Director	Phone: +88 0821-722241, 0821-728512 Fax: Nil E-mail: info@silcopharma.com Web: www.Silcopharma.com
ISSUE MANAGERS		
EBL Investments Limited 59, Motijheel C/A (1st Floor) Dhaka-1000	Tahid Ahmed Chowdhury, FCCA Managing Director	Phone: +880-2-7118975,7119039-Ext-201,02-7118975 Fax: +880-2-7120251 Email: info@eblinvestments.com Web: www.eblinvestments.com
City Bank Capital Resources Limited City Centre (Level-14), Unit ID:13D 90/1 Motijheel C/A, Dhaka-1000	Ershad Hossain Managing Director & CEO	Phone: +88 02 55110945, 55110946 Fax: +88 02 55110947 Email: info@cbcr.com Web: www.cbcr.com
Citizen Securities & Investment Limited House-408, Road-29, 1 st Floor Mohakhali DOHS, Dhaka-1206	Md. Uzzal Hossain Managing Director & CEO (Current Charge)	Phone: +88 02 9847988 Fax: Nil Email: info@citizenscurities.com Web: www.citizenscurities.com
UNDERWRITERS		
EBL Investments Ltd 59, Motijheel C/A (1 st Floor), Dhaka-1000, Bangladesh	Tahid Ahmed Chowdhury, FCCA Managing Director	Phone: +880-2-7118975,7119039-Ext-201,02-7118975 Fax: +880-2-7120251 Email: info@eblinvestments.com Web: www.eblinvestments.com
MTB Capital Limited MTB Tower (level-3) 111 Kazi Nazrul Islam Avenue, Bangla Motor, Dhaka-1000	Khairul basher Abu Taher Mohammed Chief Executive Officer	Phone: +88-02-9339586,9337961 Fax: +88-02-8321760 Email: info.mtbcap@mutualtrustbank.com Web: www.mtbcap.com
FAS Capital Management Ltd. Suvastu Imam Square (4 th Floor) 65 Gulshan, Dhaka-1212	Shadhan Chandra Das, FCA Chief Executive Officer	Phone: +02-8834251 Fax: +88-02-9860258 E-mail: fas.capital.itd@gmail.com Web: www.fasbd.com
Citizen Securities & Investment Limited House-408, Road-29, 1 st Floor Mohakhali DOHS, Dhaka-1206	Md. Uzzal Hossain Managing Director & CEO (Current Charge)	Phone: +88 02 9847988 Fax: Nil Email: info@citizenscurities.com Web: www.citizenscurities.com
AUDITOR		
Ahmad & Akhtar Chartered Accountants BCIC Bhaban (3 rd Floor), 30-31, Dilkusha, C/A, Dhaka-1000 A Correspondent Member Firm of Russell Bedford International, UK.	Mohammad Naser	Phone: +88 02-9561289 Fax: +88 02 -9564366 E-mail: aacano120@gmail.com Web: www.aacabd.org

"CONSENT OF THE BANGLADESH SECURITIES AND EXCHANGE COMMISSION HAS BEEN OBTAINED TO THE ISSUE OR OFFER OF THESE SECURITIES UNDER THE SECURITIES AND EXCHANGE ORDINANCE, 1969, AND THE BANGLADESH SECURITIES AND EXCHANGE COMMISSION (PUBLIC ISSUE) RULES, 2015. IT MUST BE DISTINCTLY UNDERSTOOD THAT IN GIVING THIS CONSENT THE COMMISSION DOES NOT TAKE ANY RESPONSIBILITY FOR THE FINANCIAL SOUNDNESS OF THE ISSUER COMPANY, ANY OF ITS PROJECTS OR THE ISSUE PRICE OF ITS SECURITIES OR FOR THE CORRECTNESS OF ANY OF THE STATEMENTS MADE OR OPINION EXPRESSED WITH REGARD TO THEM. SUCH RESPONSIBILITY LIES WITH THE ISSUER, ITS DIRECTORS, CHIEF EXECUTIVE OFFICER, MANAGING DIRECTOR, CHIEF FINANCIAL OFFICER, COMPANY SECRETARY, ISSUE MANAGER, ISSUE MANAGER'S CHIEF EXECUTIVE OFFICER, UNDERWRITERS, AUDITOR(S), VALUER AND/OR CREDIT RATING COMPANY (IF ANY)."

"This being the first issue of the issuer, there has been no formal market for the securities of the issuer. The face value of the securities is tk. 10.00 (ten) and the issue price is tk. 10.00, i.e. '1 (One)-times' of the face value. The issue price has been determined and justified by the issuer and the issue managers as stated under the paragraph on "justification of issue price" should not be taken to be indicative of the market price of the securities after listing. No assurance can be given regarding an active or sustained trading of the securities or the price after listing."

"Investment in securities involves a degree of risk and investors should not invest any funds in this offer unless they can afford to take the risk of losing their investment. Investors are advised to read the risk factors carefully before taking an investment decision in this offer. For taking an investment decision, investors must rely on their own examination of the issuer and the offer including the risks involved. The securities have not been recommended by the Bangladesh Securities and Exchange Commission (BSEC) nor does BSEC guarantee the accuracy or adequacy of this document. Specific attention of investors is invited to the statement of 'risk factors' given on page number (153 to 162)"

"The issuer, having made all reasonable inquiries, accepts responsibility for and confirms that this prospectus contains all material information with regard to the issuer and the issue, that the information contained in the prospectus are true, fair and correct in all material aspects and are not misleading in any respect, that the opinions and intentions expressed herein are honestly held and that there are no other facts, the omission of which make this document as a whole or any of such information or the expression of any such opinions or intentions misleading in any material respect."



Availability of Prospectus

The Prospectus and abridged version prospectus in hard and soft forms of the Company shall be obtained from the following addresses:

NAME & ADDRESS	CONTACT PERSON	TELEPHONE & FAX NUMBER, E-MAIL, WEB ADDRESS
ISSUER		
Silco Pharmaceuticals Limited Registered & Corporate Office: 41, Nurani, Bankalpara, Subid Bazar, Sylhet-3100 Factory: BSCIC Industrial Estate, Khadimnagar, Sylhet-3103	Dr. Md. Badrul Haque Rukan Managing Director	Phone: +88 0821-722241, 0821-728512 Fax: Nil E-mail: info@silcopharma.com Web: www.Silcopharma.com
ISSUE MANAGERS		
EBL Investments Limited 59, Motijheel C/A (1st Floor) Dhaka-1000	Tahid Ahmed Chowdhury, FCCA Managing Director	Phone: +880-2-7118975,7119039-Ext-201 Fax: +880-2-7120251 Email: info@eblinvestments.com Web: www.eblinvestments.com
City Bank Capital Resources Limited City Centre (Level-14), Unit ID:13D 90/1 Motijheel C/A, Dhaka-1000	Ershad Hossain Managing Director & CEO	Phone: +88 02 55110945, 55110946 Fax: +88 02 55110947 Email: info@cbcr.com Web: www.cbcr.com
Citizen Securities & Investment Limited House-408, Road-29, 1 st Floor Mohakhali DOHS, Dhaka-1206	Md. Uzzal Hossain Managing Director & CEO (Current Charge)	Phone: +88 02 9847988 Fax: Nil Email: info@citizenscurities.com Web: www.citizenscurities.com
UNDERWRITERS		
EBL Investments Limited 59, Motijheel C/A (1st Floor) Dhaka-1000	Tahid Ahmed Chowdhury, FCCA Managing Director	Phone: +880-2-7118975,7119039-Ext-201 Fax: +880-2-7120251 Email: info@eblinvestments.com Web: www.eblinvestments.com
MTB Capital Limited MTB Tower (level-3) 111 Kazi Nazrul Islam Avenue, Bangla Motor, Dhaka-1000	Khairul basher Abu Taher Mohammed Chief Executive Officer	Phone: +88-02-9339586,9337961 Fax: +88-02-8321760 Email: info.mtbcap@mutualtrustbank.com Web: www.mtbcap.com
FAS Capital Management Ltd. Suvastu Imam Square (4 th Floor) 65 Gulshan, Dhaka-1212	Shadhan Chandra Das, FCA Chief Executive Officer	Phone: +02-8834252 Fax: +88-02-9860258 E-mail: fas.capital.itd@gmail.com Web: www.fasbd.com
Citizen Securities & Investment Limited House-408, Road-29, 1 st Floor Mohakhali DOHS, Dhaka-1206	Md. Uzzal Hossain Managing Director & CEO (Current Charge)	Phone: +88 02 9847988 Fax: Nil Email: info@citizenscurities.com Web: www.citizenscurities.com
STOCK EXCHANGES		
Dhaka Stock Exchange Limited (DSE) DSE Library, Research and Information Department 9/F, Motijheel C/A, Dhaka- 1000	Md. Afzalur Rahman Manager	Phone: +88 02 9564601-7, 9666944-8 Fax: +88 02-9569755, 9564727 Email: research@dsebd.org Web: www.dsebd.org
Chittagong Stock Exchange Limited (CSE) CSE Building, 1080, Sheikh Mujib Road, Chittagong-4100 Dhaka Office:52-53, Dilkusha C/A, Dhaka- 1000	Md. Javed Sarwar Assistant Manager	Phone: +88-031 714632-3, 720871 Fax: +88-031 714101, +880-2 9513911-15 E-mail: javed@cse.com.bd Web: www.cse.com.bd

Prospectus would also be available on the web sites of BSEC (www.secbd.org), DSE (www.dsebd.org), CSE (www.csebd.com), Silco Pharmaceuticals Limited (SPL)(www.silcopharma.com), EBL Investments Limited (www.eblinvestments.com), City Bank Capital Resources Limited (www.cbcr.com), Citizen Securities & Investment Limited (www.citizenscurities.com) and at the Public Reference Room of the Bangladesh Securities and Exchange Commission (BSEC) for reading and studying.

Names and dates of the newspapers where abridged version of prospectus was published:

Sl.	Newspaper Name	Date	Page Number
1	The Daily Samakal	11.02.2019	13
2	The Daily Bonikbarta	11.02.2019	11
3	The Daily Sharebiz	11.02.2019	09
4	The Daily New Age	11.02.2019	11
5	The Daily Independent	11.02.2019	10

Definitions and Acronyms or Elaborations

Terms	:	Description
A		
<i>AGM</i>	:	Annual General Meeting
<i>Allotment</i>	:	Letter of allotment for shares
B		
<i>BAS</i>	:	Bangladesh Accounting Standards
<i>BO A/C</i>	:	Beneficiary Owner Account or Depository Account
<i>BSEC</i>	:	Bangladesh Securities and Exchange Commission
<i>BSCIC</i>	:	Bangladesh Small and Cottage Industries Corporation
<i>BFRS</i>	:	Bangladesh Financial Reporting Standards
C		
<i>CDBL</i>	:	Central Depository Bangladesh Limited
<i>CIB</i>	:	Credit Information Bureau
<i>Certificate</i>	:	Share Certificate
<i>CIS</i>	:	Collective Investment Scheme
<i>Commission</i>	:	Bangladesh Securities and Exchange Commission
<i>Companies Act</i>	:	Companies Act, 1994 (Act. No. XVIII of 1994)
<i>CSE</i>	:	Chittagong Stock Exchange Limited
<i>CFC Inhalers</i>	:	Chlorofluorocarbons Inhalers
<i>CGMP</i>	:	Current Good Manufacturing Practice
D		
<i>DAR</i>	:	(Data/Action/Response) method is the format utilized for documentation of problems identified in the patient care plan (problem oriented charting format)
<i>DSE</i>	:	Dhaka Stock Exchange Limited
<i>DTM&H</i>	:	Diploma in Tropical Medicine and Hygiene
<i>DLO</i>	:	Diploma in Laryngology and Otology
E		
<i>EHS</i>	:	Environmental Health and Safety
<i>EI</i>	:	Eligible Investors
<i>EURO</i>	:	Official currency of the European Union
<i>EPS</i>	:	Earning Per Share
<i>EMS</i>	:	Express Mail Service
F		
<i>FC Account</i>	:	Foreign Currency Account
<i>FCPS</i>	:	Fellow of College of Physicians and Surgeons
G		
<i>GBP</i>	:	Great Britain Pound
<i>GP</i>	:	General Public
H		
<i>HFA Inhalers</i>	:	Hydrofluoroalkane Inhalers
I		
<i>IPO</i>	:	Initial Public Offering
<i>Issue</i>	:	Public Issue of shares of Silco Pharmaceuticals Limited
<i>Issuer</i>	:	Silco Pharmaceuticals Limited
<i>Issue Managers</i>	:	Citizen Securities & Investment Limited (CSIL) and City Bank Capital Resources Limited (CBCRL)

	EBL Investments Limited
<i>IV Infusions</i>	: Intravenous Infusions
M	
<i>MP</i>	: Market Price
<i>MBBS</i>	: Bachelor of Medicine and Bachelor of Surgery
<i>MRSH</i>	: Member of the Royal Society for the Promotion of Health (UK)
<i>MS</i>	: Master of Surgery
<i>MCPS</i>	: Member of College of Physicians and Surgeons
<i>MRCP</i>	: Membership of the Royal Colleges of Physicians
N	
<i>NAV</i>	: Net Asset Value of the Company
<i>NRB</i>	: Non-Resident Bangladeshi
<i>NBR</i>	: National Board of Revenue
O	
<i>OBST</i>	: Obstetrician
R	
<i>RJSC</i>	: Registrar of Joint Stock Companies and Firms
S	
<i>SPL/SILCO</i>	: Silco Pharmaceuticals Limited
<i>Securities Market</i>	: Share market
<i>Securities</i>	: Shares of Silco Pharmaceuticals Limited
<i>Sponsors</i>	: The Sponsors Shareholders of Silco Pharmaceuticals Limited
<i>STD Account</i>	: Short Term Deposit Account
<i>Stockholders</i>	: Shareholder
<i>SC</i>	: Share Certificate
<i>Subscription</i>	: Application money
T	
<i>Taka/Tk./BDT</i>	: Bangladeshi Taka
<i>The Company</i>	: Silco Pharmaceuticals Limited
<i>TIN</i>	: Tax Identification Number
U	
<i>USD</i>	: United States Dollar
V	
<i>VAT</i>	: Value Added Tax
W	
<i>WPPF</i>	: Workers' Profit Participation Fund
<i>WDV</i>	: Written Down Value



Table of Contents

SECTION (I): EXECUTIVE SUMMARY	1
a) About the industry:.....	1
b) About the Issuer:	2
c) Financial Information:.....	3
d) Features of the issue and its objects:	3
e) Legal and other Information:.....	3
f) Promoters' background:.....	5
g) Capital structure and history of capital raising:.....	6
h) Summary of Valuation Report of securities:.....	7
i) Others:	7
SECTION (II): CONDITIONS IMPOSED BY THE COMMISSION IN THE CONSENT LETTER.....	9
CONDITIONS UNDER 2CC OF THE SECURITIES AND EXCHANGE ORDINANCE, 1969	9
SECTION (III): DECLARATION AND DUE DILIGENCE CERTIFICATES.....	17
DECLARATION ABOUT THE RESPONSIBILITY OF THE DIRECTOR(S), INCLUDING THE CEO OF "SILCO PHARMACEUTICALS LIMITED (SPL)" IN RESPECT OF THE PROSPECTUS	17
DUE DILIGENCE CERTIFICATE BY ISSUE MANAGER	18
DUE DILIGENCE CERTIFICATE BY ISSUE MANAGER.....	20
DUE DILIGENCE CERTIFICATE BY ISSUE MANAGER.....	22
DUE DILIGENCE CERTIFICATE BY THE UNDERWRITER(S)	24
DUE DILIGENCE CERTIFICATE BY THE UNDERWRITER(S)	26
DUE DILIGENCE CERTIFICATE BY THE UNDERWRITER(S)	28
DUE DILIGENCE CERTIFICATE BY THE UNDERWRITER(S)	29
SECTION (IV): ABOUT THE ISSUER.....	31
Particulars of the Company.....	31
Names of the Sponsors and Directors	31
Names of the Directors	32
Particulars of Auditor and Registrar to the Issue.....	32
Name of the Stock Exchanges where the Securities to be listed:.....	32
SECTION (V): CORPORATE DIRECTORY OF THE ISSUER.....	33
SECTION (VI): DESCRIPTION OF THE ISSUER	34
a. Summary.....	34
b. General Information:	35
c. Capital Structure:.....	40
d. Description of Business:	46



- e. Description of Property: 61
- f. Plan of Operation and Discussion of Financial Condition:..... 85

SECTION (VII): MANAGEMENT’S DISCUSSION AND ANALYSIS OF FINANCIAL CONDITION AND RESULT OF OPERATIONS99

- a) Overview of business and strategies: 99
- b) SWOT ANALYSIS:..... 99
- c) Analysis of the financial statement of last five years: 101
- d) Known trends, demands, commitments, events or uncertainties that are likely to have an effect on the company’s business: 102
- e) Trends or expected fluctuations in liquidity:..... 102
- f) Off-balance sheet agreements those have or likely to have a current or future effect on financial condition: 102

SECTION (VIII): DIRECTORS AND OFFICERS 103

- a) Name, Father’s Name, age, Residential address, Educational qualification, experience and position of each of the directors and any person nominated/represented to be a director, showing the period for which the nomination has been made and the name of the organization which has nominated him: 103
- b) Date of first Directorship and Expiry of Current Tenure of the directors: 104
- c) Name of Interest and Involvement in other business/organization of directors:..... 104
- d) Statement of if any Directors of the issuer are associated with the securities market in any manner and any director of the issuer company is also director of any issuer of other listed securities during last three years with dividend payment history and market performance: 104
- e) Family relationship (father, mother, spouse, brother, sister, son, daughter, spouse’s father, spouse’s mother, spouse’s brother, spouse’s sister) among the directors and top five officers: 105
- f) Brief description of other businesses of the directors: 105
- g) Short bio-data of each director 106
- h) Loan status of the issuer, its directors and shareholders who hold 10% or more shares in the paid-up capital of the issuer in terms of the CIB Report of Bangladesh Bank:..... 108
- i) Name, position, educational qualification, age, date of joining in the company, overall experience (in year), previous employment, salary paid for the financial year of the CEO, MD, CFO, CS, Advisers, Consultants and all Departmental Heads. If the Chairman, any director or any shareholder received any monthly salary than this information should also be included: 108
- j) Changes in the key management persons during the last three years: 109
- k) A profile of the sponsors including their names, father’s names, age, personal addresses, educational qualifications, and experiences in the business, positions/posts held in the past, directorship held, other ventures of each sponsor and present position:..... 109

- l) If the present directors are not the sponsors and control of the issuer was acquired within five years immediately preceding the date of filing prospectus details regarding the acquisition of control, date of acquisition, terms of acquisition, consideration paid for such acquisition etc..... 110
- m) If the sponsors/directors do not have experience in the proposed line of business, the fact explaining how the proposed activities would be carried out/managed: 111
- n) Interest of the key management persons: 111
- o) All interests and facilities enjoyed by a director, whether pecuniary or non-pecuniary: .. 111
- p) Number of shares held and percentage of shareholding of Sponsors and Directors(pre issue): 112
- q) Change in board of directors during last three years:..... 112
- r) Director’s engagement with similar business: 112

SECTION (IX): CERTAIN RELATIONSHIPS AND RELATED TRANSACTIONS 113

- a) Description of any transaction during the last five years, or any proposed transactions certified by the auditors, between the issuer and any of the following persons, giving the name of the persons involved in the transaction, their relationship with the issuer, the nature of their interest in the transaction and the amount of such interest..... 113
- b) Transaction or arrangement entered into by the issuer or its subsidiary or associate or entity owned or significantly influenced by a person who is currently a director or in any way connected with a director of either the issuer company or any of its subsidiaries/holding company or associate concerns, or who was a director or connected in any way with a director at any time during the last three years prior to the issuance of the prospectus . 114
- c) loans either taken or given from or to any director or any person connected with the director, clearly specifying details of such loan in the prospectus, and if any loan has been taken from any such person who did not have any stake in the issuer, its holding company or its associate concerns prior to such loan, rate of interest applicable, date of loan taken, date of maturity of loan. and present outstanding of such loan 114

SECTION (X): EXECUTIVE COMPENSATION 115

- a) The total amount of remuneration/salary/perquisites paid to the top five salaried officers of the issuer in the last accounting year and the name and designation of each such officer: 115
- b) Aggregate amount of remuneration paid to all directors and officers as a group during the last accounting year:..... 115
- c) If any shareholder director received any monthly salary/perquisite/benefit it must be mentioned along with date of approval in AGM/EGM, terms thereof and payments made during the last accounting year: 115
- d) The board meeting attendance fees received by the director including the managing director along with date of approval in AGM/EGM: 115
- e) Any contract with any director or officer providing for the payment of future compensation: 115



f)	If the issuer intends to substantially increase the remuneration paid to its directors and officers in the current year, appropriate information regarding thereto:	115
g)	Any other benefit/facility provided to the above persons during the last accounting year:	115
SECTION (XI):	OPTIONS GRANTED TO DIRECTORS, OFFICERS AND EMPLOYEES	116
SECTION (XII):	TRANSACTION WITH THE DIRECTORS AND SUBSCRIBERS TO THE MEMORANDUM	116
a)	Benefits received by the issuer during the last five years along with the description of assets, services or other consideration received or to be received;.....	116
b)	Assets were acquired or to be acquired from the Directors and Subscribers of the Memorandum:.....	116
SECTION (XIII):	OWNERSHIP OF THE COMPANY'S SECURITIES	117
a)	The names, Addresses, BO ID Number of all shareholders of the Company before IPO, indicating the amount of securities owned and the percentage of the securities represented by such ownership:.....	117
b)	There shall also be a table showing the name and address, age, experience, BO ID Number, TIN number, numbers of shares held including percentage, position held in other companies of all the directors before the public issue:.....	127
c)	The average cost of acquisition of equity shares by the directors certified by the auditors:	129
d)	A detail description of capital built up in respect of shareholding (name-wise) of the issuer's sponsors/ directors. In this connection, a statement to be included:	130
e)	Detail of shares issued by the company at a price lower than the issue price:	133
f)	History of significant (5% or more) changes in ownership of securities from inception: ..	133
SECTION (XIV):	CORPORATE GOVERNANCE	134
a)	Management disclosure regarding compliance with the requirements of Corporate Governance Guidelines of the Bangladesh Securities and Exchange Commission (BSEC);	134
b)	A compliance report of Corporate Governance requirements certified by competent authority;	134
c)	Details relating to the issuer's audit committee and remuneration committee, including the names of committee members and a summary of the terms of reference under which the committees operate.	141
SECTION (XV):	VALUATION REPORT OF SECURITIES PREPARED BY THE ISSUE MANAGER.....	142
SECTION (XVI):	DEBT SECURITIES	145
SECTION (XVII):	PARTIES INVOLVED AND THEIR RESPONSIBILITIES.....	145
SECTION (XVIII):	MATERIAL CONTRACTS	146
SECTION (XIX):	OUTSTANDING LITIGATIONS, FINE OR PENALTY	149
SECTION (XX):	RISK FACTORS AND MANAGEMENT'S PERCEPTIONS ABOUT THE RISKS.....	150
i.	Internal risk factors may include, among others:.....	150

ii.	External risk factors may include among others:	155
iii.	Other risks factors may include:	158
SECTION (XXI): DESCRIPTION OF THE ISSUE.....		160
SECTION (XXII): USE OF PROCEEDS		165
a)	Use of net proceeds of the offer indicating the amount to be used for each purpose with head-wise break-up	165
b)	Utilization of the total amount of paid-up capital and share premium, if any, including the sponsors' contribution and capital raised of the issuer at the time of submission of prospectus, in details with indication of use of such funds in the financial statements; ..	210
c)	If one of the objects is an investment in a joint venture, a subsidiary, an associate or any acquisition, details of the form of investment, nature of benefit expected to accrue to the issuer as a result of the investment, brief description of business and financials of such venture:	211
d)	If IPO proceeds are not sufficient to complete the project, then source of additional fund must be mentioned. In this connection, copies of contract to meet the additional funds are required to be submitted to the Commission. The means and source of financing, including details of bridge loan or other financial arrangement, which may be repaid from the proceeds of the issue along with utilization of such funds:	211
e)	A schedule mentioning the stages of implementation and utilization of funds received through public offer in a tabular form, progress made so far, giving details of land acquisition, civil works, installation of plant and machinery, the approximate date of completion of the project and the projected date of full commercial operation etc. The schedule shall be signed by the Chief Executive Officer or Managing Director, Chief Financial Officer and Chairman on behalf of Board of Directors of the issuer:.....	211
f)	If there are contracts covering any of the activities of the issuer for which the proceeds of sale of securities are to be used, such as contracts for the purchase of land or contracts for the construction of buildings, the issuer shall disclose the terms of such contracts, and copies of the contracts shall be enclosed as annexure to the prospectus:.....	212
g)	If one of the objects of the issue is utilization of the issue proceeds for working capital, basis of estimation of working capital requirement along with the relevant assumptions, reasons for raising additional working capital substantiating the same with relevant facts and figures and also the reasons for financing short with long term investments and an item wise break-up of last three years working capital and next two years projection:	212
h)	Where the issuer proposes to undertake one or more activities like diversification, modernization, expansion, etc., the total project cost activity-wise or project wise, as the case may be:	212
i)	Where the issuer is implementing the project in a phased manner, the cost of each phase, including the phases, if any, which have already been implemented:	212
j)	The details of all existing or anticipated material transactions in relation to utilization of the issue proceeds or project cost with sponsors, directors, key management personnel, associates and group companies:.....	212

k)	Summary of the project appraisal/ feasibility report by the relevant professional people with cost of the project and means of finance, weaknesses and threats, if any, as given in the appraisal/ feasibility report:	213
SECTION (XXIII): LOCK-IN.....		223
SECTION (XXIV): MARKETS FOR THE SECURITIES BEING OFFERED		231
SECTION (XXV): DESCRIPTION OF SECURITIES OUTSTANDING OR BEING OFFERED.....		232
a)	Dividend, voting and preemption rights;.....	232
b)	Conversion and liquidation rights;.....	232
c)	Dividend policy;	232
d)	Other rights of the securities holders;.....	233
SECTION (XXVI): FINANCIAL STATEMENTS.....		234
a)	The latest financial statements prepared and audited by the Commission's panel auditors in adherence to the provisions of the Securities and Exchange Rules, 1987, the কোম্পানি আইন, ১৯৯৪, International financial Reporting and Auditing Standards as adopted in Bangladesh from time to time and any other law as applicable;	234
b)	Information as is required under section 186 of the কোম্পানি আইন, ১৯৯৪, relating to holding company;	260
c)	Selected ratios as specified in Annexure-D;	260
d)	Auditors report under Section 135(1), Paragraph 24(1) of Part II of Schedule III of the কোম্পানি আইন, ১৯৯৪. The report shall include comparative income statements and balance sheet and aforementioned ratios for immediate preceding five accounting years of the issuer. If the issuer has been in commercial operation for less than five years, the above mentioned inclusion and submission will have to be made for the period since commercial operation;	267
e)	Financial spread sheet analysis for the latest audited financial statements;.....	269
f)	Earnings Per Share (EPS) on fully diluted basis (with the total existing number of shares) in addition to the weighted average number of shares basis. Future projected Net Income should not be considered while calculating the weighted average EPS;	271
g)	All extra-ordinary income or non-recurring income coming from other than core operations should be shown separately whole showing the Net Profit as well as the Earning Per Share;.....	271
h)	Quarterly or half-yearly EPS should not be annualized while calculating the EPS:.....	271
i)	Net asset value (with and without considering revaluation surplus/reserve) per unit of the securities being offered at the date of the latest audited statement of financial position	271
j)	Re-audit the Audited Financial Statement	271
k)	Following statements for the last five years or any shorter period of commercial operation certified by the auditors:	272

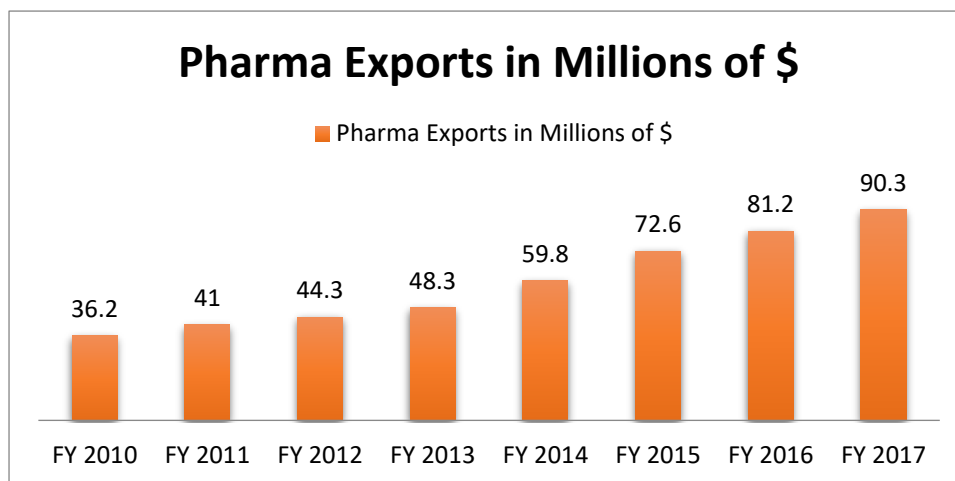


i.	Certificate on long term and short term borrowings including borrowing from related party or connected persons with rate of interest and interest paid/accrued of 'Silco Pharmaceuticals Limited' period from 01 January 2012 to 30 June 2017	272
ii.	Certificate on Statement of Principal Terms of Secured Loans and Assets on which charge have been created against those loans of 'Silco Pharmaceuticals Limited' period from 01 January 2012 to 30 June 2017	274
iii.	Certificate on unsecured loans with terms & conditions of 'Silco Pharmaceuticals Limited' period from 01 January 2012 to 30 June 2017	276
iv.	Certificate on inventories showing amount of raw material, packing material, stock-in-process and finished goods, consumable items, store & spares parts, inventory of trading goods etc. of 'Silco Pharmaceuticals Limited' period from 01 January 2012 to 30 June 2017.	276
v.	Certificate on trade receivables showing receivable from related party and connected persons of 'Silco Pharmaceuticals Limited' period from 01 January 2012 to 30 June 2017	277
vi.	Certificate on any loan given by the issuer including loans to related party or connected persons with rate of interest and interest realized/accrued of 'Silco Pharmaceuticals Limited' period from 01 January 2012 to 30 June 2017	277
vii.	Certificate on other income showing interest income, dividend income, discount received and other non-operating income of 'Silco Pharmaceuticals Limited' period from 01 January 2012 to 30 June 2017	278
viii.	Certificate on turnover showing separately in cash and through banking channel of 'Silco Pharmaceuticals Limited' period from 01 January 2012 to 30 June 2017	278
ix.	Certificate on related party transaction of 'Silco Pharmaceuticals Limited' period from 01 January 2012 to 30 June 2017	279
x.	Certificate on Reconciliation of business income shown in tax return with net income shown in audited financial statements of 'Silco Pharmaceuticals Limited' period from 01 January 2012 to 30 June 2017	280
xi.	Certificate on Confirmation that all receipts and payments of the issuer above Tk. 500,000/- were made through banking channel of 'Silco Pharmaceuticals Limited' period from 01 January 2012 to 30 June 2017	280
xii.	Certificate on Confirmation that Bank Statements of the issuer are in conformity with its books of accounts of 'Silco Pharmaceuticals Limited' period from 01 January 2012 to 30 June 2017	280
xiii.	Certificate on Statement of payment status of TAX, VAT and other taxes/duties of 'Silco Pharmaceuticals Limited' period from 01 January 2012 to 30 June 2017	281
SECTION (XXVII): PUBLIC ISSUE APPLICATION PROCEDURE.....		379
SECTION (XXVIII): OTHERS.....		384

SECTION (I): EXECUTIVE SUMMARY

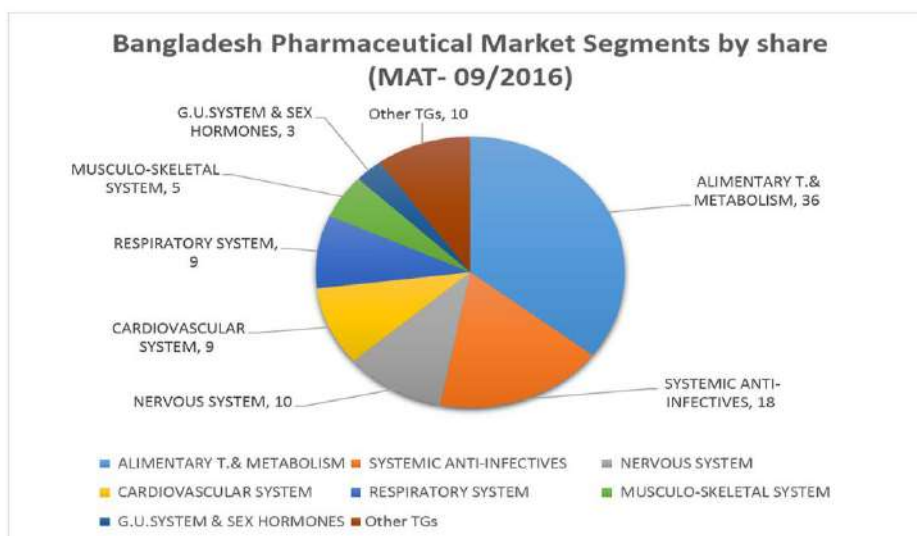
a) About the industry:

The pharmaceutical industry in Bangladesh is one of the most developed technology sectors within Bangladesh. Manufacturers produce insulin, hormones, and cancer drugs. Presently, the pharma industry of Bangladesh meets 98 percent of the local demand and exports to more than 150 countries. Bangladesh's pharmaceutical sector can grow at 15 percent for the next five years riding on the expanded domestic market as well as new export frontiers, according to a new research.



Source: EPB

Since the beginning of the decade, the pharmaceutical industry in Bangladesh has experienced double-digit growth driven by large consumer base, improved health consciousness and a supportive regulatory framework. Two effective policies have accelerated the growth of the sector. One was the Drug Control Ordinance 1982, which banned foreign companies from selling imported pharmaceutical products in the country. The other was the relaxation of the World Trade Organization's agreement on Trade-Related Aspects of Intellectual Property Rights (TRIPS), which permitted Bangladesh to reverse engineer patented generic drugs. The relaxation of TRIPS for least-developed countries has been extended to 2033. Now, Bangladesh proudly stands alone as the only LDC that has a well-developed pharma sector.



- Bangladesh earned \$43 million from exporting pharmaceutical goods in the first five month of the 2017-18 fiscal year
- Emerging generic drug hub in the region
- Nearly self-sufficient; 98% demand met by local production
- Total market size approx. US \$2 billion since 1982, which is around 1% of GDP
- Historically good growth maintained (c.>10-15% last few years)
- Strong manufacturing base; skilled manpower
- Largest white collar labor intensive employment sector
- 2nd highest contributor to national exchequer
- Registered pharmaceutical companies: 245; functional 220
- All the top 10 companies are local and they have approx. 70% market share
- MNCs such as Radiant, Sanofi and Novo Nordisk enjoy a 10.5% market share
- Leading companies have major approvals (US FDA, EU GMP, UK MHRA, TGA Australia, ANVISA Brazil etc.)
- the government has started the process of constructing an active pharmaceutical ingredient industrial park in Munshiganj

Bangladesh Pharma has high capability in Specialized Pharmaceuticals

The industry continues its strong research orientation in generic formulation development and has already proven its skills with successful development of specialized, high-tech formulations which are very difficult to imitate. Leading companies have focused on specialized dosage delivery systems to create strong differentiation and successfully developed metered dose inhaler (MDI), dry powder inhaler (DPI), lyophilized injectables, sterile ophthalmics, prefilled syringes, oral thin films, multi-layer tablets, biological products, including insulin, vaccines etc.

(Data Source: <http://www.bapi-bd.com/bangladesh-pharma-industry/overview#>)

b) About the Issuer:

Incorporation	As Public Limited Company	25 January, 1995 Registration no. C-27781(1627)/95
Commencement of Commercial Operation	According to the certificate of Commencement the date of commercial operation is 25 January, 1995, but the Company received the drug manufacturing license on 29 October, 2003 and the commercial operation has started on 30 October, 2003	
Denomination of Share Price from BDT 1,000 to BDT 10 per share	20 November, 2012	
Factory Location	BSCIC Industrial Estate, Khadimnagar, Sylhet-3103, Bangladesh	
Head Office	41, Nurani, Bankalapara, Subid Bazar, Sylhet-3100, Bangladesh	
Nature of Business	The principal activities of the Company are to manufacturing, selling and distributing pharmaceutical products throughout Bangladesh	

c) Financial Information:

Sl.	Particulars	Year Ended 30-June-17	Year Ended 30-June-16 (6 month)	Year Ended 31-Dec-15	Year Ended 31-Dec-14 (Re-stated)	Year Ended 31-Dec-13	Year Ended 31-Dec-12
1	Sales Revenue	906,528,993	438,643,061	851,159,177	810,144,679	997,984,022	839,888,056
2	Gross Profit	290,918,804	156,054,907	309,293,054	216,166,601	389,458,285	361,355,947
3	Net profit before tax	158,351,004	91,996,678	180,114,491	93,038,732	264,673,814	245,191,183
4	Net Profit after tax	102,928,153	59,797,841	117,074,419	60,475,177	140,884,897	126,954,589
5	Total Assets	1,990,153,525	1,837,353,837	1,763,194,426	1,658,786,812	1,575,355,908	1,383,204,412
6	Share Capital	643,700,000	643,700,000	643,700,000	43,700,000	43,700,000	43,700,000
7	Retained Earnings	992,012,653	889,084,502	829,286.660	712,212,241	637,727,973	390,762,145
8	No. of Shares	64,370,000	64,370,000	64,370,000	4,370,000	4,370,000	4,370,000
9	Face Value	10.00	10.00	10.00	10.00	10.00	10.00
10	NAV Per Share	25.41	23.81	22.88	172.98	155.93	99.42
11	EPS (Diluted)	1.60	0.93	1.82	0.94	2.19	1.97

d) Features of the issue and its objects:

Offer Price	BDT 10.00
Number of Shares	30,000,000 Ordinary Shares
Offer Size	BDT 300,000,000.00
Issue Manager	EBL Investments Limited City Bank Capital Resources Limited Citizen Securities & Investment Limited
Register to the Issue	N/A
Underwriter(s)	EBL Investments Ltd MTB Capital Limited FAS Capital Management Ltd. Citizen Securities & Investment Limited
NAV per Share	BDT 25.41
EPS per Share	BDT 1.60
Purpose of Raising Fund	Proceeds from initial public offering (IPO) will be used for Civil construction, purchase of machineries and purchase of Delivery van & other vehicles.
Date of Implementation	Within 18 months after receiving IPO fund

e) Legal and other Information:

Name of the Company	Silco Pharmaceuticals Limited
Legal Status	Public Limited Company
Date of Incorporation	25 January, 1995
Date of Commencement of Business	25 January, 1995
Registration Number	C-27781(1627)/95

Certificate/License Name	Issuing Authority	Certificate /License No	Validity
Trade License	Sylhet City Corporation	1582	Valid till 30.06.2019
Factory Trade License	Khadimpara Union Council	295	Valid till 30.06.2019
Tin Certificate	National Board of Revenue, Govt. of Bangladesh	325025208929	N/A
VAT certificate	Commissioner of Customs, Excise and VAT, Govt. of Bangladesh	22011005258 Area Code: 220101	N/A
Certificate of Incorporation	Registrar of Joint Stock Companies and Firms, Govt. of Bangladesh	C- 27781(1627)/95	N/A
Certificate for Commencement of Business	Registrar of Joint Stock Companies Bangladesh	9036	N/A
Environmental Clearance Certificate	Department of Environment, Sylhet	285	Valid till 22.07.2019
Drugs Import Registration certificate	Controller of Imports & Exports, Govt. of Bangladesh	B-116725	Valid till 30.06.2019
Fire License	Bangladesh Fire Service & Civil Defense	Sylhet - 2/1264/2002- 2003	Valid till 30.06.2019
Certificate of Renewal of License to Manufacture Drugs	Directorate General of Drug Administration & Licensing Authority (Drugs)	License No.: 450 License No.: 217	Valid till 13.08.2019
Membership certificate of The Sylhet Chamber of Commerce & Industry	The Sylhet Chamber of Commerce & Industry	Membership no. O-1081	Valid till 30.06.2019
Narcotics Production and Processing License	Department of Narcotics Control, Sylhet	01/03-04	Valid till 30.06.2019
Factory License	Department of Factory, Sylhet	929/Sylhet	Valid till 30.06.2019
Certificate of Good Manufacturing Practice (GMP) for Pharmaceutical Products	Directorate General of Drug Administration & Licensing Authority (Drugs)	DA/6- 173/2013/24263	Valid till 08.11.2020

f) Promoters' background:**Mrs. Naim Fatema**

Mrs. Naim Fatema is the Chairman of Silco Pharmaceuticals Ltd. She was born in a respectable Muslim family at Sylhet in 1954. Mrs. Fatema completed her BA (Hons) and MA in Sociology and started her professional career in the field of teaching profession and now she is the Head Mistress of M.C College Shisu Biddaloy, Sylhet. Mrs. Fatema is also a Director of North East Medical College. She visited many countries including UK, USA, India, Thailand, Malaysia etc. on business and personal tour.

Dr. Md. Badrul Haque Rukan

Dr. Md. Badrul Haque Rukan, aged 64, is a Director of the company since inception. He is currently employed as a Managing Director of the company. Mr. Rukan is a prominent Child Specialist in Sylhet city; completed his MBBS, DCH from DUB, also achieved MRSC degree from London. After obtaining his MBBS Degree he engages himself in his own profession and simultaneously engages in relevant business sector and serving efficiently in medical, Pharmaceuticals industry and profession for more than 35 years. He has long experience involving in Pharmaceuticals industry with particular experience in product development and marketing. Dr. Rukan is also involved with many social organizations and visited many countries including UK, USA, India, Bangkok, Malaysia, Singapore etc. on business and personal purpose. He is also the director of Park View Medical College and National Diagnostic Centre situated in Sylhet.

Dr. Azizur Rahman

Dr. Azizur Rahman is a Director Silco Pharmaceuticals Ltd. and has long experience working with pharmaceuticals Industry. He is a professor of Child Health of North East Medical College & Hospital. Dr. Rahman is also a sitting Chairman and Director of Al-Amin Dental College, Sylhet. During his career as a medical professional he has awarded many degrees in Bangladesh and overseas. He completed his MBBS and DTM & H from Dhaka Medical and achieved MRSH degree from London, UK.

Prof. Dr. Md. Harunur Rashid

Prof. Dr. Md. Harunur Rashid is one of the renowned and famous ENT specialists in Bangladesh, born in 1955. He has completed MBBS and DLO from Dhaka Medical. He is involved in Silco Pharmaceuticals Ltd. since inception of the Company and advising in product & market development. He is a former Vice Principal and head of the ENT department of Sylhet MAG Osmani Medical College, Sylhet. Prof. Dr. Md. Harunur Rashid visited many countries including UK, USA, Japan, China, India, Thailand, Malaysia and many others.

Dr. Mahmudul Majid Chowdhury

Dr. Mahmudul Majid Chowdhury is a Medicine Specialist trained from overseas countries. He has completed his MBBS and DIM in Internal Medicine from Bangladesh and subsequently trained from Royal Post Graduate Medical College. Dr. Chowdhury also received Specialist Training in Medicine from London Hammersmith Hospital, UK. He has vast experience and knowledge about Internal Medicine. He also worked as a Medicine specialist in Sylhet MAG Osmani Medical College Hospital, Sylhet.

Dr. Mohammed Afzal

Dr. Mohammad Afzal is a renowned medicine specialist in Sylhet. He was born in 01 April 1949 in Sylhet. He has completed his MBBS and FCPS in Medicine. He has vast experience and knowledge about Medicine and one of the most popular Medicine Specialist in Sylhet.

Dr. Md. Abdus Sabur

Dr. Md. Abdus Sabur is a renowned Obstetrics and Gynecology specialist in Sylhet. He was born in 15 October 1954 in Sylhet. He has completed his MBBS and FCPS. He is also a WHO fellow. Dr. Md. Abdus

Sabur has vast experience and knowledge about Obstetrics and Gynecology and one of the most popular Gynecologist in Sylhet.

Dr. A.Z.M Monzurul Haque Chow.

Dr. A.Z.M Monzurul Haque Chowdhury is a renowned consultant in Sylhet. He was born in 01 November 1956 in a well reputed family. He has completed his MBBS from Bangladesh later he went to USA and completed his MS degree. He has vast experience and knowledge of practicing about 30 years in local and abroad.

Dr. Md. Zakaria

Dr. Md. Zakaria is a renowned Dermatologist in Sylhet. He was born in 01 July 1955 in the Jharnarpar village of Sylhet district. He has completed his MBBS from Bangladesh later he became a member of the College of Physicians and Surgeons. Dr. Md. Zakaria has also completed his Diploma in Dermatology & Venereology. He has vast experience and knowledge about Medicine.

Dr. S.M. Abul Lais

Dr. S.M. Abul Lais is a renowned physicist in Sylhet. He was born in 30 December 1940 in a well reputed family of Sylhet. He has completed his MBBS and MRCP from UK. Dr. S.M. Abul Lais has vast experience and knowledge about practicing both in UK and Bangladesh.

Mrs. Nargis Akhter

Mrs. Nargis Akhter is a Housewife. She was born in 11 September 1979 in Sylhet district in a respected Muslim family. She is one of the sponsors of Silco Pharmaceuticals Limited.

Dr. A.T.M.A. Jalil

Dr. A.T.M.A. Jalil is a renowned Cardiologist in Sylhet. He was born in 20 February 1955. He has completed his MBBS and FCPS in Medicine and Cardiology. He has vast experience and knowledge about Medicine and Cardiovascular Disease.

g) Capital structure and history of capital raising:

Capital structure of the Company

Particulars	No. of shares	Nominal Price	Issue Price	Amount (BDT)
Before IPO				
Authorized Capital	105,000,000	10	10	1,050,000,000.00
Issue, Subscribed & Paid up Capital	64,370,000	10	10	643,700,000.00
Total Paid up Capital before IPO (A)	64,370,000	10	10	643,700,000.00
After IPO				
To be Issued through IPO (B)	30,000,000	10	10	300,000,000.00
Paid up Capital (post IPO) (A+B)	94,370,000	10	10	943,700,000.00

History of Capital Raising

Particulars	No. of Share issued		Amount of share capital (Taka)
	Consideration in cash	Consideration other than cash	
January 25, 1995 (At the time of Incorporation)	1,200,000.00	-	1,200,000.00
November 20, 2012 (Second Allotment)	42,500,000.00	-	42,500,000.00
March 18, 2015 (Third Allotment)	600,000,000.00	-	600,000,000.00
Total	643,700,000.00	-	643,700,000.00

h) Summary of Valuation Report of securities:

Method	Particulars	Amount in Taka
Method-1	Net Asset Value (NAV) per share	25.41
Method-2	Historical Earning based value per share based on overall Market P/E	24.32
Method -3	Average market price per share of similar stocks	429.40

i) Others:

(i) Declaration by the Issuer regarding any material changes

We, the Issuer, declare that we did not make any material changes including raising of paid-up capital after the date of audited financial statements as included in the prospectus.

Sd/-

Dr. Md. Badrul Haque Rukon
Managing Director
Silco Pharmaceuticals Limited

(ii) Declaration by the Issue Manager regarding connection with the Issuer

We, the Issue Manager of the forthcoming IPO of Silco Pharmaceuticals Limited hereby declare that, we or any of our connected person is in no way connected with the Issuer or any of its connected person nor does hold any securities thereof.

Sd/-

Tahid Ahmed Chowdhury, FCCA
Managing Director
EBL Investments Limited

Sd/-

Ershad Hossain
Managing Director & CEO
City Bank Capital Resources Limited

Sd/-

Md. Uzzal Hossain
Managing Director & CEO (Current Charge)
Citizen Securities & Investment Limited

(iii) Description of leased land on which factory building is situated

Name of Lessor	Bangladesh Small and Cottage Industries Corporation (BSCIC)
Date of signing lease deed	30.12.1998 and 31.08.2003 respectively
Area & location of leased land	Total Area: 45,000 sqft. Location: BSCIC Industrial Estate, Khadimnagar, Sylhet-3103, Bangladesh
Tenure of lease	99 years effective from 30.12.1998
Ownership of leased land	Bangladesh Small and Cottage Industries Corporation (BSCIC) has the sole ownership of this land, Silco Pharmaceuticals Limited took this land for 99 years operating lease
Nature of lease	Operating Lease
Termination clauses of lease	According to Article 4, the Lessee shall commence manufacturing operation on the land within two years from the date of the commencement of the lease, failing which the lease will be Liabe to be terminated but the Lessor may for just and sufficient reasons, extend the period.

SECTION (II): CONDITIONS IMPOSED BY THE COMMISSION IN THE CONSENT LETTER**DISCLOSURE IN RESPECT OF ISSUANCE OF SECURITY IN DEMAT FORM**

As per provisions of the Depository Act, 1999 and regulations made there under, share of the Company will be issued in dematerialized form only and for this purpose Silco Pharmaceuticals Limited will sign an agreement with the Central Depository Bangladesh Limited (CDBL). Therefore, all transfers, transmissions, splitting or conversions will take place on the CDBL system and any further issuance of shares (including rights and bonus) will also be issued in dematerialized form only.

CONDITIONS UNDER 2CC OF THE SECURITIES AND EXCHANGE ORDINANCE, 1969**PART-A**

1. The company shall go for Initial Public Offer (IPO) for **30,000,000** Ordinary Shares of Tk. **10.00** each at par totaling Tk. **300,000,000.00** (Taka Thirty Crore only) following the Securities and Exchange Ordinance, 1969, the Bangladesh Securities and Exchange Commission (Public Issue) Rules, 2015, the Depository Act, 1999 and rules made there under.
2. The abridged version of the prospectus, as approved by the Commission, shall be published by the issuer in **4 (Four)** national daily newspapers (two in Bangla and two in English), within **02 (two) working days** of issuance of this consent letter. The issuer shall post the full prospectus, vetted by Commission, in the issuer's website and shall also put on the websites of the Commission, stock exchanges, and the issue manager, within **3 (three) working days** from the date of issuance of this letter and shall remain posted till the closure of the subscription list. The issuer shall submit to the Commission, the stock exchanges and the issue manager a diskette containing the text of the vetted prospectus in "MS -Word" format.
3. The company shall submit **40 (Forty) copies** of the printed prospectus to the Bangladesh Securities and Exchange Commission for official record within **05 (Five) working days** from the date of publication of the abridged version of the prospectus in the newspaper.
4. The issuer company and the issue manager shall ensure transmission of the prospectus and its abridged version for NRBs through email to the Bangladesh Embassies and Missions abroad within **5 (Five) working days** from the date of publication of the abridged version of the prospectus in the newspaper. A compliance report shall be submitted in this respect to the Commission jointly by the issuer and the Issue Manager within **02 (Two) working days** from the date of said transmission of the prospectus.
5. The following declaration shall be made by the company in the prospectus, namely: -

"Declaration about Listing of Shares with the stock exchange (s):

None of the stock exchange(s), if for any reason, grants listing within **75 (Seventy Five) days** from the closure of subscription, any allotment in terms of this prospectus shall be void and the company shall refund the subscription money within **15 (Fifteen) days** from the date of refusal for listing by the stock exchanges, or from the date of expiry of the said **75 (Seventy Five) days**, as the case may be.

In case of non-refund of the subscription money within the aforesaid **15 (Fifteen) days**, the Directors of the company, in addition to the issuer company, shall be collectively and severally

liable for refund of the subscription money, with interest at the rate of **2% (two percent)** above the bank rate, to the subscribers concerned.

The issue manager, in addition to the issuer company, shall ensure due compliance of the above-mentioned conditions and shall submit compliance report thereon to the Commission within **07 (Seven) days** of expiry of the aforesaid **15 (Fifteen) days** time period allowed for refund of the subscription money.”

6. All applicants shall apply for a minimum market lot of **500 shares** worth **Taka 5,000/- (Taka five thousand only)** or its multiples.
7. The IPO Shall stand cancelled in case of under-subscription in any category above 35%. In such an event, the Issue manager shall inform the Commission **within 2 (Two) working days** and release the subscription money **within 10 (Ten) working days** after receiving verification report from CDBL and the information from exchanges regarding subscription.
8. **20% of the securities reserved for other general public shall be reserved for ক্ষতিগ্রস্থ ক্ষুদ্র বিনিয়োগকারী. In case of under-subscription under any of sub-categories of eligible investors category or general public category, the unsubscribed portion shall be added to other sub-category of the same category. In case of over subscription in the general public category, the issuer and the issue manager shall jointly conduct an open lottery. In case of over subscription in the eligible investors category, securities shall be allotted on pro-rata basis. No eligible investor shall apply for more than 2% (two percent) of the total securities reserved for the eligible investors.**
9. **An applicant cannot submit more than two applications, one in his/her own name and the other jointly with another person. In case, an applicant submits more than two applications, all applications will be treated as invalid and will not be considered for allotment purpose. In addition, 15% (fifteen) of the application money will be forfeited by the Commission and the balance amount will be refunded to the applicant.**
10. **The applicants who have applied for more than two applications using same bank account, their application will not be considered for lottery and the Commission will forfeit 15% of their subscription money.**
11. **Making of any false statement in the application or supplying of incorrect information therein or suppressing any relevant information in the application shall make the application liable to rejection and subject to forfeiture of 25% of the application money and/or forfeiture of share (unit) before or after issuance of the same by the issuer. The said forfeited application money or share (unit) will be deposited in account of the Bangladesh Securities and Exchange Commission (BSEC). This is in addition to any other penalties as may be provided for by the law.**
12. The company shall furnish the list of allottees to the Commission and the stock exchange(s) simultaneously in which the shares will be listed, within **24 (Twenty-Four) hours** of allotment.
13. Shares not allotted at the time of according this consent, but allotted after listing, in favor of sponsors, directors or shareholders having 10% or more shares, other than alternative investment funds, through stock dividends, shall be subject to a **lock-in period of 02(two) years** from the date of issuance of the prospectus.
14. **If any share of Sponsors/Directors/Promoters is in paper format, it shall be handed over to securities custodian registered with the Commission and shall remain held till completion of lock-in period and the name of the securities custodian shall be furnished to the Commission**

jointly by the issuer and issue manager, along with a confirmation thereof from the custodian, within one week of listing of the shares with the stock exchange(s). Or they (shares of Sponsors/ Directors/ Promoters) can be demoted and shall remain in lock-in under CDBL system and issuer shall submit a dematerialization confirmation report generated by CDBL and attested by Managing Director of the company along with the lock-in confirmation to the Commission within one week of listing of the shares with the stock exchange(s). In respect of shares other than Sponsors/Directors/Promoters the issuer will ensure their lock-in of those shares and submit a statement to this effect to the Commission.

15. The company shall not declare any dividend/bonus shares before listing of its capital with any Exchange from the date of this consent for raising of capital.
16. The company shall not engage itself into any merger/amalgamation or acquisition activities without taking “No Objection” from the Commission, on the scheme of the said merger/amalgamation or acquisition, as recommended by the Board of Directors, before approval by the shareholders in General Meeting.
17. The company shall submit environment clearance certificate for proposed increased production capacity before utilization of IPO proceeds.

PART-B

Application Process

Step-1 (Applicant)

1. An applicant for public issue of securities shall submit application/buy instruction to the Stockbroker/Merchant Banker where the applicant maintains customer account, within the cut-off date (i.e. the subscription closing date), which shall be the **25th (twenty fifth) working day** from the date of publication of abridged version of prospectus.
2. The application/buy instruction may be submitted in prescribed paper or electronic form, which shall contain the Customer ID, Name, BO Account Number, Number of Securities applied for, Total Amount and Category of the Applicant. At the same time:
 - a. Other than non-resident Bangladeshi (NRB) and Foreign applicants shall make the application money and service charge available in respective customer account maintained with the Stockbroker/Merchant Banker. No margin facility, advance or deferred payment is permissible for this purpose. In case the application is made through a margin account, the application money shall be deposited separately and the Stockbroker/Merchant Banker shall keep the amount segregated from the margin account, which shall be refundable to the applicant, if become unsuccessful.
 - b. Non-resident Bangladeshi (NRB) and Foreign applicants shall submit bank drafts (FDD), issued in favor of the Issuer for an amount equivalent to the application money, with their application to the concerned Stockbroker/Merchant Banker. A Non-resident Bangladeshi (NRB) and Foreign applicant may also submit a single draft against 02(two) applications made by him/her, i.e. one in his/her own name and the other jointly with another person. The draft (FDD) shall be issued by the Bank where the applicant maintains Foreign Currency account debiting the same account **and provide the customer with a certificate mentioning the FC account number which has been debited to issue the FDD. The applicant shall also submit the certificate with their application.** No banker shall issue more than two drafts from any Foreign Currency account for any public issue. At the same time, the applicant shall make the

service charge available in respective customer account maintained with the Stockbroker/Merchant Banker.

- c. **Eligible Investors shall submit application through the electronic subscription system of the exchange(s) and deposit the full amount intended to subscribe by the method as determined by the exchange(s).**

Step-2 (Intermediary)

3. The Stockbroker/Merchant Banker shall maintain a separate bank account only for this purpose namely "Public Issue Application Account". The Stockbroker/Merchant Banker shall:
 - a. post the amount separately in the customer account (other than NRB and Foreign applicants), and upon availability of fund, block the amount equivalent to the application money;
 - b. Accumulate all the application/buy instructions received up to the cut-off date, deposit the amount in the "Public Issue Application Account" maintained with its bank within the **first banking hour of next working day** of the cut-off date;
 - c. Instruct the banker to block the account for an amount equivalent to the aggregate application money and to issue a certificate in this regard.
4. Banker of the Stockbroker/Merchant Banker shall block the account as requested for, issue a certificate confirming the same and handover it to the respective Stockbroker/Merchant Banker.
5. For Non-resident Bangladeshi (NRB) and foreign applicants, the Stockbroker/Merchant Banker shall prepare a list containing the draft information against the respective applicant's particulars.
6. The Stockbroker/Merchant Banker shall prepare category wise lists of the applicants containing Customer ID, Name, BO Account Number and Number of Securities applied for, and **within 03 (three) working days** from the cut-off date, send to the respective Exchange, the lists of applicants in electronic (text format with tilde '~' separator) format, the certificate(s) issued by its banker, the drafts and certificates received from Non-resident Bangladeshi (NRB) and Foreign applicants and a copy of the list containing the draft information.
7. **On the next working day**, the stock exchanges shall provide the Issuer with the information received from the Stockbroker/Merchant Bankers, the drafts submitted by Non-resident Bangladeshi (NRB) and Foreign applicants and the list containing the draft information. Stock Exchanges shall verify and preserve the bankers' certificates in their custody.
8. The application/buy instructions shall be preserved by the Stockbroker/Merchant Bankers **up to 6 months** from listing of the securities with exchange.

Step-3 (Issuer)

9. The Issuer shall prepare consolidated list of the applications and send the applicants' BOIDs in electronic (text) format in a CDROM to CDBL for verification. The Issuer shall post the consolidated list of applicants on its website and websites of the Exchanges. CDBL shall verify the BOIDs as to whether the BO accounts of the applicants are active or not.

10. **On the next working day**, CDBL shall provide the Issuer with an updated database of the applicants containing BO Account Number, Name, Addresses, Parents' Name, Joint Account and Bank Account Information along with the verification report.
11. After receiving verification report and information from CDBL, the Issuer shall scrutinize the applications, prepare category wise consolidated lists of valid and invalid applications and submit report of final status of subscription to the Commission and the stock exchanges **within 10 (ten) working days** from the date of receiving information from the stock exchanges.
12. The Issuer and the issue manager shall conduct category wise lottery with the valid applications **within 03 (three) working days** from the date of reporting to the Commission and the Stock Exchanges, if do not receive any observation from the Commission or the Stock Exchanges.
13. The Issuer and issue manager shall arrange posting the lottery result on their websites **within 06 (six) hours** and on the websites of the Commission and Stock Exchanges **within 12 (twelve) hours** of lottery.
14. **Within 02 (two) working days** of conducting lottery, the Issuer shall:
 - a. Send category wise lists of the successful and unsuccessful applicants in electronic (text format with tilde '~' separator) format to the respective Exchange.
 - b. send category wise lists of unsuccessful applicants who are subject to penal provisions as per conditions of the Consent Letter issued by the Commission in electronic (text format with tilde '~' separator) format to the respective Stock Exchange mentioning the penalty amount against each applicant.
 - c. Issue allotment letters in the names of successful applicants in electronic format with digital signatures and send those to respective Stock Exchange in electronic form.
 - d. Send consolidated allotment data (BOID and number of securities) in electronic text format in a CDROM to CDBL to credit the allotted shares to the respective BO accounts.

Step-4 (Intermediary)

15. **On the next working day**, Stock Exchanges shall distribute the information and allotment letters to the Stockbroker/Merchant Bankers concerned in electronic format and instruct them to:
 - a. remit the amount of successful (other than NRB and Foreign) applicants to the Issuer's respective Escrow account opened for subscription purpose and unblock the amount of unsuccessful applicants;
 - b. send the penalty amount of other than NRB and Foreign applicants who are subject to penal provisions to the Issuer's respective Escrow Accounts along with a list and unblock the balance application money;
16. **On the next working day** of receiving the documents from the Stock Exchanges, the Stockbrokers/Merchant Bankers shall request its banker to:
 - a. release the amount blocked for unsuccessful (other than NRB and Foreign) applicants;
 - b. remit the aggregate amount of successful applicants and the penalty amount of unsuccessful (other than NRB and foreign) applicants who are subject to penal provisions to the respective 'Escrow' account of the Issuer opened for subscription purpose.

17. **On the next working day** of receiving request from the Stockbrokers/Merchant Bankers, their bankers shall unblock the amount blocked in the account(s) and remit the amount as requested for to the Issuer's 'Escrow' account.
18. **Simultaneously**, the Stockbrokers/Merchant Bankers shall release the application money in the customer accounts; inform the successful applicants about allotment of securities and the unsuccessful applicants about releasing their blocked amounts. The unblocked amounts of unsuccessful applicants shall be placed as per their instructions. The Stockbroker/Merchant Banker shall be entitled to recover the withdrawal charges, if any, from the applicant who wants to withdraw the application money, up to an amount of Tk. 5.00 (five) per withdrawal.
19. All drafts submitted by NRB or Foreign applicants shall be deposited in the Issuer's respective 'Escrow' accounts and refund shall be made by the Issuer by refund warrants through concerned stockbroker or merchant banker or transfer to the applicant's bank account **(FC account which has been debited to apply by NRB or foreign applicants)** through banking channel within **10 (ten) working days** from the date of lottery.

Miscellaneous:

20. The Issuer, Issue Manager(s), Stockbrokers and Merchant Bankers shall ensure compliance of the above.
21. The bank drafts (FDD) shall be issued considering TT Clean exchange rate of Sonali Bank Ltd. on the date of publication of abridged version of prospectus.
22. Amount deposited and blocked in the "Public Issue Application Account" shall not be withdrawn or transferred during the blocking period. Amount deposited by the applicants shall not be used by the Stockbrokers/Merchant Bankers for any purpose other than public issue application.
23. The Issuer shall pay the costs related to data transmission, if claimed by the Exchange concerned up to an amount of Tk. 2,00,000.00 (taka two lac) for a public issue.
24. The Stockbroker/Merchant Bankers shall be entitled to a service charge of Tk. 5.00 (taka five) only per application irrespective of the amount or category. The service charge shall be paid by the applicant at the time of submitting application.
25. The Stockbroker/Merchant Banker shall provide the Issuer with a statement of the remittance and drafts sent.
26. The Issuer shall accumulate the penalty amount recovered and send it to the Commission through a bank draft/payment order issued in favor of the Bangladesh Securities and Exchange Commission.
27. The concerned Exchange are authorized to settle any complaints and take necessary actions against any Stockbroker/Merchant Banker in case of violation of any provision of the public issue application process with intimation to the Commission.

PART-C

1. The issue manager shall carefully examine and compare the published prospectus and its abridged version on the date of publication with the copies vetted by the Commission. If any discrepancy is found, both the issuer and the issue manager shall jointly publish a corrigendum immediately in

the same newspapers concerned, simultaneously endorsing copies thereof to the Commission and the stock exchanges concerned. In this regard, the issue manager shall submit a compliance report to the Commission within 5 working days from the date of such publications.

2. The fund collected through Public Offering shall not be utilized prior to listing with Exchange(s) and that utilization of the said fund shall be effected through banking channel, i.e. through account payee cheque, pay order or bank drafts etc.
3. **The company shall furnish status report on utilization of Public Offering proceeds audited by foreign affiliated auditors and authenticated by the board of directors to the Commission and the Exchanges within 15 (Fifteen) days of the closing of each month until such fund is fully utilized, as mentioned in the schedule contained in the prospectus. The issuer shall simultaneously post the status report in its website and Exchanges shall also post the same in company information contained in websites of the Exchanges. In the event of any irregularity or inconsistency, the Commission may employ or engage any person to examine whether the issuer has utilized the proceeds for the purpose disclosed in the prospectus.**
4. **While auditing the utilization of IPO proceeds, the auditors will perform their jobs under the following terms of reference (TOR) and confirm the same in their report/certificate:**
 - a. **Whether IPO proceeds have been utilized for the purposes/heads as specified in the prospectus;**
 - b. **Whether IPO proceeds have been utilized in line with the condition (if any) of the Commission's consent letter;**
 - c. **Whether utilization of IPO proceeds have been completed within the time schedule/implementation schedule as specified in the published prospectus;**
 - d. **Whether utilization of IPO proceeds is accurate and for the purpose of the company as mentioned/specified in the published prospectus; and**
 - e. **The auditors should also confirm that: (i) assets have been procured/imported/constructed maintaining proper/required procedure as well as at reasonable price; and (ii) auditors' report has been made on verification of all necessary documents/papers/vouchers in support of IPO proceeds making reconciliation with Bank Statement.**
5. All transactions, excluding petty cash expenses, shall be effected through the company's bank transfers.
6. **Proceeds of the public offering shall not be transferred to any other bank account before listing with the Exchange(s). The proceeds shall not be used for any purpose other than those specified in the prospectus without any valid ground. Any material deviation in this respect must have prior approval of at least 51% of the public shareholders, other than sponsors and directors, in a general meeting through a board approved agenda and due notification to the shareholders. Before the said general meeting, such deviation as recommended by the board of directors shall be published as price-sensitive information with detailed description and reasons for such deviation. If approved by the shareholders, the meeting resolution shall be submitted to the Commission along with reasonable explanations and the decision shall be published as price-sensitive information.**
7. If any quarter or half-year of the financial year ends after publication of the abridged version of prospectus and before listing of its securities with any exchange, the company shall

disseminate/transmit/submit the said quarterly/half yearly financial statements in accordance with the Commission's Notification SEC/CMRRCD/2008-183/admin/03-34 dated September 27, 2009 and Rules 13 of the Securities and Exchange Rules, 1987.

8. In the event of arising issues concerning Price Sensitive Information as defined under the সিকিউরিটিজ ও এক্সচেঞ্জ কমিশন (সুবিধাভোগী ব্যবসা নিষিদ্ধকরণ) নীতিমালা ১৯৯৫, after publication of the abridged version of prospectus and before listing of its securities with any exchange, the company shall disseminate/transmit/submit the information as price sensitive in accordance with the Commission's Notification No. SEC/SRMI/200-953/1950 dated October 24, 2000.

PART-D

1. As per provision of the Depository Act, 1999 & regulations made there under, shares will only be issued in dematerialized condition. All transfer/transmission/splitting will take place in the Central Depository Bangladesh Ltd. (CDBL) system and any further issuance of shares (Including rights/bonus) will be made in dematerialized form only.
2. The issuer and the issue manager shall ensure due compliance of all the above conditions, the 'Bangladesh Securities and Exchange Commission (Public Issue) Rules, 2015' and the listing regulations of the exchanges.
3. The Commission may impose further conditions/restrictions etc. from time to time as and when considered necessary which shall also be binding upon the issuer company.

SECTION (III): DECLARATION AND DUE DILIGENCE CERTIFICATES**DECLARATION ABOUT THE RESPONSIBILITY OF THE DIRECTOR(S), INCLUDING THE CEO OF “SILCO PHARMACEUTICALS LIMITED (SPL)” IN RESPECT OF THE PROSPECTUS****[Rule 4(1) (d)]**

This prospectus has been prepared, seen and approved by us, and we, individually and collectively, accept full responsibility for the authenticity, accuracy and adequacy of the statements made, information given in the prospectus, documents, financial statements, exhibits, annexes, papers submitted to the Commission in support thereof, and confirm, after making all reasonable inquiries that all conditions concerning this public issue and prospectus have been met and that there are no other information or documents, the omission of which make any information or statements therein misleading for which the Commission may take any civil, criminal or administrative actions against any or all of us as it may deem fit.

We also confirm that full and fair disclosures have been made in this prospectus to enable the investors to make a well informed decision for investment.

Sd/- Mrs. Naim Fatema Chairman	Sd/- Dr. Md. Badrul Haque Rukan Managing Director
Sd/- Dr. Azizur Rahman Director	Sd/- Dr. Shahana Ferdous Chowdhury Director
Sd/- Dr. Gulshan-E-Jahan Director	Sd/- Prof. Dr. Md. Harunur Rashid Director
Sd/- Dr. Mahmudul Majid Chowdhury Director	Sd/- Prof. Dr. Faisal Ahmed Director
Sd/- Prof. Dr. Md. Abul Ahab Independent Director	Sd/- Prof. Dr. Rezaul Karim Independent Director
Sd/- Dr. Iqbal Hossain Chowdhury Independent Director	



**DUE DILIGENCE CERTIFICATE BY ISSUE MANAGER
[Rule 4(1) (d)]**

To

The Bangladesh Securities and Exchange Commission

Sub: Public Issue of 30,000,000 Ordinary Shares of Tk.300,000,000.00 of Silco Pharmaceuticals Ltd.

Dear Sir,

We, the issue manager to the above-mentioned forthcoming Issue, state and confirm as follows:

1. We have examined all the documents submitted with the application for the above mentioned public issue, visited the premises of the issuer and interviewed the Chairperson, Directors and Key management personnel of the issuer in connection with the finalization of the prospectus pertaining to the said issue;
2. On the basis of such examination and the discussions with the Directors, officers and auditors of the issuer, other agencies, independent verification of the statements concerning objects of the issue and the contents of the documents and other materials furnished by the issuer.

WE CONFIRM THAT:

- a. The Prospectus filed with the commission is in conformity with the documents, materials and papers relevant to the Issue;
- b. All the legal requirements relating to the issue as also in the rules, notification, guidelines, instructions, etc. framed/issued by the Commission, other competent authorities in this behalf and the Government have been duly complied with;
- c. The disclosures made in the prospectus are true, fair and adequate to enable the investors to make a well informed decision for investment in the proposed issue and such disclosures are in accordance with the requirements of the Companies Act 1994, the Bangladesh Securities and Exchange Commission (Public Issue) Rules, 2015 and other applicable laws;
- d. Besides ourselves, all the intermediaries named in the prospectus are registered with the Commission and that till date such registrations are valid;
- e. We have satisfied ourselves about the capability of the underwriters to fulfill their underwriting commitments;
- f. The proposed activities of the issuer for which the funds are being raised in the present issue fall within the 'main objects' listed in the object clause of the Memorandum of Association or other charter of the issuer and that the activities which have been carried out till now are valid in terms of the object clause of its Memorandum of Association;
- g. Necessary arrangements have been made to ensure that the moneys to be received pursuant to the issue shall be kept in a separate bank account and shall be used for the purpose disclosed in the use of proceeds section of the prospectus;

- h. All the applicable disclosures mandated in the Bangladesh Securities and Exchange Commission (public Issue) Rules, 2015 have been made in addition to other disclosures which, in our view, are fair and adequate to enable the investors to make a well informed decisions;
- i. We enclose a note explaining how the process of due diligence has been exercised by us in view of the nature of current business background or the issuer, situation at which the proposed business stands, the risk factors, sponsors experiences etc. We also confirm that the due diligence related process, documents and approval memos shall be kept in record by us for the next 5 (five) years after the IPO for any further inspection by the Commission;
- j. We enclose a checklist confirming rule-wise compliance with the applicable provisions of the Bangladesh Securities and Exchange Commission (Public Issue) Rules, 2015 containing details such as the rule number, its text, the status of compliance, page numbers of the prospectus where the rules has been complied with and our comments, if any;
- k. We also declare that we have managed the public issue of following issuers in the last 05 (five) years;

Sl. No.	Name of the Issue	Month/Year	Issue Price (Tk.)	Dividend Payment History	
				Cash	Bonus
1	Hwa Well Textiles (BD) Limited	January 07, 2014	10	2014-15% 2015-15% 2016-15% 2017-15%	Nil
2	VFS Thread Dyeing Limited	May 23, 2018	10	Nil	Nil
3	S. S. Steel Ltd.	July 17, 2018	10	Nil	Nil

For Manager to the Issue

Sd/-

Md. Uzzal Hossain

Managing Director & CEO (Current Charge)

Citizen Securities & Investment Limited

Date: 12.08.2018

DUE DILIGENCE CERTIFICATE BY ISSUE MANAGER
[Rule 4(1) (d)]

To

The Bangladesh Securities and Exchange Commission

Sub: Public Issue of 30,000,000 Ordinary Shares of Tk.300,000,000.00 by Silco Pharmaceuticals Ltd.

Dear Sir,

We, the issue manager to the above-mentioned forthcoming Issue, state and confirm as follows:

1. We have examined all the documents submitted with the application for the above mentioned public issue, visited the premises of the issuer and interviewed the Chairperson, Directors and Key management personnel of the issuer in connection with the finalization of the prospectus pertaining to the said issue;
2. On the basis of such examination and the discussions with the Directors, officers and auditors of the issuer, other agencies, independent verification of the statements concerning objects of the issue and the contents of the documents and other materials furnished by the issuer.

WE CONFIRM THAT:

- a. The Prospectus filed with the commission is in conformity with the documents, materials and papers relevant to the Issue;
- b. All the legal requirements relating to the issue as also in the rules, notification, guidelines, instructions, etc. framed/issued by the Commission, other competent authorities in this behalf and the Government have been duly complied with;
- c. The disclosures made in the prospectus are true, fair and adequate to enable the investors to make a well informed decision for investment in the proposed issue and such disclosures are in accordance with the requirements of the Companies Act 1994, the Bangladesh Securities and Exchange Commission (Public Issue) Rules, 2015 and other applicable laws;
- d. Besides ourselves, all the intermediaries named in the prospectus are registered with the Commission and that till date such registrations are valid;
- e. We have satisfied ourselves about the capability of the underwriters to fulfill their underwriting commitments;
- f. The proposed activities of the issuer for which the funds are being raised in the present issue fall within the 'main objects' listed in the object clause of the Memorandum of Association or other charter of the issuer and that the activities which have been carried out till now are valid in terms of the object clause of its Memorandum of Association;
- g. Necessary arrangements have been made to ensure that the moneys to be received pursuant to the issue shall be kept in a separate bank account and shall be used for the purpose disclosed in the use of proceeds section of the prospectus;

- h. All the applicable disclosures mandated in the Bangladesh Securities and Exchange Commission (public Issue) Rules, 2015 have been made in addition to other disclosures which, in our view, are fair and adequate to enable the investors to make a well informed decisions;
- i. We enclose a note explaining how the process of due diligence has been exercised by us in view of the nature of current business background or the issuer, situation at which the proposed business stands, the risk factors, sponsors experiences etc. We also confirm that the due diligence related process, documents and approval memos shall be kept in record by us for the next 5 (five) years after the IPO for any further inspection by the Commission;
- j. We enclose a checklist confirming rule-wise compliance with the applicable provisions of the Bangladesh Securities and Exchange Commission (Public Issue) Rules, 2015 containing details such as the rule number, its text, the status of compliance, page numbers of the prospectus where the rules has been complied with and our comments, if any;
- k. We also declare that we have managed the public issue of following issuers in the last 05 (five) years;

Serial. No.	Name of the Issue	Month/Year	Issue Price (Tk.)	Dividend Payment History	
				Cash	Bonus
	N/A	N/A	N/A	N/A	N/A

For Manager to the Issue

Sd/-

Ershad Hossain

Managing Director & CEO

City Bank Capital Resources Limited

Place: Dhaka

Date: 22.12.2017

DUE DILIGENCE CERTIFICATE BY ISSUE MANAGER
[Rule 4(1) (d)]

To

The Bangladesh Securities and Exchange Commission

Sub: Public Issue of 30,000,000 Ordinary Shares of Tk.300,000,000.00 by Silco Pharmaceuticals Ltd.

Dear Sir,

We, the issue manager to the above-mentioned forthcoming Issue, state and confirm as follows:

3. We have examined all the documents submitted with the application for the above mentioned public issue, visited the premises of the issuer and interviewed the Chairperson, Directors and Key management personnel of the issuer in connection with the finalization of the prospectus pertaining to the said issue;
4. On the basis of such examination and the discussions with the Directors, officers and auditors of the issuer, other agencies, independent verification of the statements concerning objects of the issue and the contents of the documents and other materials furnished by the issuer.

WE CONFIRM THAT:

- i. The Prospectus filed with the commission is in conformity with the documents, materials and papers relevant to the Issue;
- m. All the legal requirements relating to the issue as also in the rules, notification, guidelines, instructions, etc. framed/issued by the Commission, other competent authorities in this behalf and the Government have been duly complied with;
- n. The disclosures made in the prospectus are true, fair and adequate to enable the investors to make a well informed decision for investment in the proposed issue and such disclosures are in accordance with the requirements of the Companies Act 1994, the Bangladesh Securities and Exchange Commission (Public Issue) Rules,2015 and other applicable laws;
- o. Besides ourselves, all the intermediaries named in the prospectus are registered with the Commission and that till date such registrations are valid;
- p. We have satisfied ourselves about the capability of the underwriters to fulfill their underwriting commitments;
- q. The proposed activities of the issuer for which the funds are being raised in the present issue fall within the 'main objects' listed in the object clause of the Memorandum of Association or other charter of the issuer and that the activities which have been carried out till now are valid in terms of the object clause of its Memorandum of Association;
- r. Necessary arrangements have been made to ensure that the moneys to be received pursuant to the issue shall be kept in a separate bank account and shall be used for the purpose disclosed in the use of proceeds section of the prospectus;

- s. All the applicable disclosures mandated in the Bangladesh Securities and Exchange Commission (public Issue) Rules, 2015 have been made in addition to other disclosures which, in our view, are fair and adequate to enable the investors to make a well informed decisions;
- t. We enclose a note explaining how the process of due diligence has been exercised by us in view of the nature of current business background or the issuer, situation at which the proposed business stands, the risk factors, sponsors experiences etc. We also confirm that the due diligence related process, documents and approval memos shall be kept in record by us for the next 5 (five) years after the IPO for any further inspection by the Commission;
- u. We enclose a checklist confirming rule-wise compliance with the applicable provisions of the Bangladesh Securities and Exchange Commission (Public Issue) Rules, 2015 containing details such as the rule number, its text, the status of compliance, page numbers of the prospectus where the rules has been complied with and our comments, if any;
- v. We also declare that we have managed the public issue of following issuers in the last 05 (five) years;

Sl. No.	Name of the Issue	Month/Year	Issue Price (Tk.)	Dividend Payment History	
				Cash	Bonus
1	Nurani Dyeing & Sweater Ltd.	March 02, 2017	10	Nil	2017-10%
2	Indo-Bangla Pharmaceuticals Ltd.	February 19, 2018	10	N/A	N/A

For Manager to the Issue

Sd/-
Tahid Ahmed Chowdhury, FCCA
Managing Director
 EBL Investments Limited

Place: Dhaka
Date: 13.08.2018

DUE DILIGENCE CERTIFICATE BY THE UNDERWRITER(S)
[Rule 4 (1) (d)]

To

The Bangladesh Securities and Exchange Commission

Sub: Public Offer of 30,000,000 Ordinary Shares of Tk.300,000,000.00 of Silco Pharmaceuticals Ltd.

Dear Sir,

We, the under-noted Underwriter(s) to the above-mentioned forthcoming issue, state individually and collectively as follows:

1. We, while underwriting the above mentioned issue on a firm commitment basis, have examined the draft prospectus, other documents and materials as relevant to our underwriting decision; and
2. On the basis of such examination and the discussions with the issuer company, its directors and officers, and other agencies, independent verification of the statements concerning objects of the issue and the contents of the documents and other materials furnished by the issuer company.

WE CONFIRM THAT:

- a. We are registered with the Bangladesh Securities and Exchange Commission as a merchant banker and eligible to carry out the underwriting activities. Our present paid-up capital stands at Tk. 300,000,000/- (Taka Thirty Crore Only) and we have the capacity to underwrite a total amount of Tk. 1,500,000,000/- (Taka One Hundred & Fifty Crore only) as per relevant legal requirements. We have committed to underwrite for up to Tk. 26,250,000.00/- (Two Crore Sixty Two Lac Fifty Thousand) only for the upcoming issue.
- b. At present, the following underwriting obligations are pending for us:

Sl. No.	Name of The Company	Amount Underwritten (in Tk.)
1	STS Holdings Ltd.	20,000,000.00
2	AB Bank Ltd.	90,000,000.00
3	INDEX Agro Industries Ltd.	70,000,000.00
4	Indo Bangla Pharmaceuticals	17,500,000.00
5	Genex Infosys Limited	30,000,000.00
6	Esquire Knit Composite Ltd.	20,000,000.00
7	Shamsul Alamin Real Estate Limited	150,000,000.00
8	Enegyptac Power Generation Ltd.	25,000,000.00
9	Ratanpur Steel Re-rolling Mills Ltd.	450,187,840.00
10	Western Marine Shipyard Ltd.	100,000,000.00
11	IPDC Finance Limited	40,300,000.00
12	Delta Hospital Limited	8,000,000.00
	Total	1,020,987,840.00



- c. All information as are relevant to our underwriting decision have been received by us and the draft prospectus forwarded to the Commission has been approved by us;
- d. We shall subscribe and take up the un-subscribed securities against the above-mentioned public issue within 15 (fifteen) days of calling up thereof by the issuer; and
- e. This underwriting commitment is unequivocal and irrevocable.

For the Underwriter:

Sd/-

Tahid Ahmed Chowdhury, FCCA

Managing Director

EBL Investments Ltd.

Place: Dhaka

Date: 13.08.2018

**Annexure-C****DUE DILIGENCE CERTIFICATE BY THE UNDERWRITER(S)****[Rule 4 (1) (d)]****To****The Bangladesh Securities and Exchange Commission****Sub: Public Offer of 30,000,000 Ordinary Shares of Tk. 300,000,000.00 of Silco Pharmaceuticals Ltd.**

Dear Sir,

We, the under-noted Underwriter(s) to the above-mentioned forthcoming issue, state individually and collectively as follows:

1. We, while underwriting the above mentioned issue on a firm commitment basis, have examined the draft prospectus, other documents and materials as relevant to our underwriting decision; and
2. On the basis of such examination and the discussions with the issuer company, its directors and officers, and other agencies, independent verification of the statements concerning objects of the issue and the contents of the documents and other materials furnished by the issuer company.

WE CONFIRM THAT:

- a. We are registered with the Bangladesh Securities and Exchange Commission as a merchant banker and eligible to carry out the underwriting activities. Our present paid-up capital stands at Tk. 280,900,000.00 (Taka twenty eight crore nine lac) and we have the capacity to underwrite a total amount of Tk. 1,404,500,000.00 (Taka one hundred forty crore forty five lac) as per relevant legal requirements. We have committed to underwrite for up to Tk. 26,250,000/- (Two Crore Sixty Two Lac Fifty Thousand) only for the upcoming issue.
- b. At present, the following underwriting obligations are pending for us:

Sl No.	Name of the issue	Amount underwritten (in Tk.)
i)	Summit Shipping Limited	52,500,000.00
ii)	SBS Cables Limited	13,600,000.00
iii)	Madina Cement Ind. Ltd.	78,375,000.00
iv)	Bashundhara Paper Mills Ltd.	50,000,000.00
v)	AB Bank Limited	100,000,000.00
vi)	Silva Pharmaceuticals Ltd	20,000,000.00
vii)	Silco Pharmaceuticals Limited	26,250,000.00
Total		340,725,000.00

- c. All information as are relevant to our underwriting decision have been received by us and the



draft prospectus forwarded to the Commission has been approved by us;

- d. We shall subscribe and take up the un-subscribed securities against the above-mentioned public issue within 15 (fifteen) days of calling up thereof by the issuer; and
- e. This underwriting commitment is unequivocal and irrevocable.

For the Underwriter:

Sd/-

Khairul Bashar Abu Taher Mohammad

Chief Executive Officer & EVP

MTB Capital Limited

Date: October 04, 2017



DUE DILIGENCE CERTIFICATE BY THE UNDERWRITER(S)
[Rule 4 (1) (d)]

To

The Bangladesh Securities and Exchange Commission

Sub: Public Offer of 30,000,000 Ordinary Shares of Tk. 300,000,000.00 of Silco Pharmaceuticals Ltd.

Dear Sir,

We, the under-noted Underwriter(s) to the above-mentioned forthcoming issue, state individually and collectively as follows:

1. We, while underwriting the above mentioned issue on a firm commitment basis, have examined the draft prospectus, other documents and materials as relevant to our underwriting decision; and
2. On the basis of such examination and the discussions with the issuer company, its directors and officers, and other agencies, independent verification of the statements concerning objects of the issue and the contents of the documents and other materials furnished by the issuer company.

WE CONFIRM THAT:

- a. We are registered with the Bangladesh Securities and Exchange Commission as a merchant banker and eligible to carry out the underwriting activities. Our present paid-up capital stands at Tk. 250,000,000/- (Taka Twenty Five Crore only) and we have the capacity to underwrite a total amount of Tk. 1,250,000,000/- (Taka One Hundred Twenty Five Crore only) as per relevant legal requirements. We have committed to underwrite for up to Tk. 26,250,000/- (Two Crore Sixty Two lac and fifty thousand) only for the upcoming issue.
- b. At present, the following underwriting obligations are pending for us:

Sl. No.	Name of the Company	Amount Underwritten (in Tk.)
1	Bashundhara Paper Mills Limited	50,000,000.00
2	AB Bank Limited	100,000,000.00
3	Silco Pharmaceuticals Limited	26,250,000.00
Total		176,250,000.00

- c. All information as are relevant to our underwriting decision have been received by us and the draft prospectus forwarded to the Commission has been approved by us;
- d. We shall subscribe and take up the un-subscribed securities against the above-mentioned public issue within 15 (fifteen) days of calling up thereof by the issuer; and
- e. This underwriting commitment is unequivocal and irrevocable.

For the Underwriter:

Sd/-

Md. Shahidul Alam

Chief Executive Officer

FAS Capital Management Limited

Date: October 03, 2017



DUE DILIGENCE CERTIFICATE BY THE UNDERWRITER(S)
[Rule 4 (1) (d)]

To

The Bangladesh Securities and Exchange Commission

Sub: Public Offer of 30,000,000 Ordinary Shares of Tk.300,000,000.00 of Silco Pharmaceuticals Ltd.

Dear Sir,

We, the under-noted Underwriter(s) to the above-mentioned forthcoming issue, state individually and collectively as follows:

1. We, while underwriting the above mentioned issue on a firm commitment basis, have examined the draft prospectus, other documents and materials as relevant to our underwriting decision; and
2. On the basis of such examination and the discussions with the issuer company, its directors and officers, and other agencies, independent verification of the statements concerning objects of the issue and the contents of the documents and other materials furnished by the issuer company.

WE CONFIRM THAT:

- a. We are registered with the Bangladesh Securities and Exchange Commission as a merchant banker and eligible to carry out the underwriting activities. Our present paid-up capital stands at Tk. 250,275,000/- (Taka twenty five crore two lac and seventy five thousand only) and we have the capacity to underwrite a total amount of Tk. 1,251,375,000 (Taka one hundred twenty five crore thirteen lac seventy five thousand) only as per relevant legal requirements. We have committed to underwrite for up to Tk. 26,250,000/- (Two Crore Sixty Two lac and fifty thousand) only for the upcoming issue.
- b. At present, the following underwriting obligations are pending for us:

Sl. No.	Name of the Company	Amount Underwritten (in Tk.)
1	STS Holdings Limited	30,000,000.00
2	AB Bank Limited	90,000,000.00
3	Kattali Textile Limited	14,000,000.00
4	Silco Pharmaceuticals Limited	26,250,000.00
5	Lubrref Bangladesh Ltd.	30,000,000.00
6	Western Marine Shipyard Ltd.	350,000,000.00
Total		540,250,000.00



- c. All information as are relevant to our underwriting decision have been received by us and the draft prospectus forwarded to the Commission has been approved by us;
- d. We shall subscribe and take up the un-subscribed securities against the above-mentioned public issue within 15 (fifteen) days of calling up thereof by the issuer; and
- e. This underwriting commitment is unequivocal and irrevocable.

For the Underwriter:

Sd/-

Md. Uzzal Hossain

Managing Director & CEO (Current Charge)


Citizen Securities and Investment Limited

Date: 12.08.2018

SECTION (IV): ABOUT THE ISSUER

- a) Name of the issuer, dates of incorporation and commencement of its commercial operations, its logo, addresses of its registered office, other offices and plants, telephone number, fax number, contact person, website address and e-mail address:

Particulars of the Company

Particulars	Description
Name of the issuer	: Silco Pharmaceuticals Limited
Dates of incorporation	: January 25,1995
Commencement of its commercial operations	: According to the certificate of Commencement the date of commercial operation is 25 January, 1995, but the Company received the drug manufacturing license on 29 October, 2003 and the commercial operation has started on 30 October, 2003
Logo	: 
Registered and Corporate office	: 41, Nurani, Bankalapara, Subid Bazar, Sylhet – 3100, Bangladesh.
Factory office	: BSCIC Industrial Estate, Khadimnagar, Sylhet - 3103, Bangladesh
Telephone number	: +88-0821-722241, 0821-2833054
Fax number	: None
Contact person	: Mr. Tingku Ranjan Sarker, Company Secretary
Website address	: www.silcopharma.com
E-mail address	: info@silcopharma.com

- b) The names of the sponsors and directors of the issuer

Names of the Sponsors and Directors

Sl.	Name of the Sponsors	Current Status
1	Mrs. Naim Fatema	Chairman
2	Dr. Md. Badrul Haque Rukan	Managing Director
3	Dr. Md. Azizur Rahman	Director
4	Prof. Dr. Md. Harunur Rashid	Director
5	Dr. Mahmudul Majid Chowdhury	Director
6	Dr. Mohammed Afzal	Sponsor Shareholder
7	Dr.Md. Abdus Sabur	Sponsor Shareholder
8	Dr. A.Z.M Monzurul Haque Chowdhury	Sponsor Shareholder
9	Dr. Md. Zakaria	Sponsor Shareholder
10	Dr. S.M. Abul Lais	Currently none of them are holds any shares of Silco Pharmaceuticals Limited
11	Mrs. Nargis akhter	
12	Dr. A.T.M.A. Jalil	

Names of the Directors

Sl.	Name	Positions
1	Mrs. Naim Fatema	Chairman
2	Dr. Md. Badrul Haque Rukan	Managing Director
3	Dr. Md. Azizur Rahman	Director
4	Dr. Shahana Ferdous Chowdhury	Director
5	Dr. Gulshan-E-Jahan	Director
6	Prof. Dr. Md. Harunur Rashid	Director
7	Dr. Mahmudul Majid Chowdhury	Director
8	Prof. Dr. Faisal Ahmed	Director
9	Prof. Dr. Md. Abul Ahab	Independent Director
10	Prof. Dr. Md. Rezaul Karim	Independent Director
11	Dr. Iqbal Hossain Chowdhury	Independent Director

- c) The name, logo and address of the auditors along with their telephone numbers, fax numbers, contact persons, website and e-mail addresses

Particulars of Auditor and Registrar to the Issue



Auditor

Particulars	Description
Name	: Ahmad & Akhtar
Logo	: 
Address	: BCIC Bhaban (3 rd Floor), 30-31, Dilkusha C/A, Dhaka-1000
Telephone number	: +88 02-9561289
Fax numbers	: +88 02-9564366
Contact person	: Mohammad Naser
E-mail address	: aacano120@gmail.com
Website address	: www.aacabd.org


Registrar to the Issue is not applicable for SPL.

- d) The name(s) of the stock exchanges where the specified securities are proposed to be listed

Name of the Stock Exchanges where the Securities to be listed:

Stock Exchanges		DHAKA STOCK EXCHANGE LIMITED 9/F Motijheel C/A, Dhaka-1000	Tel: +88 029564601, 9576210-18 Fax: +88 02 9564727, +88-02-9569755
		CHITTAGONG STOCK EXCHANGE LTD. CSE Building, 1080, Sheikh Mujib Road Chittagong-4100	Tel: +8802-9513911-15 Fax: +8802-9513906

SECTION (V): CORPORATE DIRECTORY OF THE ISSUER

Company Name	:	Silco Pharmaceuticals Limited
Logo	:	
Corporate Office	:	41, Nurani, Bankalpara, Subid Bazar, Sylhet-3100, Bangladesh
Factory Office	:	BSCIC Industrial Estate, Khadimnagar, Sylhet-3103, Bangladesh
Incorporation & Reg. No.	:	January 25,1995, Registration No:C-27781(1627)/95
Commercial Production	:	According to the certificate of Commencement the date of commercial operation is 25 January, 1995, but the Company received the drug manufacturing license on 29 October, 2003 and the commercial operation has started on 30 October, 2003
Authorized Capital	:	1,050,000,000.00
Paid Up Capital	:	643,700,000.00
Auditor	:	Ahmad & Akhtar Chartered Accountants BCIC Bhaban (3rd Floor), 30-31, Dilkusha C/A, Dhaka-1000 E-mail: aacano120@gmail.com <i>A Correspondent Member Firm of Russell Bedford International, UK</i>
Managers to the Issue	:	EBL Investments Limited City Bank Capital Resources Limited Citizen Securities and Investment Limited
Lead Banker for IPO	:	Eastern Bank Limited
Legal Advisor	:	None
Compliance Officer	:	Mr. Tingku Ranjan Sarker, Company Secretary

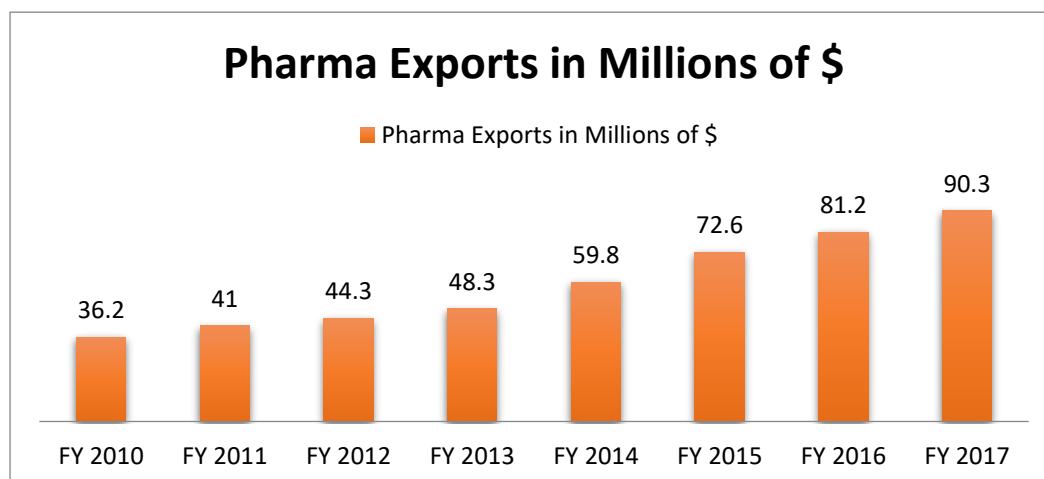
*All investors are hereby informed that **Mr. Tingku Ranjan Sarker, Company Secretary**, would be designated as Compliance Officer who will monitor the compliance of the acts, rules, regulations, notification, guidelines, conditions, orders/directions etc. issued by the Commission and/or Stock Exchange(s) applicable to the conduct of the business activities of the Company so as to promote the interest of the investors in the security issued by the Company, and for redressing investors' grievances.

SECTION (VI): DESCRIPTION OF THE ISSUER

a. Summary

i. The summary of the industry:

The pharmaceutical industry in Bangladesh is one of the most developed technology sectors within Bangladesh. Manufacturers produce insulin, hormones, and cancer drugs. Presently, the pharma industry of Bangladesh meets 98 percent of the local demand and exports to more than 150 countries. Bangladesh's pharmaceutical sector can grow at 15 percent for the next five years riding on the expanded domestic market as well as new export frontiers, according to a new research.



Source: EPB

Since the beginning of the decade, the pharmaceutical industry in Bangladesh has experienced double-digit growth driven by large consumer base, improved health consciousness and a supportive regulatory framework. Two effective policies have accelerated the growth of the sector. One was the Drug Control Ordinance 1982, which banned foreign companies from selling imported pharmaceutical products in the country. The other was the relaxation of the World Trade Organisation's agreement on Trade-Related Aspects of Intellectual Property Rights (TRIPS), which permitted Bangladesh to reverse engineer patented generic drugs. The relaxation of TRIPS for least-developed countries has been extended to 2033. Now, Bangladesh proudly stands alone as the only LDC that has a well-developed pharma sector.

(Data Source: <http://www.bapi-bd.com/bangladesh-pharma-industry/overview#>)

Business environment of the issuer:

Silco Pharmaceuticals Limited has a deeprooted history in its production operation & marketing. It was established in January 1995, since then the company produced several medicinal products, created a favorable market through its successful marketing that ultimately helped in creating & maintaining good reputation & long-term relations with the doctors and chemists all over the country.

SPL had started with a well-equipped, most modern & sophisticated machineries for manufacturing lifesaving drugs. It also established separate zone for administrative block & warehouse. The quality control laboratory is equipped with a good number of sophisticated analytical equipment. Modern methods & automated technology are used in the manufacture of products. Good manufacturing practices (GMP) are followed as a regulatory standard in most areas, particularly in the areas of production, quality control, packaging & warehousing.

Currently the company manufactures a total 88 medicines that prevent treat and cure diseases across a significant range of therapeutic areas and waiting in the pipe line of promising new products in various areas.

The sale of SILCO products has tremendously increased in recent times. SPL has a central distribution center (depot) to regulate the distribution in the country.

ii. Summary of consolidated financial, operating and other information

Silco Pharmaceuticals Limited has no subsidiary, associate or holding company. So consolidation is not applicable for the company.

b. General Information:

i. Name and address, telephone and fax numbers of the registered office, corporate head office, other offices, factory, business premises and outlets of the issuer;

Registered Office	
Name	Silco Pharmaceuticals Limited
Address	41, Nurani, Bankalapara, Subid Bazar, Sylhet-3100, Bangladesh
Telephone	+88-0821-722241,0821-2833054
Fax	None
Corporate Office	
Address	41, Nurani, Bankalapara, Subid Bazar, Sylhet-3100, Bangladesh
Telephone	+88-0821-722241,0821-2833054
Fax	None
Factory	
Address	BSCIC Industrial Estate, Khadimnagor, Sylhet-3103, Bangladesh
Telephone	+88-0821-2870448
Fax	None

Outlets of the issuer: The Company has no outlets.

ii. The board of directors of the issuer;

Sl. No.	Board of Directors	Designation
1	Mrs. Naim Fatema	Chairman
2	Dr. Md. Badrul Haque Rukan	Managing Director
3	Dr. Md. Azizur Rahman	Director
4	Dr. Shahana Ferdous Chowdhury	Director
5	Dr. Gulshan-E-Jahan	Director
6	Prof. Dr. Md. Harunur Rashid	Director
7	Dr. Mahmudul Majid Chowdhury	Director
8	Prof. Dr. Faisal Ahmed	Director
9	Prof. Dr. Md. Abul Ahabab	Independent Director
10	Prof. Dr. Rezaul Karim	Independent Director
11	Dr. Iqbal Hossain Chowdhury	Independent Director

iii. Names, addresses, telephone numbers, fax numbers and e-mail addresses of the chairman, managing director, whole time directors, etc. of the issuer;

Sl.	Name	Designation	Address	Telephone No & Fax	E-mail
1.	Mrs. Naim Fatema	Chairman	36, Housing Estate Amberkhana, Sylhet	Phone: +88 0821-722241, 0821-2833054 Fax: Nil	Silco.sylhet@yahoo.com
2.	Dr. Md. Badrul Haque Rukan	Managing Director	58, Renesa, Road-05, Block-A, Surma R/A, Sylhet	Phone: +88 0821-722241, 0821-2833054 Fax: Nil	Silco.sylhet@yahoo.com
3.	Dr. Md. Azizur Rahman	Director	92, Housing Estate, Amborkhana, Sylhet	Phone: +88 0821-722241, 0821-2833054 Fax: Nil	Silco.sylhet@yahoo.com
4.	Dr. Shahana Ferdous Chowdhury	Director	36, Housing Estate, Amborkhana, Sylhet	Phone: +88 0821-722241, 0821-2833054 Fax: Nil	Silco.sylhet@yahoo.com
5	Dr. Gulshan-E-Jahan	Director	Renessa-50, Block-B, Road No.-4, Surma R/A. Akhalia, Sylhet	Phone: +88 0821-722241, 0821-2833054 Fax: Nil	Silco.sylhet@yahoo.com
6	Prof. Dr. Md. Harunur Rashid	Director	Sebok 1, Mukhter Kha Kir Mani, Sylhet-3100	Phone: +88 0821-722241, 0821-2833054 Fax: Nil	Silco.sylhet@yahoo.com
7	Dr. Mahmudul Majid Chowdhury	Director	36 Jalalabad Aha/A, Post- Sylhet-3100	Phone: +88 0821-722241, 0821-2833054 Fax: Nil	Silco.sylhet@yahoo.com
8	Prof. Dr. Faisal Ahmed	Director	31/A Waves, East Dorgah Gate, Sylhet	Phone: +88 0821-722241, 0821-2833054 Fax: Nil	Silco.sylhet@yahoo.com
9	Prof. Dr. Md. Abul Ahabab	Independent Director	House # 103, Road # 03, Block-E, Shahjalal Upashahar, Sylhet	Phone: +88 0821-722241, 0821-2833054 Fax: Nil	Silco.sylhet@yahoo.com
10	Prof. Dr. Rezaul Karim	Independent Director	House #230/1, Road # 01 Block-H , Upashahar, Sylhet	Phone: +88 0821-722241, 0821-2833054 Fax: Nil	Silco.sylhet@yahoo.com
11	Dr. Iqbal Hossain Chowdhury	Independent Director	91, Azadi, mirboxTula, Post: Sylhet	Phone: +88 0821-722241, 0821-2833054 Fax: Nil	Silco.sylhet@yahoo.com

iv. Names, addresses, telephone numbers, fax numbers and e-mail addresses of the CFO, company secretary, legal advisor, auditors and compliance officer;

Names	Designation	Address	Phone, Fax and Email
Mr. Monjur Alam	CFO	41, Nurani, Bankalapara, Subid Bazar, Sylhet-3100,	+88-0821-722241 Email: cfo.silcopharma@gmail.com
Mr. Tingku Ranjan	Company Secretary & Compliance Officer	41, Nurani, Bankalapara, Subid Bazar, Sylhet-3100	+88-0821-722241 Email: trt.tinku@gmail.com
Ahamad & Akthar Chartered Accountants	Auditors	BCIC Bhaban (3rd Floor), 30-31, Dilkusha C/A, Dhaka-1100.	+88 02 9561289 +88 02 9564366 aacano120@gmail.com

The Company has no Legal Advisor.

v. Names, addresses, telephone numbers, fax numbers, contact person, website addresses and e-mail addresses of the issue manager(s);

Name	Address	Phone and Fax Number	Contact Person	Website and Emails
EBL Investments Limited	59, Motijheel C/A (1st Floor), Dhaka-1000	Phone: +88 02 7118975,7119039-Ext-201, 7118975 Fax: +880-2-7120251	Tahid Ahmed Chowdhury, FCCA Managing Director	Email: info@eblinvestments.com Web: www.eblinvestments.com
City Bank Capital Resources Limited	City Centre (Level-14), Unit ID:13D, 90/1 Motijheel C/A, Dhaka-1000	Phone: +88 02 55110945, 55110946 Fax: +88 02 55110947	Ershad Hossain Managing Director & CEO	Web: www.cbcr.com Email: info@cbcr.com
Citizen Securities & Investment Limited	House-408, Road-29, 1 st Floor, Mohakhali DOHS, Dhaka-1206	Phone: +88 02 9847988 Fax: Nil	Md. Uzzal Hossain Managing Director & CEO (Current Charge)	Web: www.citizensecurities.com Email: info@citizensecurities.com

vi. Details of Credit Rating;

Since the issue is at par value, therefore credit rating report is not a requirement in accordance with rule no. 03 of 'The Credit Rating Companies Rules, 1996'.

vii. Details of underwriting:

a) The names, addresses, telephone numbers, fax numbers, contact persons and e-mail addresses of the underwriters and the amount underwritten by them;

Names & Address	Contact Person	Telephone & Fax Number and E-mail address	Amount Underwritten
EBL Investments Ltd 59, Motijheel C/A (1 st Floor), Dhaka-1000, Bangladesh	Tahid Ahmed Chowdhury, FCCA Managing Director	Phone: +880-2-7118975,7119039-Ext-201 Fax:+880-2-7120251 Email: info@eblinvestments.com	26,250,000
MTB Capital Limited MTB Tower (level-3) 111 Kazi Nazrul Islam Avenue, Bangla Motor, Dhaka-1000	Khairul basher Abu Taher Mohammed, Chief Executive Officer	Phone: :+88-02-9339586,9337961 Fax:+88-02-8321760 Email:info.mtbcap@mutualtrustbank.com	26,250,000
FAS Capital Management Ltd. Suvastu Imam Square (4 th Floor) 65 Gulshan, Dhaka-1212	Shadhan Chandra Das, FCA Chief Executive Officer	Phone:+02-8834252 Fax:+88-02-9860258 E-mail: fas.capital.itd@gmail.com	26,250,000
Citizen Securities & Investment Limited House-408, Road-29, 1 st Floor, Mohakhali DOHS, Dhaka-1206	Md. Uzzal Hossain Managing Director & CEO (Current Charge)	Phone: +88 02 9847988 Fax: Nil Email: info@citizensecurities.com	26,250,000

b) Declaration by the underwriters that they have sufficient resources as per the regulatory requirements to discharge their respective obligations;

Declaration by the EBL Investments Limited

We are one of the underwriters of the Initial Public Offering (IPO) of Silco Pharmaceuticals Limited. We will underwrite BDT 26,250,000.00 for the upcoming issue on a firm commitment basis. In this connection, we hereby declare that:

We have sufficient resources as per the regulatory requirements to discharge our respective obligations.

For the Underwriter:

Sd/-

Tahid Ahmed Chowdhury, FCCA

Managing Director

EBL Investments Limited

Date: 13.08.2018

Place: Dhaka

Declaration by the MTB Capital Limited

We are one of the underwriters of the Initial Public Offering (IPO) of Silco Pharmaceuticals Limited. We will underwrite BDT 26,250,000.00 for the upcoming issue on a firm commitment basis. In this connection, we hereby declare that:

We have sufficient resources as per the regulatory requirements to discharge our respective obligations.

For the Underwriter:

Sd/-

Khairul basher Abu Taher Mohammed

Chief Executive Officer

MTB Capital Limited

Date: 04.10.2017

Place: Dhaka

Declaration by the FAS Capital Management Limited

We are one of the underwriters of the Initial Public Offering (IPO) of Silco Pharmaceuticals Limited. We will underwrite BDT 26,250,000.00 for the upcoming issue on a firm commitment basis. In this connection, we hereby declare that:

We have sufficient resources as per the regulatory requirements to discharge our respective obligations.

For the Underwriter:

Sd/-

Shadhan Chandra Das, FCA

Chief Executive Officer

FAS Capital Management Ltd.

Date: 03.10.2017

Place: Dhaka

Declaration by the Citizen Securities & Investment Limited

We are one of the underwriters of the Initial Public Offering (IPO) of Silco Pharmaceuticals Limited. We will underwrite BDT 26,250,000.00 for the upcoming issue on a firm commitment basis. In this connection, we hereby declare that:

We have sufficient resources as per the regulatory requirements to discharge our respective obligations.

For the Underwriter:

Sd/-

Md. Uzzal Hossain

Managing Director & CEO (Current Charge)

Citizen Securities & Investment Ltd.

Date: 13.08.2018

Place: Dhaka

c) Major terms and conditions of the underwriting agreements:

1. The IPO shall stand cancelled if at least 65% in any category of the IPO is not subscribed.
2. In case of under subscription in any category by up to 35% of the IPO the under-subscribed securities shall be taken up by the Underwriters.
3. Notwithstanding anything contained in the agreement in case of inconsistency between the provision of the agreement and the Bangladesh Securities and Exchange Commission (Public Issue) Rules, 2015, the public issue rules shall prevail.
4. Prior to publication of the prospectus, the Company shall have obtained consent from the Bangladesh Securities and Exchange Commission permitting the issue as described in Article 2.01 and providing for payment of underwriting commission 0.50% (zero-point five zero percent) on the amount underwritten.
5. If and to the extent that the shares offered to the public by a Prospectus authorized hereunder shall not have been subscribed and paid for in cash in full by the Closing Date, the Company shall within 10 (ten) days of the closure of subscription call upon the underwriters in writing with a copy of the said writing to the Bangladesh Securities and Exchange Commission, to subscribe the shares not so subscribed by the closing date and to pay for in cash in full, inclusive of any premium if applicable, for such unsubscribed shares within 15 (fifteen) days after being called upon to do so. The amount so received shall be credited to the share subscription account of the Company within the said period. If payment is made by Cheque/Bank Draft by the Underwriter, it will be deemed that the Underwriter has not fulfilled his obligation towards his underwriting commitment under this Agreement, until such time as the Cheque/Bank Draft has been encashed and the Company's share subscription account credited.
In any case within 7 (seven) days after the expiry of the aforesaid 15 (fifteen) days, the Company shall send proof of subscription and payment by the Underwriters to the Commission.
In the case of failure by the underwriter to pay for the shares within the stipulated time, the Company/Issuer will be under no obligation to pay any underwriting commission under this Agreement.

c. Capital Structure:

- i. Authorized, issued, subscribed and paid up capital (number and class of securities, allotment dates, nominal price, issue price and form of consideration);

Particulars	No. of Shares	Nominal price	Issue price	Amount (BDT)
Before IPO				
Authorized Capital	105,000,000	10	10	1,050,000,000
Issued, Subscribed and Paid up capital	64,370,000	10	10	643,700,000
Total paid up Capital before IPO [A]	64,370,000	10	10	643,700,000
After IPO				
Capital to be issued through IPO[B]	30,000,000	10	10	300,000,000
Total Paidup Capital after IPO [A+B]	94,370,000	10	10	943,700,000

The company has raised its paid-up capital in following phases:

Particulars	No. of shares issued		Amount of share capital (Taka)
	Consideration in cash	Consideration other than cash	
January 25, 1995 (At the time of Incorporation)	1,200,000	-	1,200,000
November 20, 2012 (Second Allotment)	42,500,000	-	42,500,000
March 18, 2015 (Third Allotment)	600,000,000	-	600,000,000
Total	643,700,000	-	643,700,000

- ii. Size of the present issue, with break-up (number of securities, description, nominal value and issue amount);

No of Share to be Issued	Description	Nominal Value (BDT)	Issue Amount (BDT)
30,000,000 Ordinary Share	Offer price BDT 10/- Each at Par, total size of fund to be raised BDT. 300,000,000/-	10.00	300,000,000.00

- iii. Paid up capital before and after the present issue, after conversion of convertible instruments (if any) and share premium account (before and after the issue);

Particulars	Amount in BDT
Paid up capital before the present issue	643,700,000
Paid up capital after the present issue	943,700,000
Paid up capital after conversion of convertible instruments (if any)	N/A
Share premium account before the present issue	N/A
Share premium account after the present issue	N/A

iv. Category wise shareholding structure with percentage before and after the present issue and after conversion of convertible instruments (if any);

Sl. No.	Category of Shareholders	No. of Ordinary Shares Hold		Percentage of Holding		After Conversion		
		Pre IPO	Post IPO	Pre IPO	Post IPO	Pre IPO	Post IPO	
1	Directors & Sponsors	37,316,700	37,316,700	57.97%	39.54%	N/A	N/A	
2	Other than Directors & Sponsors	27,053,300	27,053,300	42.03%	28.67%			
3	Eligible Investors (EI)	Mutual Funds & CIs	-	3,000,000	-			3.18%
		EI excluding Mutual Funds & CIs	-	12,000,000	-			12.72%
4	General Public (GP)	NRB	-	3,000,000	-			3.18%
		GP excluding NRB*	-	12,000,000	-			12.72%
Total		64,370,000	94,370,000	100%	100%			

**12,000,000 Ordinary shares will be reserved for General Public and Small Affected Investors*

v. Where shares have been issued for consideration in other than cash at any point of time, details in a separate table, indicating the date of issue, persons to whom those are issued, relationship with the issuer, issue price, consideration and valuation thereof, reasons for the issue and whether any benefits have been accrued to the issuer out of the issue;

No shares have been issued for consideration in other than cash at any point of time.

vi. Where shares have been allotted in terms of any merger, amalgamation or acquisition scheme, details of such scheme and shares allotted;

There was no such scheme and shares allotment carried by the Company.

vii. Where the issuer has issued equity shares under one or more employee stock option schemes, date-wise details of equity shares issued under the schemes, including the price at which such equity shares were issued;

The issuer has not issued any equity shares under stock option to its employees.

viii. If the issuer has made any issue of specified securities at a price lower than the issue price during the preceding two years, specific details of the names of the persons to whom such specified securities have been issued, relation with the issuer, reasons for such issue and the price thereof;

The company doesn't issue any share at a price lower than the issue price during the preceding two years.

ix. The decision or intention, negotiation and consideration of the issuer to alter the capital structure by way of issue of specified securities in any manner within a period of one year from the date of listing of the present issue;

The Company has no such decision or intention, negotiation and consideration to alter the capital structure by way of issue of specified securities in any manner within a period of one year from the date of listing of the present issue.



- x. The total shareholding of the sponsors and directors in a tabular form, clearly stating the names, nature of issue, date of allotment, number of shares, face value, issue price, consideration, date when the shares were made fully paid up, percentage of the total pre and post issue capital, the lock in period and the number and percentage of pledged shares, if any, held by each of them;

Name and Position	Nature of Issue	Date of Allotment and Acquisition & date of shares fully paid-up	No. of Ordinary Share	Face Value & Issue Price	Consideration	% of shares holding		*Lock in Period	Number & % of pledge of shares
						Pre IPO	Post IPO		
Name: Mrs. Naim Fatema Position: Chairman	Ordinary Shares	25-01-1995	10,000	10.00	Cash	8.40%	5.73%	3years	No Pledge
		20-11-2012	100,000		Cash				
		18-03-2015	5,300,000		Cash				
		Total	5,410,000						
Name: Dr. Md. Badrul Haque Rukan Position: Managing Director & Director	Ordinary Shares	25-01-1995	10,000	10.00	Cash	19.67%	13.42%	3years	No Pledge
		18-03-2015	16,054,130		Cash				
		01-06-2016	(400,000)		Cash				
		01-06-2016	(250,000)		Cash				
		01-06-2016	(750,000)		Cash				
		01-06-2016	(250,000)		Cash				
		01-06-2016	(750,000)		Cash				
		01-06-2016	(250,000)		Cash				
		01-06-2016	(500,000)		Cash				
		01-06-2016	(250,000)		Cash				
		Total	12,664,130						
Name: Dr. Md. Azizur Rahman Position: Director	Ordinary Shares	25-01-1995	10,000	10.00	Cash	4.69%	3.20%	3years	No Pledge
		18-03-2015	3,105,870		Cash				
		01-06-2016	(100,000)		Cash				
		Total	3,015,870						
Name: Dr. Shahana Ferdous Chowdhury Position: Director	Ordinary Shares	20-11-2012	100,000	10.00	Cash	5.17%	3.53%	3years	No Pledge
		18-03-2015	3,230,000		Cash				
		Total	3,330,000						
Name: Dr. Gulshan-E-Jahan Position: Director	Ordinary Shares	20-11-2012	100,000	10.00	Cash	4.91%	3.35%	3years	No Pledge
		18-03-2015	3,060,000						
		Total	3,160,000						



Prospectus

Name and Position	Nature of Issue	Date of Allotment and Acquisition & date of shares fully paid-up	No. of Ordinary Share	Face Value & Issue Price	Consideration	% of shares holding		*Lock in Period	Number & % of pledge of shares
						Pre IPO	Post IPO		
Name: Prof. Dr. Md. Harunur Rashid Position: Director	Ordinary Shares	25-01-1995	10,000	10.00	Cash	4.94%	3.37%	3years	No Pledge
		18-03-2015	3,170,000		Cash				
		Total	3,180,000						
Name: Dr. Mahmudul Majid Chowdhury Position: Director	Ordinary Shares	25-01-1995	10,000	10.00	Cash	4.58%	3.13%	3years	No Pledge
		18-03-2015	3,040,000		Cash				
		29-04-2015	(100,000)		Cash				
		Total	2,950,000						
Name: Prof. Dr. Faisal Ahmed Position: Director	Ordinary Shares	20-11-2012	6,700	10.00	Cash	4.52%	3.08%	3years	No Pledge
		18-03-2015	3,100,000		Cash				
		29-04-2015	(200,000)		Cash				
		Total	2,906,700						
Name: Prof. Dr. Md. Abul Ahabab Position: Independent Director	Ordinary Shares	29-04-2015	100,000	10.00	Cash	0.16%	0.11%	3years	No Pledge
Name: Prof. Dr. Md. Rezaul Karim Position: Independent Director	Ordinary Shares	29-04-2015	200,000	10.00	Cash	0.31%	0.21%	3years	No Pledge
Name: Dr. Iqbal Hossain Chowdhury Position: Independent Director	N/A	N/A	N/A	N/A	N/A	N/A	N/A	N/A	N/A
Name: Dr. Mohammed Afzal Position: Sponsor	Ordinary Shares	25-01-1995	10,000	10.00	Cash	0.16%	0.11%	3years	No Pledge
		18-03-2015	90,000		Cash				
		Total	100,000						
Name: Dr. Md. Abdus Sabur Position: Sponsor	Ordinary Shares	25-01-1995	10,000	10.00	Cash	0.16%	0.11%	3years	No Pledge
		18-03-2015	90,000		Cash				
		Total	100,000						
Name: Dr. A.Z.M Monzurul Haque Chowdhury Position: Sponsor	Ordinary Shares	25-01-1995	10,000	10.00	Cash	0.16%	0.11%	3years	No Pledge
		18-03-2015	90,000		Cash				
		Total	100,000						



Prospectus

Name and Position	Nature of Issue	Date of Allotment and Acquisition & date of shares fully paid-up	No. of Ordinary Share	*Face Value & Issue Price	Consideration	% of shares holding		**Lock in Period	Number & % of pledge of shares
						Pre IPO	Post IPO		
Name: Dr. Md. Zakaria Position: Sponsor	Ordinary Shares	25-01-1995	10,000	10.00	Cash	0.16%	0.11%	3years	No Pledge
		18-03-2015	90,000		Cash				
		Total	100,000						
Name: Dr. S. M. Abul Lais Position: Sponsor	Ordinary Shares	25-01-1995	10,000	10.00	Cash	N/A	N/A	N/A	N/A
		01-06-2016	(10,000)		Cash				
		Total	-						
Name: Mrs. Nargis Akhter Position: Sponsor	Ordinary Shares	25-01-1995	10,000	10.00	Cash	N/A	N/A	N/A	N/A
		01-06-2016	(10,000)		Cash				
		Total	-						
Name: Dr. A. T. M. A. Jalil Position: Sponsor	Ordinary Shares	25-01-1995	10,000	10.00	Cash	N/A	N/A	N/A	N/A
		01-06-2016	90,000						
		01-06-2016	(100,000)						

* Share price split from BDT 1,000 to BDT 10 on November 20, 2012

**From the issue date of Prospectus

- xi. The details of the aggregate shareholding of the sponsors and directors, the aggregate number of specified securities purchased or sold or otherwise transferred by the sponsor and/or by the directors of the issuer and their related parties within six months immediate preceding the date of filing the prospectus;

There were no such specified securities purchased or sold or otherwise transferred by the sponsor and/or by the directors of Silco Pharmaceuticals Limited within six months immediate preceding the date of filing the prospectus;



- xii. The name and address of any person who owns, beneficially or of record, 5% or more of the securities of the issuer, indicating the amount of securities owned, whether they are owned beneficially or of record, and the percentage of the securities represented by such ownership including number of equity shares which they would be entitled to upon exercise of warrant, option or right to convert any convertible instrument;

Sl.	Name of Shareholder	Address	Amount of Securities Owned	Type of Ownership	Shareholding by beneficially or of record ownership (%)	No. of equity shares entitled to upon exercise of warrant, option or right to convert any convertible instrument
1	Mrs. Naim Fatema	36, Housing Estate Amberkhana, Sylhet	5,410,000	Chairman	8.40%	N/A
2	Dr. Md Badrul Haque Rukan	58, Renesa, Road-05, Block-A, Surma R/A, Sylhet	12,664,130	Managing Director	19.67%	N/A
3	Dr. Shahana Ferdous Chowdhury	Ground Floor 36, Housing Estate, Amborkhana, Sylhet	3,330,000	Director	5.17%	N/A
4	Mrs. Jamila Akter Lasker	House No. -12, Main Road, Block-H Shahjalal Uposhohar, Sylhet	4,290,000	Shareholder	6.66%	N/A
5	Mrs. Elin Reza Chowdhury	House #230/1 Road # 01 Block-H, Shajalal Upashahar, Sylhet	4,100,000	Shareholder	6.37%	N/A
Total			29,794,130		46.27%	

- xiii. **The number of securities of the issuer owned by each of the top ten salaried officers, and all other officers or employees as group, indicating the percentage of outstanding shares represented by the securities owned.**

None of the employees of the company own any shares of the issuer company of “Silco Pharmaceuticals Limited” except Managing Director. The shareholding of Managing Director is as follows:

Sl. No.	Name of Shareholder	Position	No. of Shareholding	Shareholding (%) before IPO	Shareholding (%) Post- IPO
1	Dr. Md. Badrul Haque Rukon	Managing Director	12,664,130	19.67%	13.42%
Total			12,664,130	19.67%	13.42%

d. Description of Business:

- i. **The date on which the issuer company was incorporated and the date on which it commenced operations and the nature of the business which the company and its subsidiaries are engaged in or propose to engage in;**

Silco Pharmaceuticals Limited was incorporated as a public limited company on 25th January, 1995 Vide Registration No. C-27781(1627)/95 with Register of Joint Stock Companies and Firms (RJSC) in Bangladesh under the Companies Act, 1994 and started its commercial operation on 30th October, 2003.

Silco Pharmaceuticals Limited has engaged in manufacturing and marketing of pharmaceuticals finished products in the categories of Antibiotics, Analgesics, Anti diabetics, Narcotics, Antipyretics, Anti-inflammatory Drugs, Antiulcerants, Multi medicines which are sold mainly in local market.

The Company neither has any subsidiary nor it is operated under a holding company nor does it has any associate company. Hence, no transaction has taken place.

- ii. **Location of the project;**

The factory is situated at BSCIC Industrial Estate, Khadimnagar, and Plot No: A- 21, 22, S- 47, S- 5 District: Sylhet, Bangladesh on a leased land taken from BSCIC.

- iii. **Plant, machinery, technology, process, etc.**

The plant complies with hygiene and safety. There is integrated Building Management System, World-class structural design, dust-free environment, well-designed HVAC System, zero cross-contamination, vacuum transfer close system, high-tech chemical & microbiological laboratories, modern R&D facility, purified water generation plant, fire management system.

Manufacturing process heavily relies on technology driven which is dynamic in nature and using the cutting edge of technology.

Silco Pharmaceuticals Limited maintains total quality system which includes strict monitoring, end to end regulation, modern equipment, true measurement, equipment calibration.

- iv. **Details of the major events in the history of the issuer, including details of capacity/facility creation, launching of plant, products, marketing, change in ownership and/or key management personnel etc.**

Date of Incorporation	As a public limited company on 25 th January, 1995 having a Vide Registration No.C-27781(1627)/95
Date of Commercial Operation	According to the certificate of Commencement the date of commercial operation is 25 January, 1995, but the Company received the drug manufacturing license on 29 October, 2003 and the commercial operation has started on 30 October, 2003
Share price split from BDT 1,000 to BDT 10	November 20, 2012
Installed Capacity	456,800,000 Units/year*
Capital raise (Last)	BDT 600,000,000.00 (Cash consideration) on 10.02.2015
Products	Antibiotics, Analgesics, Anti diabetics, Narcotics, Antipyretics, Anti Inflammatory Drugs, Anti ulcerants, Multi medicines
Market for the products	All over Bangladesh
Launching of Plant	29.10.2003
Launching of Products	29.10.2003
Change of ownership and/or key management personnel	<p><u>On November 10, 2015, the followings Directors have been appointed:</u></p> <ol style="list-style-type: none"> 1. Shahana Ferdous Chowdhury; 2. Dr. Gulshan-E-Jahan; 3. Mrs. Naim Fatema, Chairman; 4. Prof. Dr. Md. Rezaul Karim appointed as Independent Director. 5. Dr. Md. Abul Ahabab appointed as Independent Director. 6. Dr. Iqbal Hossain Chowdhury appointed as Independent Director. <p><u>On November 10, 2015, the followings Directors resigned:</u></p> <ol style="list-style-type: none"> 1. Dr. Shafiul Azam 2. Dr. Md. Mashuqur Rahman Chowdhury 3. Prof. Dr. A. K. M. Hafiz

* Units are measured by pieces, bottles, kg, phials etc. for different products

- v. **Principal products or services of the issuer and markets for such products or services. Past trends and future prospects regarding exports (if applicable) and local market, demand and supply forecasts for the sector in which the product is included with source of data;**

Principal products or services of the issuer:

Silco Pharmaceuticals Limited total has 99 medicines (Biological and Non-Biological) validity of which subject to expire from 2009 to 2022. In the mean time, validity of 15 Biological and Non-Biological products have been expired. The Company has applied for renewal of 14 Biological and Non-Biological products to Drug Administration Authority on 11.12.2017. Drug Administration Authority has renewed 2 products on 30.10.2018. The list of these 99 products are as follows:



Prospectus

List of Biological Products:

Sl. No.	Product Name	Generic Name	Dosages Form	Strength	D.A.R. No. / MA No.	Date of Expiry	Current Status
01	Viton Syrup	Thiamine HCl (B ₁) BP, Riboflavin 5-Phosphate Sodium (B ₂) BP, Pyridoxine HCl (B ₆) BP, Nicotinamide BP	Oral Solution/ Liquid	{Thiamine HCl (B ₁) BP 100.00 mg + Riboflavin 5-Phosphate Sodium (B ₂) BP 54.80 mg + Pyridoxine HCl (B ₆) BP 40.00 mg+ Nicotinamide BP 400.00 mg}/100 ml	311-09-078	13.08.2022	In Production
02	Polyviton Drop	Vit. A (water miscible) BP + Vit. D ₃ BP + Thiamine HCl (B ₁) BP+ Riboflavin-5-Phosphate Sodium (B ₂) BP + Pyridoxine HCl (B ₆) BP + Calcium-D-Pantothenate USP + Nicotinamide BP + Ascorbic Acid USP	Drop	{Vit. A (water miscible) BP 50000 IU + Vit. D ₃ BP 10000 IU + Thiamine HCl (B ₁) BP 160.00mg+ Riboflavin 5-Phosphate Sodium (B ₂) BP 100.00mg + Pyridoxine HCl (B ₆) BP 100.00mg + Calcium-D-Pantothenate USP 500.00mg + Nicotinamide BP 1000mg + Ascorbic Acid USP 5000mg}/100 ml	311-10-078	13.08.2022	In Production
03	Silflox Tablet	Ciprofloxacin Hydrochloride BP	Tablet	Ciprofloxacin BP 500 mg/ Tablet	311-17-023	16.10.2019	In Production
04	Viton-B Tablet	Thiamine HCl (B ₁) BP, Pyridoxine HCl (B ₆) BP, Riboflavin (B ₂) BP, Nicotinamide BP	Tablet	{Thiamine HCl (B ₁) BP 5 mg + Pyridoxine HCl (B ₆) BP 2 mg + Riboflavin (B ₂) BP 2 mg + Nicotinamide BP 20 mg}/ Tablet	311-18-077	16.10.2019	In Production
05	Polyrex-500 Capsule	Cephalexin Monohydrate (Comp.) BP	Capsule	Cephalexin BP 500 mg/Capsule	311-19-60	16.10.2009	Expired. Applied for Renewal on 11.12.2017
06	Mycostat Oral Drop	Nystatin BP	Oral Drop	Nystatin BP 90.25 mg/ 5ml	311-32-60	23.04.2016	Expired. Applied for Renewal on 11.12.2017
07	Viton-M Tablet	Multivitamins, Minerals	Tablet	{Vit. A USP 1.500mg + Vit.D ₃ USP 10.000mcg + Vit. E BP 15.00mg + B ₁ USP 1.500mg + B ₂ USP 1.700mg+ B ₆ USP 2.00mg+ Nicotinamide USP 20.00mg + B ₁₂ USP 6.00mcg + Calcium Pantothenate USP 10.920mg + Folic Acid USP 0.400mg + Dried FeSO ₄ BP 50.000mg + CuSO ₄ BP 2.00mg + MnSO ₄ BP 1.000mg + K ₂ SO ₄ BP 11.141mg + Ascorbic Acid USP 60.00mg + KI USP (10%) 1.960mg + ZnSO ₄ BP 37.030mg}/ Tablet	311-33-078	23.04.2021	In Production
08	Bactacef Capsule	Cephadrine (Compacted) BP	Capsule	Cephadrine BP 500 mg/ Capsule	311-35-023	23.04.2021	In Production
09	Bactacef PFS	Cephadrine (Micronised) BP	Powder	Cephadrine BP 2.50 gm / 100 ml	311-47-023	07.08.2020	In Production
10	Erosil PFS	Erythromycin Ethyl Succinate BP	Powder	Erythromycine BP 2.50 gm / 100 ml	311-48-023	28.05.2019	In Production
11	Bactazim Capsule	Cefixime Trihydrate (Comp.) USP	Capsule	Cefixime USP 200 mg / Capsule	311-49-023	28.05.2019	In Production
12	Bactazim PFS	Cefixime Trihydrate (Micronised) USP	Powder	Cefixime USP 2.00 gm /100 ml	311-51-023	28.05.2019	In Production



Prospectus

13	Viton EC Tablet	Beta Carotene USP, Ascorbic Acid BP, Vitamin E BP	Tablet	(Beta Carotene USP 6 mg + Ascorbic Acid BP 200 mg + Vit. E BP 50 mg)/ Tab	311-56-078	25.07.2021	In Production
14	Leosil-500 Tablet	Levofloxacin Hemihydrate INN	Tablet	Levofloxacin INN 500 mg /Tablet	311-57-023	25.07.2021	In Production
15	Azosil-500 Tablet	Azithromycin Dihydrate (Comp.) USP	Tablet	Azithromycin USP 500 mg / Tablet	311-58-023	25.07.2021	In Production
16	Silcal-D Tablet	Calcium Carbonate USP, Vitamin D ₃ USP	Tablet	(Calcium USP 500 mg +Vit.D ₃ USP 200 IU)/ Tablet	311-71-062	07.08.2020	In Production
17	Viton-Z Tablet	Thiamine Mononitrate (B ₁) BP, Riboflavin (B ₂) BP, Pyridoxine HCl (B ₆) BP, Nicotinamide BP, ZnSO ₄ .H ₂ O USP	Tablet	{Thiamine Mononitrate (B ₁) BP 5mg + Riboflavin (B ₂) BP 2mg + Pyridoxine HCl (B ₆) BP 2mg + Nicotinamide BP 20mg + Elemental Zn USP 10.0mg}/Tablet	311-72-078	07.08.2020	In Production
18	Viton-Z Syrup	Thiamine HCl (B ₁) BP, Riboflavin 5-Phosphate Sodium (B ₂) BP, Pyridoxine HCl (B ₆) BP, Nicotinamide BP, ZnSO ₄ .H ₂ O USP	Oral Solution/ Liquid	{Thiamine HCl (B ₁) BP 0.100 gm + Riboflavin (B ₂) BP 0.040 gm + Pyridoxine HCl (B ₆) BP 0.040 gm + Nicotinamide BP 0.400 gm + Elemental Zinc USP 0.200 gm}/100ml	311-73-078	07.08.2020	In Production
19	Azosil PFS.	Azithromycin Dihydrate (Micronised) USP	Powder	Azithromycin USP 4.00 gm/ 100 ml	311-74-023	07.08.2020	In Production
20	Bactacef (DS) PFS	Cephadrine (Micronised) BP	Powder	Cephadrine BP 5.00 gm/ 100 ml	311-75-023	07.08.2020	In Production
21	Cefusil-125 Tablet	Cefuroxime Axetil BP	Tablet	Cefuroxime BP 125 mg /Tablet	311-81-60	08.08.2017	Expired. Applied for Renewal on 11.12.2017
22	Cefusil-250 Tablet	Cefuroxime Axetil BP	Tablet	Cefuroxime BP 250 mg / Tablet	311-82-023	07.08.2022	In Production
23	Cefusil-500 Tablet	Cefuroxime Axetil BP	Tablet	Cefuroxime BP 500 mg /Tablet	311-83-023	07.08.2022	In Production
24	Neurogin Tablet	Thiamine HCl (B ₁) BP, Pyridoxine HCl (B ₆) BP, Cyanocobalamin (B ₁₂) BP	Tablet	{Thiamine HCl (B ₁) BP 100 mg + Pyridoxine HCl (B ₆) BP 200 mg + Cyanocobalamin (B ₁₂) BP 200 mcg}/ Tablet	311-84-078	07.08.2022	In Production
25	Bactazim- 400 Capsule	Cefixime Trihydrate USP	Capsule	Cefixime USP 400 mg / Capsule	311-88-60	10.11.2018	In Production
26	MV-COD Syrup	Vitamin A Propionate BP, Vitamin D BP, Vitamin E Acetate BP, Ascorbic Acid BP, Thiamine HCl (B ₁) BP, Riboflavin 5- Phosphate Sodium (B ₂) BP, Pyridoxine HCl BP, Nicotinamide BP, Cod Liver Oil BP	Oral Solution/ Liquid	{Vitamin A Propionate BP 40000 IU + Vitamin D 4000 IU + Vitamin E Acetate BP 30.00 mg, Ascorbic Acid BP 350.00 mg, Thiamine HCl (B ₁) BP 14.00 mg, Riboflavin (B ₂) BP 17.00 mg + Pyridoxine HCl BP 7.00 mg + Nicotinamide BP 180.00 mg + Cod Liver Oil BP 2.00 gm}/100 ml	311-96-078	08.11.2022	In Production
27	Neocliz Tablet	Meclizine HCl USP, Pyridoxine HCl BP	Tablet	{Meclizine HCl USP 25 mg + Pyridoxine HCl BP 50 mg}/ Tablet	311-100-018	08.11.2022	In Production
28	MQ-4 Tablet	Moxifloxacin HCl BP	Tablet	Moxifloxacin BP 400 mg/ Tablet	311-101-023	08.11.2022	In Production
29	Cefusil CV 500 Tablet	Cefuroxime Axetil BP, Diluted Clavulanate Potassium with Avicel (1:1) BP	Tablet	{Cefuroxime BP 500 mg + Clavulanic Acid BP 125 mg} /Tablet	311-105-023	08.11.2022	In Production
30	Cefusil CV 250 Tablet	Cefuroxime Axetil BP, Diluted Clavulanate Potassium with Avicel (1:1) BP	Tablet	{Cefuroxime BP 250 mg + Clavulanic Acid BP 62.50 mg} /Tablet	311-106-023	08.11.2022	In Production



Prospectus

List of Non-Biological Products:

Sl. No.	Product Name	Generic Name	Dosages Form	Strength	D.A.R. No. / MA No.	Date of Expiry	Current Status
01	Silmet Suspension	Metronidazole Benzoate BP	Powder	Metronidazole BP 4.00 gm/ 100 ml	311-01-027	13.08.2022	In Production
02	Silaron Syrup	Ferrous Sulphate BP	Oral Solution/ Liquid	Ferrous Sulphate BP 4.00 gm/ 100 ml	311-02-26	13.08.2012	Expired. Applied for Renewal on 11.12.2017
03	Antismin Syrup	Chlorpheniramine Maleate BP	Oral Solution/ Liquid	Chlorpheniramine Maleate BP 0.040 gm/100 ml	311-03-021	13.08.2022	In Production
04	Helmin Suspension	Mebendazole USP	Powder	Mebendazole USP 2.00 gm/ 100 ml	311-05-008	13.08.2022	In Production
05	Silcane Suspension	Aluminium Hydroxide Compressed Gel Ph. Grade (containing 10% Al ₂ O ₃), Magnesium Hydroxide Paste BP {containing 30% Mg(OH) ₂ }	Powder	(Aluminium Oxide Ph. Grade 4.00 gm + Magnesium Hydroxide BP 2.50 gm / 100 ml	311-06-007	13.08.2022	In Production
06	Silpol Suspension	Paracetamol BP	Powder	Paracetamol BP 2.40 gm/100 ml	311-07-006	13.08.2022	In Production
07	Salbusol Syrup	Salbutamol Sulphate BP	Oral Solution/ Liquid	Salbutamol BP 40.00 mg /100 ml	311-08-044	13.08.2022	In Production
08	Octafen Tablet	Ketoprofen BP	Tablet	Ketoprofen BP 100 mg/ Tablet	311-11-65	16.10.2014	Expired. Applied for Renewal on 11.12.2017
09	Trisium Tablet	Clobazam BP	Tablet	Cobazam BP 10.00 mg/ Tablet	311-12-09	16.10.2009	Expired. Applied for Renewal on 11.12.2017
10	Silpol Tablet	Paracetamol BP	Tablet	Paracetamol BP 500 mg/ Tablet	311-13-006	16.10.2019	In Production
11	Silatrol Tablet	Cetirizine Dihydrochloride BP	Tablet	Cetirizine Dihydrochloride BP 10 mg/ Tablet	311-14-021	16.10.2024	In Production
12	Selium-5 Tablet	Diazepam BP	Tablet	Diazepam BP 5 mg/ Tablet	311-20-09	28.02.2020	In Production
13	Mucin-R Tablet	Ranitidine Hydrochloride BP	Tablet	Ranitidine BP 150 mg / Tablet	311-21-055	28.02.2020	In Production
14	Silben Tablet	Albendazole USP	Tablet	Albendazole USP 400 mg/ Tablet	311-22-008	28.02.2020	In Production
15	Silmet 400 Tablet	Metronidazole BP	Tablet	Metronidazole BP 400 mg/ Tablet	311-23-027	28.02.2020	In Production
16	Salbusol 2 Tablet	Salbutamol Sulphate BP	Tablet	Salbutamol BP 2 mg / Tablet	311-24-044	28.02.2020	In Production
17	Trifenac-50 Tablet	Diclofenac Sodium BP	Tablet	Diclofenac Sodium BP 50 mg/ Tablet	311-25-65	28.02.2010	Expired. Applied for Renewal on 11.12.2017
18	Triptosil Tablet	Fluphenazine HCl BP, Nootriptyline HCl BP	Tablet	(Fluphenazine HCl BP 0.500 mg + Nootriptyline BP 10 mg) / Tablet	311-27-11	23.04.2016	Expired. Applied for Renewal on 11.12.2017



Prospectus

19	Tensin-50 Tablet	Atenolol BP	Tablet	Atenolol BP 50mg/Tablet	311-28-022	23.04.2021	In Production
20	Silcona-50 Capsule	Fluconazole INN	Capsule	Fluconazole INN 50 mg/ Capsule	311-29-020	23.04.2021	In Production
21	Silcard Tablet	Isosorbide Mononitrate (50% dilution with Lactose) BP	Tablet	Isosorbide Mononitrate BP 20 mg/ Tablet	311-30-21	23.04.2016	Expired. Applied for Renewal on 11.12.2017
22	Polylac Syrup	Lactulose Solution BP (containing 67% Lactulose)	Oral Solution/ Liquid	Lactulose BP 3.35gm/ 5ml	311-31-060	23.04.2021	In Production
23	Seofol Plus Capsule	Ferrous Sulphate BP, Folic Acid BP	Capsule	(FeSO ₄ BP 150 mg + Folic Acid BP 0.500 mg)/ Capsule	311-34-045	23.04.2021	In Production
24	Peplo-20 Capsule	Omeprazole USP	Capsule	Omeprazole USP 20 mg / Capsule	311-38-067	17.05.2022	In Production
25	Silcane Tablet	Al(OH) ₃ Dried Gel BP , Mg(OH) ₂ BP	Tablet	{Al(OH) ₃ Dried Gel BP 250mg + Mg(OH) ₂ BP 400mg} / Tablet	311-41-007	02.09.2017	Expired. Applied for Renewal on 11.12.2017
26	Samprid Tablet	Gliclazide BP	Tablet	Gliclazide BP 8 0mg/ Tablet	311-42-015	02.09.2022	In Production
27	Losart-P Tablet	Losartan Potassium INN	Tablet	Losartan Potassium INN 50 mg/ Tablet	311-43-022	18.01.2023	In Production
28	Alopin-5 Tablet	Amlodipine Besilate BP	Tablet	Amlodipine BP 5 mg / Tablet	311-44-022	28.05.2019	In Production
29	Silcane Plus Tablet	Al(OH) ₃ Dried Gel BP, Mg(OH) ₂ BP, Simethicone USP	Tablet	{Al(OH) ₃ Dried Gel BP 400mg + Mg(OH) ₂ BP 400mg+ Simethicone USP 30mg}/ Tablet	311-45-077	28.05.2019	In Production
30	Peristal Tablet	Domperidone Maleate BP	Tablet	Domperidone BP 10 mg / Tablet	311-46-018	28.05.2019	In Production
31	Peristal Suspension	Domperidone BP	Powder	Domperidone BP 100.00 mg/100 ml	311-50-018	28.05.2019	In Production
32	Silcal-500 Tablet	Calcium Carbonate USP	Tablet	Calcium USP 500 mg / Tablet	311-52-062	25.07.2021	In Production
33	Silfenac Tablet	Aceclofenac BP	Tablet	Aceclofenac BP 100 mg/ Tablet	311-53-064	25.07.2021	In Production
34	Flutracen Tablet	Flupenthixol HCl BP, Malitracen HCl, INN	Tablet	(Flupenthixol BP 0.50 mg + Melitracen INN 10.00 mg)/ Tablet	311-54-028	25.07.2021	In Production
35	Deslosil Tablet	Desloratadine INN	Tablet	Desloratadine INN 5 mg/ Tablet	311-55-021	25.07.2021	In Production
36	Zinc AG Syrup	Zinc Sulphate Monohydrate USP	Oral Solution/ Liquid	Elemental Zinc USP 400 mg /100ml	311-60-062	25.07.2021	In Production
37	Esonam-20 Capsule	Esomeprazole Magnesium Trihydrate INN	Capsule	Esomeprazole INN 20 mg/ Capsule	311-61-067	07.08.2020	In Production
38	Esonam-40 Capsule	Esomeprazole Magnesium Trihydrate INN	Capsule	Esomeprazole INN 40 mg/ Capsule	311-62-067	07.08.2020	In Production
39	Panosa -20 Tablet	Pantoprazole Sodium Sesquihydrate BP	Tablet	Pantoprazole BP 20 mg / Tablet	311-63-067	07.08.2020	In Production
40	Panosa-40 Tablet	Pantoprazole Sodium Sesquihydrate BP	Tablet	Pantoprazole BP 40 mg / Tablet	311-64-067	07.08.2020	In Production



Prospectus

41	Silcona- 150 Capsule	Fluconazole INN	Capsule	Fluconazole INN 150 mg/ Capsule	311-65-020	07.08.2020	In Production
42	Metfosil-500 Tablet	Metformin Hydrochloride BP	Tablet	Metformin Hydrochloride BP 500 mg / Tablet	311-66-015	07.08.2020	In Production
43	Metfosil-500 XR Tablet	Metformin Hydrochloride BP	Tablet	Metformin Hydrochloride BP 500 mg/ Tablet	311-67-015	07.08.2020	In Production
44	Slona-0.5 Tablet	Clonazepam USP	Tablet	Clonazepam USP 0.5 mg/ Tablet	311-68-046	07.08.2020	In Production
45	Tifsi Syrup	Ketotifen Fumarate BP	Oral Solution/ Liquid	Ketotifen BP 0.020 gm / 100 ml	311-69-021	07.08.2020	In Production
46	Tifsi Tablet	Ketotifen Fumarate BP	Tablet	Ketotifen BP 1mg/ Tablet	311-70-021	07.08.2020	In Production
47	Sitova-10 Tablet	Atorvastatin Calcium Trihydrate INN	Tablet	Atorvastatin INN 10 mg / Tablet	311-76-061	07.08.2020	In Production
48	Sitova-20 Tablet	Atorvastatin Calcium Trihydrate INN	Tablet	Atorvastatin INN 20 mg / Tablet	311-77-061	06.08.2022	In Production
49	Moneka-10 Tablet	Montelukast Sodium INN	Tablet	Montelukast INN 10 mg / Tablet	311-78-044	07.08.2022	In Production
50	Silgin Tablet	Tiemonium Methylsulphate INN	Tablet	Tiemonium Methylsulphate INN 50 mg/ Tablet	311-79-011	07.08.2022	In Production
51	Silclog Tablet	Clopidogrel Bisulphate USP	Tablet	Clopidogrel USP 75 mg/ Tablet	311-80-026	07.08.2022	In Production
52	Fusino-20 Tablet	Furosemide USP, Spironolactone USP	Tablet	(Furosemide USP 20 mg + Spironolactone USP 50 mg) / Tablet	311-85-42	07.08.2017	Expired. Applied for Renewal on 11.12.2017
53	Fusino-40 Tablet	Furosemide USP, Spironolactone USP	Tablet	(Furosemide USP 40 mg + Spironolactone USP 50 mg) / Tablet	311-86-42	07.08.2017	Expired. Applied for Renewal on 11.12.2017
54	SRS- Oral Saline	Sodium Chloride BP, Potassium Chloride BP, Sodium Citrate BP, Glucose Anhydrous BP	Powder	(NaCl BP 1.30gm + KCl BP 0.75gm + Sodium Citrate BP 1.45gm + Glucose Anhydrous BP 6.75gm) / Sachet	311-87-69	10.11.2018	Expired.
55	Metfosil-850 Tablet	Metformin HCl BP	Tablet	Metformin HCl BP 850 mg/ Tablet	311-89-15	04.01.2020	In Production
56	Baclax-10 Tablet	Baclofen BP	Tablet	Baclofen BP 10 mg/ Tablet	311-90-70	04.01.2020	In Production
57	Ambrosia Syrup	Ambroxol HCl BP	Oral Solution/ Liquid	Ambroxol HCl BP 300.00 mg/ 100ml	311-91-31	04.01.2020	In Production
58	KTM-10 Tablet	Ketorolac Tromethamine USP	Tablet	Ketorolac Tromethamine USP 10 mg/ Tablet	311-92-64	04.01.2020	In Production
59	ZFC Capsule	Carbonyl Iron INN, Folic Acid BP, ZnSO ₄ .H ₂ O USP	Capsule	Carbonyl Iron INN 51mg + Folic Acid BP 0.500 mg + ZnSO ₄ .H ₂ O USP 61.76 mg	311-93-78	04.01.2020	In Production
60	Moneka-5 Tablet	Montelukast Sodium INN	Tablet	Montelukast INN 5 mg/ Tablet	311-94-44	04.01.2020	In Production
61	Taspia Capsule	Tamsulosin Hydrochloride INN	Capsule	Tamsulosin Hydrochloride INN 0.4mg / Capsule	311-95-049	04.01.2020	In Production
62	Fexsil 120 Tablet	Fexofenadine HCl BP	Tablet	Fexofenadine HCl BP 120 mg/ Tablet	311-97-021	08.11.2022	In Production



Prospectus

63	Fexsil 180 Tablet	Fexofenadine HCl BP	Tablet	Fexofenadine HCl BP 180 mg/ Tablet	311-98-021	08.11.2022	In Production
64	Fexsil Suspension	Fexofenadine HCl BP	Powder	Fexofenadine HCl BP 30mg /5 ml	311-99-021	08.11.2022	In Production
65	Naxsil 500 Tablet	Naproxen Sodium USP	Tablet	Naproxen USP 500 mg/ Tablet	311-102-064	08.11.2022	In Production
66	Naxsil E 375 Tablet	Naproxen Sodium USP, Esomeprazole Magnesium Trihydrate BP	Tablet	{Naproxen USP 375 mg + Esomeprazole BP 20 mg}/ Tablet	311-103-064	08.11.2022	In Production
67	Naxsil E 500 Tablet	Naproxen Sodium USP, Esomeprazole Magnesium Trihydrate BP	Tablet	{Naproxen USP 500 mg + Esomeprazole BP 20 mg}/ Tablet	311-104-064	08.11.2022	In Production
68	Slona 2 Tablet	Clonazepam BP	Tablet	Clonazepam BP 2.0 mg/ Tablet	311-107-046	08.11.2022	In Production
69	Peplo 40 Capsule	Omeprazole BP	Capsule	Omeprazole BP 40 mg/ Capsule	311-108-067	08.11.2022	In Production

**Non-Biological Products and Biological Products list as per approved by Directorate of Drug Administration & Licensing Authority (Drugs), Government of the People's Republic of Bangladesh.*

The Company manufactures products in the following eight major dosage forms for different products:

1. Tablet
2. Capsules
3. Liquid Syrup
4. Dry Syrup
5. Pellet
6. Powder
7. Powder Suspension
8. SRS Saline



Prospectus

Market for such Products:

All of the products' markets are throughout the Bangladesh. The company sells their product at Hospitals and Pharmacies around Bangladesh as wholesaler and retailer through their Medical Representative.

Past trends and future prospects regarding exports (if applicable) and local market, demand and supply forecasts for the sector in which the product is included with source of data:

SPL sells its product throughout the Bangladesh. There is no export sell of SPL. For the period ended 30 June, 2017, SPL's sales were Tk. 906.53 Million and with a 106.67% growth. Sales of Silco Pharmaceuticals Limited (SPL) from the year 2012 to 2017 given below:

Particulars	Year ended 30-June-17	Year ended 30-June-16(6 month)	Year ended 31-Dec-15	Year ended 31-Dec-14(Restated)	Year ended 31-Dec-13(Restated)	Year ended 31-Dec-12(Restated)
Sales	906,528,993	438,643,061	851,159,177	810,144,679	997,984,022	839,888,056

Pharmaceuticals products are met one of the basic needs for all living being. It is one of the fastest growing industries in the world. According to IMS by 2017, demand of pharma products will be USD 1,200 billion. Bangladesh earned US\$43 million from exporting pharmaceutical goods in the first five month of the 2017-18 fiscal year and this sector can grow at 15% for the next five years riding on the expanded domestic market as well as new export frontiers, according to a new research. The relaxation of Trade-Related Aspects of Intellectual Property Rights (TRIPS) for least-developed countries has been extended to 2033. Now, Bangladesh proudly stands alone as the only LDC that has a well-developed pharma sector.

According to Bangladesh Association of Pharmaceutical Industries, at present total pharma market size approx. US \$2 billion since 1982, which is around 1% of GDP.

Source: <http://www.lightcastlebd.com/blog/2015/12/market-insight-how-the-bangladesh-pharmaceutical-sector-is-performing-in-2015>
<http://www.bapi-bd.com/bangladesh-pharma-industry/overview#>

vi. If the issuer has more than one product or service, the relative contribution to sales and income of each product or service that accounts for more than 10% of the company's total revenues;

There is no single product that account for more than 10% of the company's total revenue.

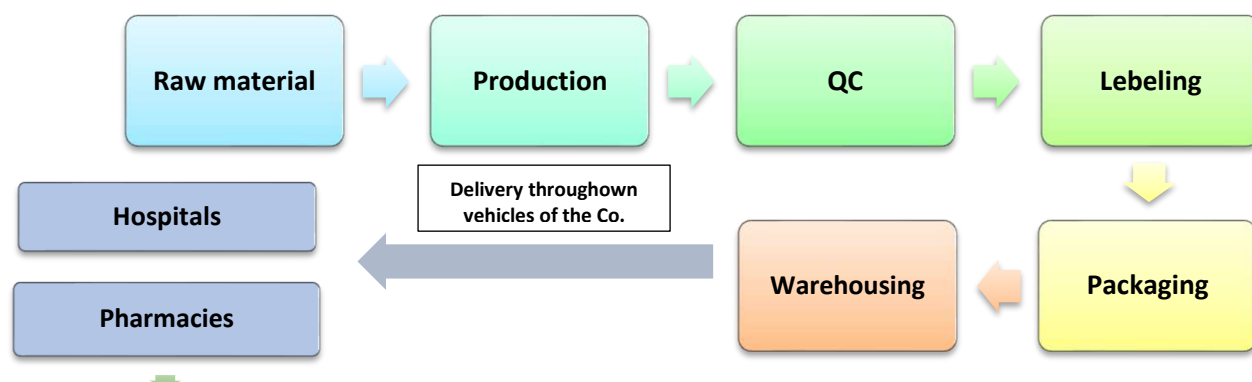
vii. Description of associates, subsidiary and holding company of the issuer and core areas of business thereof;

Silco Pharmaceuticals Limited doesn't have any associates, subsidiary or holding company.

viii. How the products or services are distributed with details of the distribution channel. Export possibilities and export obligations, if any;

Distribution involves physical distribution of the company's products directly to the customer base. Typically, this is a combined transport and warehousing operation, responsible for storing and delivering products to meet the customer's requirements. The Company supplies its products from its own factory warehouse to its customers premises at companies own risk against delivery order.

Process:



ix. Competitive conditions in business with names, percentage and volume of market shares of major competitors;

The pharmaceutical industry in Bangladesh is one of the most developed technology sectors within Bangladesh. Manufacturers produce insulin, hormones, and cancer drugs. Presently, the pharma industry of Bangladesh meets 98% of the local demand and exports to more than 150 countries. Bangladesh's pharmaceutical sector can grow at 15% for the next five years riding on the expanded domestic market as well as new export frontiers, according to a new research.

Bangladesh pharmaceutical industry is mainly dominated by domestic manufacturers. In Bangladesh, all the top 20 pharmaceutical companies are captured around 80% of pharma market share. Most of them are exported their products in other countries including USA, Uk, Australia and so on.

According to IMS report on 1st Qtr. (2017-2018) top twenty pharmaceutical companies areas follows:

Sl.	Name of Major Competitors	Annual Sales (BDT in crore)
1	Square Pharmaceuticals Ltd.	3,324.532
2	Incepta Pharmaceuticals Ltd.	1,887.846
3	Beximco Pharmaceuticals Ltd.	1,541.386
4	Opsonin Pharma Limited	1,024.904
5	Renata limited	917.228
6	ACI Pharmaceuticals	813.908

7	Eskayef Bangladesh Limited	810.643
8	Aristopharma Ltd	810.215
9	Healthcare Pharmaceuticals Ltd.	795.483
10	ACME Laboratories Ltd	720.442
11	General Pharmaceuticals Ltd.	448.886
12	Radiant Pharmaceuticals Ltd.	395.708
13	Sanofi Bangladesh	377.620
14	Drug International Limited	352.180
15	Popular Pharmaceuticals Ltd.	349.124
16	UniMed UniHealth	320.095
17	NovoNordisk	318.606
18	Novartis Bangladesh	232.234
19	Nuvista Pharma	217.168
20	Sunpharma Bangladesh	216.073

Data Source: <http://www.bapi-bd.com/bangladesh-pharma-industry/overview#>
<http://www.bdmedicines.com/2017/07/annual-sales-of-top-20-pharmaceutical-companies.html>

x. Sources and availability of raw materials, names and addresses of the principal suppliers and contingency plan in case of any disruption;

The major raw materials of Silco Pharmaceuticals Limited are imported from overseas, mainly India, China, Taiwan and Denmark. SPL major raw materials contain different drugs used for medicine manufacture. Suppliers are evaluated periodically on supply reliability, quality and prices with new suppliers being added after they meet the required quality and reliability benchmarks through supplier appraisals and track record. The names of major suppliers are mentioned below:

Sl.	Name of Suppliers	Address
1	Kerry Ingredients India Pvt.Ltd.	Survey No. 6, Village Poicha, Taluka Savli, District Vadodara, Gujarat – 391 780, India
2	Arshine Pharmaceutical Co. Ltd.	No 27 Wenxuan Road, Changsha National Hi Tech Industrial Development Zone, Hunan, China
3	Formosa Lab. Inc.	No. 36 Hoping Street, Louchu County Taoyuan, Taiwan
4	Hingtai Chemcial Co. Ltd	1142, Shin Hsing Road, Bah-Der District, Taoyuan City 334, Taiwan
5	Xiamen Wiew Import & Export Co. Ltd	Jiahe Road, Siming District, Xiamen, China
6	Vasudha Pharma Chem Ltd.	78/A, Vengalrao Nagar, Hyderabad-500038, India
7	Morepen Laboratories Limited	Corporate Office: 409, Antriksh Bhawan, 22 KG Marg, New Delhi, India
8	Nectar Lifesciences Ltd	110, Industrial Area, Phase- 1, Chandigarh-160002, India
9	M/s Supriya Lifescience Ltd	207/208, Udyog Bhavan, Sonawala Road, Goregaon (East), Mumbai-400063, India
10	Messrs.Anhui Huikang Medicines and Health Products Imporet and Export Co. Ltd.	Huikang Mansion, 361, Jixi Road, Hefei, Anhui, China
11	Hongkong Gustar Iternational Trade Co. Ltd.	Unit 2LG1, Mirror Tower 61, Mody Road, TST KLN, Hongkong
12	Weifang Shengtai Medicine Co. Ltd.	The East of Changda Road, Changle Economic Development Zone, Shandong, China
13	Metro Chem API Private Ltd.	Flat No. 302, Bhany Enclave, Sunder Nagar Erragadda, Hyderabad- 500 038.T.S. India

14	Biobase Meihua Trading Co. Ltd.	No 51South Gongye Road, Jinan, Shandong 250101, China
15	Projapoti Traders	26, Shahid Syed Nazrul Islam Avenue, Hatkhola, Dhaka- 1212
16	Qualitex BD Ltd.	27/A/8, Dhakeswari Road, Lalbagh, Dhaka
17	M/S Shajib Enterprise	7/C, Mitford Road (Manzur Market), Dhaka- 1100
18	Uniliver Bangladesh Ltd.	Z.N Tower, Plot No 2, Road No 8, Gulshan Avenue, Dhaka 1212
19	Abdul Momen Sugar Refinery Ltd.	Protapnagar, Chor Ramjan, Megnaghat, Sonargha, Narayongonj
20	Alam Trading Corporation	418/2C, Khilgaon,(1st Floor), Dhaka-1219
21	Bright International	193/2, Fakirapool (1st Lane), Motijheel, Dhaka-1000

Contingency Plan in case of disruption: The Company has wide variety of raw materials suppliers' and suppliers are situated inside and outside of the Country. Raw materials are also easily accessible. So, there are no risks of unavailability of raw materials. Moreover, the company have contingency plan in case of disruptions.

xi. Sources of, and requirement for, power, gas and water; or any other utilities and contingency plan in case of any disruption;

All required utility facilities are available at the project site and those are stated below:

Power	SPL requirement for power is met by Bangladesh Power Development Board (BPDB) and its own generators. The daily requirement for power is 1300 KW.
Water	SPL requirement for water is met by its own deep tube well. The daily requirement of water is 75,000 liters for its factory operations, sanitation and other purposes.
Gas	SPL gas requirement is met by Jalalabad Gas Transmission & Distribution Company limited with capacity of 13 PSI which is sufficient to meet requirements of company.

Contingency Plan in case of disruption: The Company has two diesel generators as stand by with total capacity of 250 KV each for smooth running of factory operation and one diesel generator with total capacity of 50 KV for Head office premises.

xii. Names, address(s), telephone number, web address, e-mail and fax number of the customers who account for 10% or more of the company's products/services with amount and percentage thereof;

The Company's products are sold to various customers and no single customer provides 10% or more of the Company's total revenue.

xiii. Names, address(s), telephone number, web address, e-mail and fax number of the suppliers from whom the issuer purchases 10% or more of its raw material/finished goods with amount and percentage thereof;

The Company's products are purchased from various suppliers and no single supplier provides 10% or more of the Company's total supply of raw materials.

- xiv. Description of any contract which the issuer has with its principal suppliers or customers showing the total amount and quantity of transaction for which the contract is made and the duration of the contract. If there is not any of such contract, a declaration is to be disclosed duly signed by CEO/MD, CFO and Chairman on behalf of Board of Directors;

The company has not entered into any contract with any of its suppliers or customers.

Declaration regarding contract with principal suppliers or customers

We, on behalf of the Board of Directors this is to certify that Silco Pharmaceuticals Limited did not enter into any contract with its principal suppliers or customers.

Sd/-
Mr. Monjur Alam
CFO

Sd/-
Dr. Md. Badrul Haque Rukan
Managing Director

Sd/-
Mrs. Naim Fatema
Chairman

- xv. Description of licenses, registrations, NOC and permissions obtained by the issuer with issue, renewal and expiry dates;

Certificate/License Name	Issuing Authority	Certificate /License No	Validity
Trade License	Sylhet City Corporation	1582	Till 30.06.2019
Factory Trade License	Khadimpara Union Council	295	Till 30.06.2019
Tin Certificate	National Board of Revenue, Govt. of Bangladesh	325025208929	N/A
VAT certificate	Commissioner of Customs, Excise and VAT, Govt. of Bangladesh	22011005258 Area Code: 220101	N/A
Certificate of Incorporation	Registrar of Joint Stock Companies and Firms, Govt. of Bangladesh	C-27781(1627)/95	N/A
Certificate for Commencement of Business	Registrar of Joint Stock Companies Bangladesh	9036	N/A
Environmental Clearance Certificate	Department of Environment, Sylhet	285	Till 22.07.2019
Drugs Import Registration certificate	Controller of Imports & Exports, Govt. of Bangladesh	B-116725	Till 30.06.2019
Fire License	Bangladesh Fire Service & Civil Defense	Sylhet - 2/1264/2002- 2003	Till 30.06.2019
Certificate of Renewal of License to Manufacture Drugs	Directorate General of Drug Administration & Licensing Authority (Drugs)	License No.: 450 License No.: 217	Till 13.08.2019
Membership certificate of The Sylhet Chamber of Commerce & Industry	The Sylhet Chamber of Commerce & Industry	Membership no. O- 1081	Till 30.06.2019
Narcotics Production and Processing License	Department of Narcotics Control, Sylhet	01/03-04	Till 30.06.2019
Factory License	Department of Factory, Sylhet	929/Sylhet	Till 30.06.2019
Certificate of Good Manufacturing Practice (GMP) for Pharmaceutical Products	Directorate General of Drug Administration & Licensing Authority (Drugs)	DA/6-173/2013/24263	Till 08.11.2020

xvi. Description of any material patents, trademarks, licenses or royalty agreements;

The Company neither obtained any Patent Right/Trademarks nor signed any royalty agreement with any party. However, it has several regulatory licenses and certificate in order to continue its operation and that have been incorporated in above.

xvii. Number of total employees and number of full-time employees;

As of June 30, 2017 the total numbers of employees of the company (Head Office & Factory) is as follows:

(As per Audited Accounts)

Salary Range	Officer & Staff		Workers	Total Employee
	Factory	Head Office		
Below Taka 6,000	10	8	84	102
Above Taka 6,000	34	115	118	267
Total	44	123	193	369

All employees are full-time employee

xviii. A brief description of business strategy;

Silco Pharmaceuticals Limited has modern machines and technology that ensures quality products. The production sites follow the cGMP guidelines for environmental requirements of the manufacturing and packaging area, as well as comply with the EHS requirements. Manufacturing and packaging operations are carried out according to the validated methods through systematically qualified machines with full documentation at all stages of operations.

Proper quality of goods is maintained throughout the production and distribution process. Our main goal is to fill up the deficit of local demand and to export overseas in near future.

xix. A table containing the existing installed capacities for each product or service, capacity utilization for these products or services in the previous years, projected capacities for existing as well as proposed products or services and the assumptions for future capacity utilization for the next three years in respect of existing as well as proposed products or services. If the projected capacity utilization is higher than the actual average capacity utilization, rationale to achieve the projected levels.

Existing Capacity Utilization:

Sl.	Product	Unit	Insstalled capacity (Annual)	Actual Production during the period (Annual)	% of Capacity utilization during the period
1	Tablet	Pcs	280,000,000	174,795,990	62.43%
2	Capsules	Pcs	150,000,000	82,560,485	55.04%
3	Liquid Syrup	Bottles	4,000,000	3,159,950	79.00%
4	Dry Syrup	Bottles	1,000,000	536,948	53.69%
5	Pellet	Kg	300,000	141,856	47.29%
6	Powder	Phials	1,000,000	521,375	52.14%
7	Powder of Suspension	Bottles	500,000	405,085	81.02%
8	SRS Saline	Pcs	20,000,000	16,111,256	80.56%
Total			456,800,000	278,232,945	60.91%

Projected Capacity Utilization (After IPO):
Year-1

Sl.	Product	Unit	Insstalled capacity (Annual)	Expected Production during the period (Annual)	% of Capacity utilization during the period
1	Tablet	Pcs	364,000,000	235,981,200	64.83%
2	Capsules	Pcs	195,000,000	121,621,500	62.37%
3	Liquid Syrup	Bottles	4,000,000	3,159,950	79.00%
4	Dry Syrup	Bottles	1,300,000	783,120	60.24%
5	Pellet	Kg	390,000	205,686	52.74%
6	Powder	Phials	1,300,000	743,730	57.21%
7	Powder of Suspension	Bottles	500,000	405,085	81.02%
8	SRS Saline	Pcs	20,000,000	16,111,256	80.56%
Total			586,490,000	379,011,527	64.62%

Year-2

Sl.	Product	Unit	Insstalled capacity (Annual)	Expected Production during the period (Annual)	% of Capacity utilization during the period
1	Tablet	Pcs	364,000,000	252,499,884	69.37%
2	Capsules	Pcs	195,000,000	130,135,005	66.74%
3	Liquid Syrup	Bottles	4,000,000	3,159,950	79.00%
4	Dry Syrup	Bottles	1,300,000	853,601	65.66%
5	Pellet	Kg	390,000	224,198	57.49%
6	Powder	Phials	1,300,000	803,228	61.79%
7	Powder of Suspension	Bottles	500,000	405,085	81.02%
8	SRS Saline	Pcs	20,000,000	16,111,256	80.56%
Total			586,490,000	404,192,207	68.92%

Year-3

Sl.	Product	Unit	Insstalled capacity (Annual)	Expected Production during the period (Annual)	% of Capacity utilization during the period
1	Tablet	Pcs	364,000,000	275,224,874	75.61%
2	Capsules	Pcs	195,000,000	141,847,155	72.74%
3	Liquid Syrup	Bottles	4,000,000	3,159,950	79.00%
4	Dry Syrup	Bottles	1,300,000	947,497	72.88%
5	Pellet	Kg	390,000	257,827	66.11%
6	Powder	Phials	1,300,000	899,616	69.20%
7	Powder of Suspension	Bottles	500,000	405,085	81.02%
8	SRS Saline	Pcs	20,000,000	16,111,256	80.56%
Total			586,490,000	438,853,260	74.83%

Rationale to achieve the projected levels:

The Company has projected that the capacity utilization will increase. As the total market is increased day by day and market share of the company is increasing. Hence, the management of the Company thinks that the projected capacity is attainable.

e. Description of Property:
i. Location and area of the land, building, principal plants and other property of the company and the condition thereof;

The written down value of land, building, principal plants and other property of the company as per audited accounts as at June 30, 2017 are stated as below:

Name of the Assets	WDA as at June 30, 2017
Land & Land Development	74,854,740
Building	346,520,497
Plant & Machinery	695,981,020
Electrical Equipment	15,287,541
Electrical Installation	28,595,994
Furniture & Fixture	11,939,015
Office Equipment	6,976,609
Computer	2,558,451
Transformer	6,317,820
Vehicles	1,511,430
Air Condition	3,312,573
Fire Extinguisher	2,635,610
Total	1,196,491,301

Location and Area of Land

The only factory of Silco Pharmaceuticals is situated on a 45,000 sqft. leasehold land at BSCIC Industrial area in Khadimnagar, Sylhet. This land was taken under 99 years operating lease agreement on December 30, 1998 (2,000 sqft.) and August 31, 2003 (43,000 sqft.).

ii. Whether the property is owned by the company or taken on lease;

All the assets of the Company are purchased assets in its own name and none of the assets was taken on lease, other than the land used for factory building which is taken as an operating lease for 99 years and the registered office of the Company is on rented premises.

iii. Dates of purchase, last payment date of current rent (খাজনা) and mutation date of lands, deed value and other costs including details of land development cost, if any and current use thereof;

Deed No	Date of Lease	Location	Mutation Date	last date of current rent(খাজনা)/ Premium	Deed Value	Land Development & Other Cost	Area of Land	Current Use
বিসিক/শিন/খাদিম/পাঃ-২০/১৯০(৩)	30.12.1998 (2,000 sqft) and 31.08.2003 (43,000 sqft) The Lease period is for 99 Years	BSCIC Industrial area, Khadimnagar, Sylhet	Ownership of the land held with lessor (BSCIC) & mutation is in the name of BSCIC also. The Company only pays premium and service charges to BSCIC and premium is already fully paid	19.09.2017	1,820,851	73,033,889	45,000 Sft	Factory Building

iv. The names of the persons from whom the lands have been acquired/proposed to be acquired along with the cost of acquisition and relation, if any, of such persons to the issuer or any sponsor or director thereof;

The land used by the company is taken under 99 years operating lease agreement from Bangladesh Small & Cottage Industries Corporation (BSCIC) in December 30, 1998 (2,000 sqft.) and August 31, 2003 (43,000 sqft.) and lease payment is fully paid.

v. Details of whether the issuer has received all the approvals pertaining to use of the land, if required;

The Company has taken approval from the BSCIC industrial area for using the land.

vi. If the property is owned by the issuer, whether there is a mortgage or other type of charge on the property, with name of the mortgagee;

The land, factory building and machinery was mortgaged with Prime Bank Limited against long term loan. But the term loan has been paid off on January 07, 2018.

vii. If the property is taken on lease, the expiration dates of the lease with name of the lessor, principal terms and conditions of the lease agreements and details of payment;

Silco Pharmaceuticals Limited has taken leased land from Bangladesh Small and Cottage Industries Corporation (BSCIC) as operating lease for 99 years in the year 1998 and 2003 as well. At that time SPL has paid an amount of BDT 462,120 to BSCIC as a premium. Following is the principal terms and conditions of the lease agreements and details of payment.

Contract	Material parts of the agreement	
Land Lease Agreement with BSCIC Industrial Estate, Khadimnagar, Sylhet	Signing Date:	December 30, 1998 (2,000 sqft.) & August 31, 2003 (43,000 sqft.)
	Tenure:	The Agreement shall be valid for 99 (Ninety-nine) years from the date of agreement and also renewable
	Principal Terms and Condition:	<p>1. According to Article 1, the Lessee has paid Tk. 9,08,013.40 in part payment of premium for the demised property and pay to the Lessor and balance of the premium of Tk. 8,52,260.00 according to the terms contained in Schedule II.</p> <p>2. According to Article 3 that during this indenture the Lessee shall carry out at his own cost all necessary clearing, filling, leveling etc. of the demised property.</p> <p>3. According to Article 4, the Lessee shall commence manufacturing operation on the land within two years from the date of the commencement of the lease, failing which the lease will be liable to be terminated but the lessor may for just, and sufficient reasons, extend the period.</p> <p>4. According to Article 9, that the lessee shall not without the previous written permission and sanction of the lessor, sell exchange, gift away, charge mortgage, assigned, sub-let or otherwise dispose of part with or encumber the demised property or any part thereof.</p> <p>5. According to Article 18, In the event of the lessee's failure to pay any sum due as rent, premium or any other account under or in accordance with these presents or if the lessee's business be wound up voluntarily or otherwise the lessor</p>

		<p>shall entitled to re-enter into or upon the demised property.</p> <p>6. During the period continuance of this the Lessor shall be entitled to revise the rent of the demised property at the expiry of every 30 years, provided that if Lessor shall decide to enhance the rent, the enhance rent shall not exceed 12.5% of the rent than existing.</p> <p>7. The annual rent is payable by the Lessee in two equal half yearly installments, one on the 1st day of July & the other on the 1st day of January each year.</p>
--	--	--

The company also has another operating lease agreement with respect of rental of its registered office and liaison office in Dhaka. Relevant information of the operating lease agreement with the landlord is as follows:

Particulars	Lease Agreement for Dhaka Office
Lessor	Md. Shamim Hossain
Lessee	Silco Pharmaceuticals Ltd
Date of lease Agreement	February 23, 2017
Effective Date of Tenancy	April 01, 2017
Period of lease	Two (02) years
Date of lease Expiration	March 31, 2019
Description of leased Asset	Office Premises
Location of leased Asset	House-54 (2 nd Floor), Road-06, Nikunjo (South), Khilkhet, Dhaka-1229, Bangladesh

Particulars	Lease Agreement for Registered and Corporate Office
Lessor	Dr. A. K. M Zakaria
Lessee	Silco Pharmaceuticals Ltd
Date of lease Agreement	July 01, 2014
Effective Date of Tenancy	January 01, 2015
Period of lease	Six (06) years
Date of lease Expiration	December 31, 2020
Description of leased Asset	Office Premises
Location of leased Asset	House-41, Nurani, Bankalpara, Subid Bazar, Sylhet-3100, Bangladesh



Prospectus

viii. Dates of purchase of plant and machineries along with sellers' name, address, years of sale, condition when purchased, country of origin, useful economic life at purchase and remaining economic life, purchase price and written down value;

Date of Purchase	Name of Machineries	Seller Name	Seller Address	Condition when Purchase	Country of Origin	Economic Life	Remaining Economic Life	No of Unit	Unit Purchase Price	Total Purchase Price in BDT
26/08/2009	Two-Bed Demineralizer	Osmo water Treatment Plant	Dr.Foyez Complex Sylhet	Brand New	Korea	10	2	1	4,433,200	4,433,200
31/08/2009	S.S.Vat	Nipun Industries	Plot# Kunia Pacher, Bora Bari Gacha Road, National University Tongi Gazipur	Brand New	Bangladesh	10	2	15	2,125,723	31,885,845
27/05/2009	Colloid Mill	Prime engineering	567/1C, Khilgaon (north-south) Corner of Fly Over Dhaka-1219	Brand New	Bangladesh	10	2	2	2,544,500	5,089,000
12/3/2009	Water Bath	Paradise Scientific Company	Mamun Plaza (Ground Floor) 31-Shaid Nazrul Islam Sharak, Dhaka	Brand New	Indian	10	2	3	35,000	105,000
12/3/2009	Hot Plat	Paradise Scientific Company	Mamun Plaza (Ground Floor) 31-Shaid Nazrul Islam Sharak, Dhaka	Brand New	Holand	10	2	1	548,450	548,450
27/10/2009	Heating Mantel	Dyeam Scientific Company	22/23 Delower Complex, 26-Shaid Nazrul Islam Sharak, Hatkhola Dhaka	Brand New	China	10	2	1	987,650	987,650
27/10/2009	Laminar Air Flow	Dyeam Scientific Company	22/23 Delower Complex, 26-Shaid Nazrul Islam Sharak, Hatkhola Dhaka	Brand New	Singapore	10	2	1	657,700	657,700
27/02/2009	HPLC-UK-VIS Detector Liquid chromatograph	Paradise Scientific Company	Mamun Plaza (Ground Floor) 31-Shaid Nazrul Islam Sharak, Dhaka	Brand New	Japan	10	2	4	7,500,000	30,000,000
27/02/2009	Infra-Red Spectrophotometer	Paradise Scientific Company	Mamun Plaza (Ground Floor) 31-Shaid Nazrul Islam Sharak, Dhaka	Brand New	U.S.A	10	2	3	6,181,000	18,543,000
27/11/2009	Tablet Compression Machine	Jaguar 27	87, Lake circus, Kalabagan Dhaka-1205	Brand New	India	10	2	1	8,000,705	8,000,705
28/03/2010	Generator 215 KKA	Rashid Entreprise	172 Nawabpur, Dhaka	Brand New	Singapore	10	3	2	7,550,000	15,100,000



Prospectus

Date of Purchase	Name of Machineries	Seller Name	Seller Address	Condition when Purchase	Country of Origin	Economic Life	Remaining Economic Life	No of Unit	Unit Purchase Price	Total Purchase Price in BDT
20-11-2010	DPB-250FS Flat-Plate Automatic Blister Packing Machine	Zhejiang Hualian pharmaceutical Machinery Co Ltd.	No.28, Ruihu Road, Zhejiang Province, China	Brand New	China	10	2	1	1,624,296	1,624,296
20-11-2010	DTJ-C Semi Auto Capsule filling Machine	Zhejiang Hualian pharmaceutical Machinery Co Ltd.	No.28, Ruihu Road, Zhejiang Province, China	Brand New	China	10	2	1	1,010,673	1,010,673
12/7/2010	Water Distillation Plant	Osmo water Treatment Plant	Dr.Foyez Complex Sylhet	Brand New	Korea	10	3	1	36,872,000	36,872,000
16/01/2010	Bottle Dryer	Nipun Industries	Plot# Kunia Pacher, Bora Bari Gacha Road, National University Tongi Gazipur	Brand New	India	10	3	7	1,225,000	8,575,000
31/08/2010	Tray Dryer	Nipun Industries	Plot# Kunia Pacher, Bora Bari Gacha Road, National University Tongi Gazipur	Brand New	India	10	3	1	1,600,000	1,600,000
16/01/2010	S.S Tray	Prime engineering	567/1C, Khilgaon (north-south) Corner of Fly Over Dhaka-1219	Brand New	Bangladesh	10	3	105	250,000	26,250,000
11/8/2010	Mass Mixture machine	Nipun Industries	Plot# Kunia Pacher, Bora Bari Gacha Road, National University Tongi Gazipur	Brand New	India	10	3	8	2,050,000	16,400,000
31/08/2010	S.S. Vat	Nipun Industries	Plot# Kunia Pacher, Bora Bari Gacha Road, National University, Tongi, Gazipur	Brand New	Bangladesh	10	3	32	1,170,470	37,455,031
23/12/2010	Tablet Compression Machine	Saminaz	87, Lake circus, Kalabagan Dhaka-1205	Brand New	Bangladesh	10	3	2	4,200,000	8,400,000
23/12/2010	Fluid Bed Dryer	Nipun Industries	Plot# Kunia Pacher, Bora Bari Gacha Road, National University Tongi Gazipur	Brand New	Bangladesh	10	3	5	1,667,500	8,337,500
31/08/2010	HAVC System	All Air International	146/A, (2 nd Floor), Kuripara, Uttarkhan, Uttara, Dhaka	Brand New	China	10	3	1	92,479,194	92,479,194
26/8/2011	Two-Bed Demineralizer	Osmo water Treatment Plant	Dr. Foyez Complex Sylhet	Brand New	Korea	10	4	13	1,802,180	23,428,340
31/8/2011	S.S. Vat	Nipun Industries	Plot# Kunia Pacher, Bora Bari Gacha Road, National University Tongi Gazipur	Brand New	Bangladesh	10	4	8	650,000	5,200,000



Prospectus

Date of Purchase	Name of Machineries	Seller Name	Seller Address	Condition when Purchase	Country of Origin	Economic Life	Remaining Economic Life	No of Unit	Unit Purchase Price	Total Purchase Price in BDT
31/8/2011	S.S . Bowel	Prime engineering	567/1C,Khilgaon(north-south)Corner of Fly Over Dhaka-1219	Brand New	Bangladesh	10	4	30	300,000	9,000,000
27/5/2011	Colloid Mill	Prime engineering	567/1C,Khilgaon(north-south)Corner of Fly Over Dhaka-1219	Brand New	Bangladesh	10	4	2	1,600,000	3,200,000
12/3/2011	Water Bath	Paradise Scientific Company	Mamun Plaza (Ground Floor)31-Shaid Nazrul Islam Sharak,Dhaka	Brand New	India	10	4	15	10,000	150,000
12/3/2011	Hot Plat	Paradise Scientific Company	Mamun Plaza (Ground Floor)31-Shaid Nazrul Islam Sharak,Dhaka	Brand New	Holand	10	4	18	150,000	2,700,000
27/10/2011	Heating Mantel	Dyeam Scientific Company	22/23Delower Complex,26-Shaid Nazrul Islam Sharak,Hatkhola Dhaka	Brand New	China	10	4	20	190,000	3,800,000
27/10/2011	Laminar Air Flow	Dyeam Scientific Company	22/23Delower Complex,26-Shaid Nazrul Islam Sharak,Hatkhola Dhaka	Brand New	Singapore	10	4	3	90,000	270,000
27/02/2011	HPLC-UK-VIS Detector Liquid chromatograph	Paradise Scientific Company	Mamun Plaza (Ground Floor) 31-Shaid Nazrul Islam Sharak, Dhaka	Brand New	Japan	10	4	3	7,500,000	22,500,000
27/02/2011	Infra-Red Spectrophotometer	Paradise Scientific Company	Mamun Plaza (Ground Floor)31-Shaid Nazrul Islam Sharak,Dhaka	Brand New	U.S.A	10	4	2	3,690,000	7,380,000
2/1/2011	Spectrophotometer	Dyeam Scientific Company	22/23Delower Complex,26-Shaid Nazrul Islam Sharak,Hatkhola Dhaka	Brand New	U.K	10	4	1	550,000	550,000
17/02/2011	Vacuum Oven	Paradise Scientific Company	Mamun Plaza (Ground Floor)31-Shaid Nazrul Islam Sharak,Dhaka	Brand New	India	10	4	5	720,000	3,600,000
10/3/2011	P.P Cap Seallinh Machine	Nipun Industries	Plot# Kunia Pacher, Bora Bari Gacha Road, National Unversity Tongi Gazipur	Brand New	India	10	4	2	7,800,000	15,600,000



Prospectus

Date of Purchase	Name of Machineries	Seller Name	Seller Address	Condition when Purchase	Country of Origin	Economic Life	Remaining Economic Life	No of Unit	Unit Purchase Price	Total Purchase Price in BDT
20/3/2011	Tablet Compression Machine	Saminaz	87,Lalacircus,Kalabagon Dhaka-1205	Brand New	India	10	4	5	6,650,000	33,250,000
20/3/2011	Water Distillation Plant	Osmo water Treatment Plant	Dr.Foyez Complex Sylhet	Brand New	Korea	10	4	1	8,218,000	8,218,000
2/4/2011	Fluid Bed Dryer	Nipun Industries	Plot# Kunia Pacher,Bora Bari Gacha Road,National University Tongi Gazipur	Brand New	India	10	4	2	14,300,000	28,600,000
10/11/2011	Bliater Machine	Prime engineering	567/1C,Khilgaon(north-south)Corner of Fly Over Dhaka-1219	Brand New	USA	10	4	1	45,102,452	45,102,452
08/05/2012	Pharmaceuticals Capital Machinery	Wenzhou Hengton Water Treatment Co.Ltd.	839,8th road, 1st avenue, Binhai garden Wenzhou Eco , China	Brand New	China	10	4	1	503,419	503,419
01/02/2012	Tooling Machinery (Dies & Punch)	STEC Machinery	Trivani park Industrial Road, Ahmedabad, India.	Brand New	India	10	4	1	16,175	16,175
28/3/2012	Generator 215 KKA	Rashid Entreprise	172 Nawabpur, Dhaka	Brand New	Singapore	10	5	1	7,866,372	7,866,372
27/05/2012	HVAC System	Mayesha Engineering	146/A, (2 nd Floor), Kuripara, Uttarkhan, Uttara, Dhaka	Brand New	Bangladesh	10	5	1	67,914,034	67,914,034
12/10/2012	Floor Scale	Paradise Scientific Company	Mamun Plaza (Ground Floor)31-Shaid Nazrul Islam Sharak,Dhaka	Brand New	India	10	5	1	120,000	120,000
12/7/2012	Water Distillation Plant	Osmo water Treatment Plant	Dr.Foyez Complex Sylhet	Brand New	Korea	10	5	1	15,018,000	15,018,000
16/01/2012	Bottle Dryer	Nipun Industries	Plot# Kunia Pacher, Bora Bari Gacha Road,National University Tongi Gazipur	Brand New	India	10	5	2	2,900,000	5,800,000
31/08/2012	Tray Dryer	Nipun Industries	Plot# Kunia Pacher,Bora Bari Gacha Road,National University Tongi Gazipur	Brand New	India	10	5	1	1,500,000	1,500,000
16/01/2012	S.S Tray	Prime engineering	567/1C,Khilgaon(north-south)Corner of Fly Over Dhaka-1219	Brand New	Bangladesh	10	5	15	2,700,000	40,500,000



Prospectus

Date of Purchase	Name of Machineries	Seller Name	Seller Address	Condition when Purchase	Country of Origin	Economic Life	Remaining Economic Life	No of Unit	Unit Purchase Price	Total Purchase Price in BDT
8/4/2012	P.P Cap Seallinh Machine	Nipun Industries	Plot# Kunia Pacher, Bora Bari Gacha Road, National University Tongi Gazipur	Brand New	India	10	5	2	2,800,000	5,600,000
11/8/2012	Mass Mixture machine	Nipun Industries	Plot# Kunia Pacher, Bora Bari Gacha Road, National University Tongi Gazipur	Brand New	India	10	5	4	2,081,390	8,325,560
5/2/2012	Floor Scale	Paradise Scientific Company	Mamun Plaza (Ground Floor)31-Shaid Nazrul Islam Sharak, Dhaka	Brand New	India	10	5	1	120,000	120,000
11/8/2012	Mass Mixture machine	Nipun Industries	Plot# Kunia Pacher, Bora Bari Gacha Road, National University Tongi Gazipur	Brand New	India	10	5	2	800,000	1,600,000
5/2/2012	Six Stage Dissolution Rate Test apparatus	Dyeam Scientific Company	22/23Delower Complex, 26-Shaid Nazrul Islam Sharak, Hatkhola Dhaka	Brand New	India	10	5	1	160,000	160,000
17/1/2012	Proximity Switch	Buchodn Machinery Co.Ltd	9 emtioveui 1-RO 163 Beon-GIL, 425-100, REP.	Brand New	South Korea	10	5	1	21,769	21,769
27/12/2012	Solenoid Valve	Buchodn Machinery Co.Ltd	9 emtioveui 1-RO 163 Beon-GIL, 425-100, REP.	Brand New	South Korea	10	5	1	55,415	55,415
3/5/2012	Electric Balance Trooper	Paradise Scientific Company	Mamun Plaza (Ground Floor)31-Shaid Nazrul Islam Sharak, Dhaka	Brand New	Bangladesh	10	5	6	18,000	108,000
31/08/2012	S.S.Vat	Nipun Industries	Plot# Kunia Pacher, Bora Bari Gacha Road, National University Tongi Gazipur	Brand New	Bangladesh	10	5	8	650,000	5,200,000
02/11/2013	Pharmaceuticals Capital Machinery	General Machinery Company	31/32, Shivshakti INDL. Estate, Andheri Kurla Road, Andheri, Mumbai	Brand New	India	10	5	1	503,419	503,419
18/07/2013	Manual Capsule filling Machine (S.S. Model)	Anchor Mark Private Limited	101 A, Kandivili Co-Operative Indl. Estate , Charkop Kandivli (W), India	Brand New	India	10	5	1	261,920	261,920
18/07/2013	DPB-260D Automatic Capsule loader	Anchor Mark Private Limited	102 A, Kandivili Co-Operative Indl. Estate , Charkop Kandivli (W), India	Brand New	India	10	5	1	353,893	353,893



Prospectus

Date of Purchase	Name of Machineries	Seller Name	Seller Address	Condition when Purchase	Country of Origin	Economic Life	Remaining Economic Life	No of Unit	Unit Purchase Price	Total Purchase Price in BDT
29/01/2013	Flame Photometer	BUCK Scientific , Inc.	58 Fort Point Street.East Norwalk, Ct 06855., USA	Brand New	USA	10	5	1	480,541	480,541
04/03/2013	Automatic Sachet Packing Machine Model: SDXD11	Sanghai Nanshi Foreign Economic Corporation & Trading Co. Ltd	62, Pusan road, Pudong Shanghai, China	Brand New	China	10	5	1	1,258,599	1,258,599
7/11/2013	Laminar Air Flow for Collecting Sample	Saarc group	4,Shah Ali Bag Mirpur Dhaka-1216	Brand New	Bangladesh	10	6	2	300,000	600,000
31/12/2013	Air Cutter	Future Electric	401,402, Latif Center, 3th Floor, Zindabazar, Sylhet	Brand New	Korea	10	6	16	80,000	1,280,000
21/11/2013	Liquid Filter Machine	Prime engineering	567/1C,Khilgaon(north-south)Corner of Fly Over Dhaka-1219	Brand New	India	10	6	1	110,000	110,000
21/08/2013	Cap Sealing Machine	Nipun Industries	Plot# Kunia Pacher,Bora Bari Gacha Road,National Unversity Tongi Gazipur	Brand New	India	10	6	3	250,000	750,000
13/08/2013	Dust Collector	Prince Electronics	567/1C,Khilgaon(north-south)Corner of Fly Over Dhaka-1219	Brand New	Bangladesh	10	6	1	80,000	80,000
21/11/2013	Liquid Filter Machine	Prime engineering	567/1C,Khilgaon(north-south)Corner of Fly Over Dhaka-1219	Brand New	India	10	6	1	110,000	110,000
13/11/2013	Fluid Bed Dryer	Nipun Industries	Plot# Kunia Pacher,Bora Bari Gacha Road,National Unversity Tongi Gazipur	Brand New	India	10	6	2	10,391,100	20,782,200
17/9/2013	Melting Point Apparatus	Paradise Scientific Company	Mamun Plaza (Ground Floor)31-Shaid Nazrul Islam Sharak,Dhaka	Brand New	Indian	10	6	1	250,000	250,000
17/9/2013	Ph Meter	Paradise Scientific Company	Mamun Plaza (Ground Floor)31-Shaid Nazrul Islam Sharak,Dhaka	Brand New	Italy	10	6	2	10,000	20,000
17/09/2013	Magnetic Strirre with Bar	Paradise Scientific Company	Mamun Plaza (Ground Floor)31-Shaid Nazrul Islam Sharak,Dhaka	Brand New	Indian	10	6	1	30,000	30,000



Prospectus

Date of Purchase	Name of Machineries	Seller Name	Seller Address	Condition when Purchase	Country of Origin	Economic Life	Remaining Economic Life	No of Unit	Unit Purchase Price	Total Purchase Price in BDT
26/02/2013	Standrad Weght Box	Paradise Scientific Company	Mamun Plaza (Ground Floor)31-Shaid Nazrul Islam Sharak,Dhaka	Brand New	China	10	6	1	25,000	25,000
17/09/2013	Leck Test unit For Blister	Paradise Scientific Company	Mamun Plaza (Ground Floor)31-Shaid Nazrul Islam Sharak,Dhaka	Brand New	China	10	6	2	90,000	180,000
29/10/2013	Fuming Cup Board	Dyeam Scientific Company	22/23Delower Complex,26-Shaid Nazrul Islam Sharak,Hatkholo Dhaka-1203	Brand New	Bangladesh	10	6	2	35,000	70,000
26/05/2013	Autoclave	Paradise Scientific Company	Mamun Plaza (Ground Floor)31-Shaid Nazrul Islam Sharak,Dhaka	Brand New	Indian	10	6	1	36,000	36,000
26/05/2013	Colony Contet	Paradise Scientific Company	Mamun Plaza (Ground Floor)31-Shaid Nazrul Islam Sharak,Dhaka	Brand New	Indian	10	6	1	7,000	7,000
5/9/2013	Carver Hydraulic Press	Paradise Scientific Company	Mamun Plaza (Ground Floor)31-Shaid Nazrul Islam Sharak,Dhaka	Brand New	U.S.A	10	6	1	200,000	200,000
11/2/2013	Vacuum Pump	Paradise Scientific Company	Mamun Plaza (Ground Floor)31-Shaid Nazrul Islam Sharak,Dhaka	Brand New	China	10	6	1	200,000	200,000
11/2/2013	Muffle Furnace	Paradise Scientific Company	Mamun Plaza (Ground Floor)31-Shaid Nazrul Islam Sharak, Dhaka	Brand New	Holand	10	6	1	150,000	150,000
11/2/2013	Machinery Parts	Prime Enginnering	567/1C Khilgong, Dhaka	Brand New	China	10	6	1	23,056,002	23,056,002
27/02/2013	Infra-Red Spectrophotometer	Paradise Scientific Company	Mamun Plaza (Ground Floor)31-Shaid Nazrul Islam Sharak,Dhaka	Brand New	U.S.A	10	6	1	1,690,000	1,690,000
5/9/2013	Carver Hydraulic Press	Paradise Scientific Company	Mamun Plaza (Ground Floor)31-Shaid Nazrul Islam Sharak,Dhaka	Brand New	U.S.A	10	6	1	200,000	200,000
18/01/2014	Automatic Blister Packing Machine	Ruian Shengtai Pharmaceutical Machinery Co Ltd.	Shngbu industrial Area,Dongshan, Ruian,Zhejing, China	Brand New	China	10	6	2	1,339,595	2,679,191



Prospectus

Date of Purchase	Name of Machineries	Seller Name	Seller Address	Condition when Purchase	Country of Origin	Economic Life	Remaining Economic Life	No of Unit	Unit Purchase Price	Total Purchase Price in BDT
20/08/2014	Air Compressor	Rashid Enterprise	206 Nawab pur Road Dhaka-1100	Brand New	Germany	10	7	5	2,545,006	12,725,030
23/01/2014	Dehumidifier	Rashid Enterprise	206 Nawab pur Road Dhaka-1100	Brand New	China	10	7	10	2,300,000	23,000,000
23/01/2014	Effluent Treatment Plant	Mayesha Engineering	146/A, (2 nd Floor), Kuripara, Uttarkhan, Uttara, Dhaka	Brand New	Bangladesh	10	7	1	15,605,000	15,605,000
20/03/2014	Multimill	Nipun Industries	Plot# Kunia Pacher, Bora Bari Gacha Road, National University Tongi Gazipur	Brand New	India	10	7	1	209,500	209,500
18/08/2015	Spare Parts For JD-23 Stn-D & JD-27 Stn B Double rotary Tablet Machine	General Machinery Company	31/32, Shivshakti INDL. Estate, Andheri Kurla Road, Andheri, Mumbai	Brand New	India	10	7	1	12,015	12,015
5/9/2015	Spare Parts	Genarel Machinery Co.	32 Shivshakti Industrial state, Kurla Road, Andheri, Mumbai.	Brand New	India	10	8	3	30,000	90,000
22/11/2015	S.S Vat	Nipun Industries	Plot# Kunia Pacher, Bora Bari Gacha Road, National University Tongi Gazipur	Brand New	Bangladesh	10	8	10	650,000	6,500,000
25/11/2015	Double Rotary Tableting Machine	M/s. General Machinery Company	31/32, Shivshakti Industril Estate. Andheri Kurla Road. Andheri (E). Mumbai-400 059	Brand New	India	10	8	1	3,000,000	3,000,000
26/01/2015	Demineralizer, River Osmosis System	Osmo water Treatment Plant	Dr. Foyez Complex, Sylhet	Brand New	China	10	8	1	9,546,900	9,546,900
5/7/2015	HVAC System	Mayesha Engineering	146/A, (2 nd Floor), Kuripara, Uttarkhan, Uttara, Dhaka	Brand New	Bangladesh	10	8	1	21,026,100	21,026,100
5/7/2015	Electric Balance	Paradise Scientific Company	Mamun Plaza (Ground Floor) 31-Shaid Nazrul Islam Sharak, Dhaka-1203	Brand New	Korea	10	8	20	60,000	1,200,000
17/09/2015	Dispensing Booth	All-air International	Kuripara, Uttarkhan, Uttara Dhaka-1230	Brand New	China	10	8	3	1,250,000	3,750,000



Prospectus

Date of Purchase	Name of Machineries	Seller Name	Seller Address	Condition when Purchase	Country of Origin	Economic Life	Remaining Economic Life	No of Unit	Unit Purchase Price	Total Purchase Price in BDT
10/10/2015	Hot Plat	Buchodn Machinery Co. Ltd	9emtioveui 1-RO 163Beon-GIL, 425-100, REP.	Brand New	South Korea	10	8	1	36,574	36,574
10/3/2015	Microscope	Paradise Scientific Company	Mamun Plaza (Ground Floor)31-Shaid Nazrul Islam Sharak,Dhaka-1203	Brand New	China	10	8	2	30,000	60,000
10/3/2015	Hot Plat With Magnetic Stirrer	Paradise Scientific Company	Mamun Plaza (Ground Floor)31-Shaid Nazrul Islam Sharak,Dhaka-1203	Brand New	Indian	10	8	1	700,000	700,000
11.01.2016	Spares Parts of Blister Packing Machine	Buchon Machinery Co, Ltd.	9 EMTIBEUI 1-RO 163-GIL Danwon -Gu, Ansan-SI,GYEONGGI-DO, 425-100, Korea.	Brand New	Korea	10	8	1	539,395	539,395
13/02/2016	Apoxy System	Allair International	146/A, (2 nd Floor), Kuripara, Uttarkhan, Uttara, Dhaka	Brand New	Bangladesh	10	8	1	63,665,407	63,665,407
05/05/2016	Machinery Parts	Prime Enginnering	567/1C Khilgong, Dhaka	Brand New	China	10	8	1	44,750,050	44,750,050
22/10/2016	Dehumidifier Model:My-550p	WUXI One Touch Business Services co. Ltd	11, Ping An Wealth Center, Binhu District, Wuxi City, China	Brand New	China	10	8	2	177,750	362,646
22/10/2016	Dehumidifier Model:HXX-890 ARC	WUXI One Touch Business Services co. Ltd	11, Ping An Wealth Center, Binhu District, Wuxi City, China	Brand New	China	10	8	4	17,080	87,492
22/10/2016	Dehumidifier Model:HXX-8138 ARC	WUXI One Touch Business Services co. Ltd	11, Ping An Wealth Center, Binhu District, Wuxi City, China	Brand New	China	10	8	3	22,057	67,501
22/10/2016	Dehumidifier Model:HXX-890T	WUXI One Touch Business Services co. Ltd	11, Ping An Wealth Center, Binhu District, Wuxi City, China	Brand New	China	10	8	3	22,057	67,501
22/10/2016	Filter 610X610X70MM	WUXI One Touch Business Services co. Ltd	11, Ping An Wealth Center, Binhu District, Wuxi City, China	Brand New	China	10	8	40	3,255	144,363



Prospectus

Date of Purchase	Name of Machineries	Seller Name	Seller Address	Condition when Purchase	Country of Origin	Economic Life	Remaining Economic Life	No of Unit	Unit Purchase Price	Total Purchase Price in BDT
22/10/2016	Filter 1210X610X70MM	WUXI One Touch Business Services co. Ltd	11, Ping An Wealth Center, Binhu District, Wuxi City, China	Brand New	China	10	8	50	5,775	294,549
22/10/2016	Filter 610X610X290MM	WUXI One Touch Business Services co. Ltd	11, Ping An Wealth Center, Binhu District, Wuxi City, China	Brand New	China	10	8	15	6,407	109,274
22/10/2016	Filter 592X592X292MM	WUXI One Touch Business Services co. Ltd	11, Ping An Wealth Center, Binhu District, Wuxi City, China	Brand New	China	10	8	20	5,925	27,270
22/10/2016	Filter F7	WUXI One Touch Business Services co. Ltd	11, Ping An Wealth Center, Binhu District, Wuxi City, China	Brand New	China	10	8	2	13,367	47,321
22/10/2016	Filter F9	WUXI One Touch Business Services co. Ltd	11, Ping An Wealth Center, Binhu District, Wuxi City, China	Brand New	China	10	8	2	14,615	38,901
22/10/2016	Filter1200X600X50MM	WUXI One Touch Business Services co. Ltd	11, Ping An Wealth Center, Binhu District, Wuxi City, China	Brand New	China	10	8	10	3,610	36,829
23/09/2016	Air Shower Model: AS-IPIS	BioBase Meihua Trading Co, Ltd.	51, South Gongye Road, Jinan, Shandong, China	Brand New	China	10	8	1	233,050	233,050
23/09/2016	Pass Box Model: PB-01	BioBase Meihua Trading Co, Ltd.	51, South Gongye Road, Jinan, Shandong, China	Brand New	China	10	8	4	35,550	142,200
23/09/2016	Pass Box Model: PB-03	BioBase Meihua Trading Co, Ltd.	51, South Gongye Road, Jinan, Shandong, China	Brand New	China	10	8	2	43,450	86,900
23/09/2016	Air Shower Model: ASPB-01	BioBase Meihua Trading Co, Ltd.	51, South Gongye Road, Jinan, Shandong, China	Brand New	China	10	8	1	46,215	46,215
26/09/2016	10 Station D Tooling Mini Tablet Pre SS Machine EGMP Model	Konark Machine Tools	1, Ananda nagar NR Ramdev Pir mandir Chandlodia, Ahmedabad, India	Brand New	India	10	8	1	459,351	459,351



Prospectus

Date of Purchase	Name of Machineries	Seller Name	Seller Address	Condition when Purchase	Country of Origin	Economic Life	Remaining Economic Life	No of Unit	Unit Purchase Price	Total Purchase Price in BDT
04/07/2016	Dies & punches for 16.4X7.95 MM D- Type Compression Machine	Pharmatech Engineering company	604 Wagle Estate, India	Brand New	India	10	8	23	147,400	147,400
04/08/2016	Dies & punches for 6.35 MM D- Type Compression Machine	Pharmatech Engineering company	605 Wagle Estate, India	Brand New	India	10	8	25	196,440	196,440
04/09/2016	Dies & punches for 6 MM D- Type Compression Machine	Pharmatech Engineering company	606 Wagle Estate, India	Brand New	India	10	8	25	196,440	196,440
04/10/2016	Feed Frame for Jaguar J.D	Pharmatech Engineering company	607 Wagle Estate, India	Brand New	India	10	8	1	67,736	67,736
24/06/2017	Complete Set Of Pharmaceuticals Machinery	Konark Machine Tools	1, Ananda nagar NR Ramdev Pir mandir Chandlodia, Ahmedabad, India	Brand New	India	10	9	1	4,540,539	4,540,539
10/01/2017	Colloid Mill	Prime engineering	567/1C,Khilgaon, Dhaka-1219	Brand New	Bangladesh	10	9	8	1,409,600	11,276,800
12/03/2017	Water Bath	Paradise Scientific Company	Mamun Plaza, 31-Shaid Nazrul Islam Sharak,Dhaka-1203	Brand New	Indian	10	10	7	145,000	1,015,000
12/03/2017	Batch Printing Machine	Prime engineering	567/1C,Khilgaon, Dhaka-1219	Brand New	India	10	10	5	550,000	2,750,000
10/04/2017	Coatney Machine	Paradise Scientific Company	Mamun Plaza, 31-Shaid Nazrul Islam Sharak,Dhaka-1203	Brand New	Korea	10	10	2	12,540,267	25,080,534
24/04/2017	Blister Maxhine	Prime engineering	567/1C,Khilgaon, Dhaka-1219	Brand New	China	10	10	2	39,718,100	79,436,200
Total										1,121,070,030

The written down value (WDV) of the Plant & Machinery as at June 30, 2017 is BDT 695,981,020/-



ix. Details of the machineries required to be bought by the issuer, cost of the machineries, name of the suppliers, date of placement of order and the date or expected date of supply, etc.

SL.	Item Name	Countr y of Origin	Technical Specification	Quantit y in Set	Unit price in USD / Set	Total Price in USD	Total Price in BDT	Name of Supplier	Date of Placement of Order	Date or Expected Date of Supply																								
1	45 STATION "D" TOOLING DOUBLE SIDED ROTARY TABLETING MACHINE MODEL: SQUERE cGMP ADDITIONAL EQUIPMENT: FRONT CONTROL SYSYTEM & A.C FREQUENCY DRIVE	India	<table border="1"> <tr><td>Output tablets / Hr. Maximum</td><td>270000</td></tr> <tr><td>Max. Operating Pressure-Main (KN)</td><td>65</td></tr> <tr><td>Max. Tablet Diameter</td><td>16 mm</td></tr> <tr><td>Max. Depth of Fill</td><td>17 mm</td></tr> <tr><td>Upper Punch Entry Main</td><td>3 to 6 mm</td></tr> <tr><td>Power Total (Kw/Hp)</td><td>6.70 / 9.00</td></tr> <tr><td>Main Motor (Kw/Hp)</td><td>5.50 / 7.50</td></tr> <tr><td>Force Feeder Motor (Kw/Hp)</td><td>0.18 / 0.25</td></tr> <tr><td>Electrical Supply</td><td>415 V / 3 Phase / 50 Hz</td></tr> <tr><td>Overall Dimensions (L X W X H) in mm</td><td>1440 X 1430 X 1920</td></tr> <tr><td>Net Weight (Kg)</td><td>2500</td></tr> <tr><td>Gross Weight (Kg)</td><td>2835</td></tr> </table>	Output tablets / Hr. Maximum	270000	Max. Operating Pressure-Main (KN)	65	Max. Tablet Diameter	16 mm	Max. Depth of Fill	17 mm	Upper Punch Entry Main	3 to 6 mm	Power Total (Kw/Hp)	6.70 / 9.00	Main Motor (Kw/Hp)	5.50 / 7.50	Force Feeder Motor (Kw/Hp)	0.18 / 0.25	Electrical Supply	415 V / 3 Phase / 50 Hz	Overall Dimensions (L X W X H) in mm	1440 X 1430 X 1920	Net Weight (Kg)	2500	Gross Weight (Kg)	2835	2	100,000	200,000		KONARK MACHINE TOOLS	N/A	N/A
Output tablets / Hr. Maximum	270000																																	
Max. Operating Pressure-Main (KN)	65																																	
Max. Tablet Diameter	16 mm																																	
Max. Depth of Fill	17 mm																																	
Upper Punch Entry Main	3 to 6 mm																																	
Power Total (Kw/Hp)	6.70 / 9.00																																	
Main Motor (Kw/Hp)	5.50 / 7.50																																	
Force Feeder Motor (Kw/Hp)	0.18 / 0.25																																	
Electrical Supply	415 V / 3 Phase / 50 Hz																																	
Overall Dimensions (L X W X H) in mm	1440 X 1430 X 1920																																	
Net Weight (Kg)	2500																																	
Gross Weight (Kg)	2835																																	
2	AUTOMATIC BATCH PRINTING MACHINE MODEL : LKFC-50C	China	Carton Size: Length: 100mm to 320mm, Width: 40mm to 185mm Printing Speed 125 / 180 / 250 Carton per minute Power 3 Phase / 0.25 HP / 414 V / 1440 RPM Printing Area Max. 45mm X 75mm Use of Letter Rubber Stereo Dimensions (L) 863mm (34") (W) 762mm (30") 610mm (24") Net Weight 115 Kgs. Approx. Gross Weight 195 Kgs. Approx.	2	15,000	30,000		ZAMAN TRADING CORPORATI ON	N/A	N/A																								
3	TURN TABLE 30" TYPE: UN SCRAMBLER MODEL: cGMP.	India	<ul style="list-style-type: none"> •Height adjustable 850 to 950 mm., •Suitable for different type of container, •S.S. Elegantly Matt Finished Body., •Speed Variable Step pully System UTILITY REQUIREMENT Electrical supply : 3 Phase+ Neutral + Earthing, Electrical load : 1.0 KW	2	20,000	40,000		KONARK MACHINE TOOLS	N/A	N/A																								
4	AUTOMATIC DRY SYRUP POWDER FILLING MACHINE TYPE: SINGLE HEAD AUGUR (WITH SERVO DRIVE & HMI (Delta Make) 05 GMS TO 30 GMS FILLING AUGUR AND FUNNEL MODEL: GMP ADDITIONAL EQUIPMENT: ACRYLIC COVER (MONOBLOCK TYPE)		<table border="1"> <tr><td>Contact parts</td><td>S.S.316</td></tr> <tr><td>Output</td><td>30-40 Bottles / Minute [Depends Upon Material Property]</td></tr> <tr><td>Hopper capacity</td><td>25 LTR</td></tr> <tr><td>Conveyor Belt</td><td>S.S. 304</td></tr> <tr><td>Accuracy</td><td>+/- 1%</td></tr> <tr><td>Power</td><td>440 V AC 3 PHASE – 4 CORE WIRE SYSTEM</td></tr> <tr><td>Electrical Motor</td><td>1HP/440 Volts/ 3Phase/ 50 Hz (Four wire) For Main Machine</td></tr> <tr><td>Conveyor Height</td><td>850 mm to 950 mm Adjustable.</td></tr> <tr><td>Container Size</td><td>Ø 22 mm to Ø 75 mm, Maximum Height 210 mm</td></tr> <tr><td>Cap Size</td><td>22 mm to 58 mm (With the help of required change parts)</td></tr> <tr><td>Overall Dimension</td><td>1150 mm(L) X 650 mm(W) Approx.</td></tr> </table>	Contact parts	S.S.316	Output	30-40 Bottles / Minute [Depends Upon Material Property]	Hopper capacity	25 LTR	Conveyor Belt	S.S. 304	Accuracy	+/- 1%	Power	440 V AC 3 PHASE – 4 CORE WIRE SYSTEM	Electrical Motor	1HP/440 Volts/ 3Phase/ 50 Hz (Four wire) For Main Machine	Conveyor Height	850 mm to 950 mm Adjustable.	Container Size	Ø 22 mm to Ø 75 mm, Maximum Height 210 mm	Cap Size	22 mm to 58 mm (With the help of required change parts)	Overall Dimension	1150 mm(L) X 650 mm(W) Approx.	2	65,000	130,000		KONARK MACHINE TOOLS	N/A	N/A		
Contact parts	S.S.316																																	
Output	30-40 Bottles / Minute [Depends Upon Material Property]																																	
Hopper capacity	25 LTR																																	
Conveyor Belt	S.S. 304																																	
Accuracy	+/- 1%																																	
Power	440 V AC 3 PHASE – 4 CORE WIRE SYSTEM																																	
Electrical Motor	1HP/440 Volts/ 3Phase/ 50 Hz (Four wire) For Main Machine																																	
Conveyor Height	850 mm to 950 mm Adjustable.																																	
Container Size	Ø 22 mm to Ø 75 mm, Maximum Height 210 mm																																	
Cap Size	22 mm to 58 mm (With the help of required change parts)																																	
Overall Dimension	1150 mm(L) X 650 mm(W) Approx.																																	



Prospectus

5	BLISTER MACHINE MODEL: SQUERE cGMP ADDITIONAL EQUIPMENT: FRONT CONTROL SYSYTEM & A.C FREQUENCY DRIVE	India	Electrical power: 7.5 kw, 380 - 415v, ac. 3 phase + n+e Cooling capacity: 1200 k. Cal / hour Water cooler: 7-9 liters / minute at min. Pressure 1.5 bar Compressed air: 150-350 liters / minute at pressure 6 kgs /cm. Sq	1	155,000	155,000		SHANGHAI CHENGXIAN G MACHINERY CO., LTD.	N/A	N/A
6	AUTOMATIC CAP SEALING MACHINE MODEL: SQUERE cGMP	India	Number of Heads: Single Head, Cap Diameter: 13 mm, 20 mm and 32 mm, Container Diameter: 16 mm to 49 mm, Height: 33 mm to 105 mm, Electrical Rating: 0.5 HP, Power: 440 V, Height of Conveyor: 800 to 850 mm, Weight: 350 kg	1	19,000	19,000		ZAMAN TRADING CORPORATI ON	N/A	N/A
7	AUTOMATIC CARTONING MACHINE MODEL: SQUERE cGMP	India	Voltage: 380V, 50HZ, 3 Phase Power(W): 50 KW Weight: 10 Tons	1	120,000	120,000			N/A	N/A
8	CUNE BLANDER MODEL: SQUERE cGMP ADDITIONAL EQUIPMENT: FRONT CONTROL SYSYTEM & A.C FREQUENCY DRIVE	India	Max. Depth of Fill	17 mm	1	75,000	75,000	KONARK MACHINE TOOLS	N/A	N/A
			Upper Punch Entry Main	3 to 6 mm						
			Power Total (Kw/Hp)	6.70 / 9.00						
			Main Motor (Kw/Hp)	5.50 / 7.50						
			Force Feeder Motor (Kw/Hp)	0.18 / 0.25						
			Electrical Supply	415 V / 3 Phase / 50 Hz						
			Overall Dimensions (L X W X H) in mm	1440 X 1430 X 1920						
			Net Weight (Kg)	2500						
Gross Weight (Kg)	2835									
9	FLUID BED DRYER MODEL: SQUERE cGMP ADDITIONAL EQUIPMENT: FRONT CONTROL SYSYTEM & A.C FREQUENCY DRIVE	India	Square GMP Model, Machine is having C.I. Body & C.I. Middle Plate, Easy and more thorough cleaning, Excellent and operator friendly material feeding system, Lower guards of polished stainless steel, Upper guards of transparent acrylic material, Digital. Tablet cum RPM counter, Turret of special grade C.I. Casting, Aluminum Turret guards, Higher Turret speed 17 to 40 RPM, Phosphorous bronze bush provided inside the turret hole, Imported needle roller bearing provided at the bottom of turret, Cam tracks & pressure rolls made out of alloy steel, Worm is made of phosphorous bronze material, Upper punch penetration system, Effective dust extraction nozzle, Inter lock to all guards, Variable speed pulley, Disc type friction clutch start system, One shot lubrication system, Double sided lifting cams, Anti vibration mounts, Overload pressure release system	1	120,000	120,000		KONARK MACHINE TOOLS	N/A	N/A
10	AUTOMATIC LABELLING MACHINE MODEL: SQUERE cGMP ADDITIONAL EQUIPMENT: FRONT CONTROL SYSYTEM & A.C FREQUENCY DRIVE	India	Bottle size (Ø): 15mm Ø to 90mm Ø, Products: Round/Flat Products, Output speed: 120 to 150 Products/Minute (Speed depends on label and products size), Label size Min: 15 mm (H) x 35 mm (L) &Max: 90mm (H) x 150 mm (L) Working Height: 850 mm ± 50 mm Adjustable, Power Consumption: 2.5 KVA, Power Supply: Single Phase + Neutral + Earthing/ 230 V AC/ 50Hz, Air Supply: 4 to 6 kg/cm ² (If use Contact type Batch Printer), Net Weight: 350 Kg Approx., Dimensions: 1525 mm (L)x 950 mm (W)x 1800mm(H) Approx.	2	70,000	140,000		KONARK MACHINE TOOLS	N/A	N/A



Prospectus

11	AUTOMATIC LIQUID LINE DOUBLE SIDED ROTARY MACHINE MODEL: SQUERE cGMP ADDITIONAL EQUIPMENT: FRONT CONTROL SYSYTEM & A.C FREQUENCY DRIVE	India	Model PLF-100 PLF-150 PLF-200 Output/Hour 2400 to 6000*3600 to 9000*5000 to 12000* Direction of Movement Left to Right No. of Head/Syringe 4 Nos. 6 Nos. 8 Nos. Fill Size**5 ml to 1000 ml Power Consumption Main Machine 1 HP / 415 Volts / 50 Hz., 1.5 HP / 415 Volts / 50Hz. Conveyor 0.5 HP / 415 Volts / 50Hz. Height of Conveyor 800 mm to 850 mm adjustable	1	85,000	85,000			N/A	N/A														
12	SEMI AUTOMATIC POWDER FILLING MACHINE TYPE: AGAR MODEL: KSAPF-40, WITH 10 GRAM TO 30 GRAM FILL SIZE		<table border="1"> <tr> <td>Contact parts</td> <td>S.S.316</td> </tr> <tr> <td>Construction</td> <td>S.S. 304</td> </tr> <tr> <td>Output</td> <td>15 bottles / minute 30 GMs Filling Size</td> </tr> <tr> <td>Hopper capacity</td> <td>25 LTR</td> </tr> <tr> <td>Accuracy</td> <td>± 2% for uniform density and free flowing powder at controlled humidity level below 28 %</td> </tr> <tr> <td>Power</td> <td>440 V AC 3 PHASE – 4 CORE WIRE SYSTEM</td> </tr> <tr> <td>FILL SIZE</td> <td>10 gram to 100 gram with the help of different Augur and depending on the Neck dia. of the container.</td> </tr> </table>	Contact parts	S.S.316	Construction	S.S. 304	Output	15 bottles / minute 30 GMs Filling Size	Hopper capacity	25 LTR	Accuracy	± 2% for uniform density and free flowing powder at controlled humidity level below 28 %	Power	440 V AC 3 PHASE – 4 CORE WIRE SYSTEM	FILL SIZE	10 gram to 100 gram with the help of different Augur and depending on the Neck dia. of the container.	1	45,000	45,000		KONARK MACHINE TOOLS	N/A	N/A
Contact parts	S.S.316																							
Construction	S.S. 304																							
Output	15 bottles / minute 30 GMs Filling Size																							
Hopper capacity	25 LTR																							
Accuracy	± 2% for uniform density and free flowing powder at controlled humidity level below 28 %																							
Power	440 V AC 3 PHASE – 4 CORE WIRE SYSTEM																							
FILL SIZE	10 gram to 100 gram with the help of different Augur and depending on the Neck dia. of the container.																							
Total						\$1,159,000	97,356,000																	

*The cost of the above-mentioned machinery price may vary at actual due to fluctuation of the USD exchange rate and will be adjusted accordingly.

x. In case the machineries are yet to be delivered, the date of quotations relied upon for the cost estimates given shall also be mentioned;

There are no such machineries which are yet to be delivered.

xi. If plant is purchased in brand new condition then it should be mentioned;

All plants and machineries of the Company were purchased in brand new condition.

**AUDITOR'S CERTIFICATE REGARDING PURCHASED IN BRAND NEW
CONDITION OF MACHINERIES**

This is to certify that based on books of accounts, records and other relevant documents provided by management to us, **Silco Pharmaceuticals Limited** purchased and installed brand new condition Plant and Machineries. We also observed that, no re-conditioned or second hand plant & machinery is used by Silco Pharmaceuticals Limited.

Sd/-

Place: Dhaka;
Dated: October 10, 2017

AHMAD & AKHTAR
Chartered Accountants

- xii. **Details of the second hand or reconditioned machineries bought or proposed to be bought, if any, including the age of the machineries, balance estimated useful life, etc. as per PSI certificates of the said machineries as submitted to the Commission;**

The Company neither purchased any second hand or reconditioned machineries nor has any plan to purchase in future.

- xiii. **A physical verification report by the issue manager(s) regarding the properties as submitted to the Commission;**

**FACTORY VISIT REPORT FROM ISSUE MANAGERS
OF
SILCO PHARMACEUTICALS LIMITED**

This is to certify that, we have visited the registered office & factory of Silco Pharmaceuticals Limited on August 08, 2017 by Mr. Tahid Ahmed Chowdhury, FCCA and Md. Uzzal Hossain. And on December 21, 2017 by City Bank Capital Resources Limited, where we have found the registered office and factory as details below:

Particulars	Name & Designation	Company
Visited by	Ershad Hossain Managing Director & CEO	City Bank Capital Resources Limited
	Tanzim Alamgir VP & Head of Structured Finance	
	Tahid Ahmed Chowdhury, FCCA Managing Director	EBL Investments Limited
	Md. Uzzal Hossain Managing Director & CEO (Current Charge)	Citizen Securities & Investment Limited
Accompanied by	Dr. Md Badrul Haque Rukan Managing Director Monjur Alam Chief Financial Officer Tingku Ranjan Sarker Company Secretary	Silco Pharmaceuticals Limited

Company overview:

Silco Pharmaceuticals Limited was incorporated in Bangladesh on January 25, 1995 with the Registrar of Joint Stock Companies and Firms vide registration number C-27781(1627)/95 as a Public Limited Company under Companies Act, 1914.

According to the certificate of Commencement the date of commercial operation is 25 January, 1995, but the Company received the drug manufacturing license on 29 October, 2003 and the commercial operation has started on 30 October, 2003

The principal activities of the Company are to manufacturing, selling and distributing pharmaceutical products throughout Bangladesh.

The capital structure of the company is as follows:

Authorized Capital : Tk. 1,050,000,000.00

Paid up Capital : Tk. 643,700,000.00
 Proposed IPO Size : Tk. 300,000,000.00 (3.00 Crore Shares @ Tk. 10.00 each)
 IPO Size (in share) : 30,000,000 Shares

Registered and Corporate office:

The Registered and corporate office of the company is situated at 41, Nurani, Bankalpara, Subid Bazar, Sylhet-3100, Bangladesh. This office space is rented by the Company.

Factory Location:

The factory is situated at BSCIC Industrial Estate, Khadimnagor, Sylhet-3103, Bangladesh. This land has been taken from Bangladesh Small Cottage Industries Corporation (BSCIC) for 99 years lease.

Nature of Business:

Silco Pharmaceuticals Limited has engaged in manufacturing and marketing of pharmaceuticals finished products in the categories of Antibiotics, Analgesics, Anti diabetics, Narcotics, Antipyretics, Anti-inflammatory Drugs, Antiulcerants, Multi medicines which are sold mainly in local market. It has set up a modern pharmaceutical plant that is equipped with advanced and modern machineries and technologies.

Principal Products:

SPL has the following types of products:

1. Tablet
2. Capsules
3. Liquid Syrup
4. Dry Syrup
5. Pellet
6. Powder
7. Powder Suspension
8. SRS Saline

Description of Property:

We have identified the properties of Silco Pharmaceuticals Limited are as follows:

1. **Land:** We have found that 45,000 sqft of land, located at BSCIC Industrial Estate, Khadimnagor, Sylhet-3103, Bangladesh. The said land surrounded by boundary wall.
2. **Details of Buildings:** Details of the buildings status are discussed below:

No. of Buildings	Description of Buildings	Type (Brick/Tin/Prefabricated Steel)	Total Floor Area	Status of Use
Building – A	Three Storied Building (Ground floor-8,681 sqft, 1 st floor-8,681 sqft, 2 nd floor-4,682 sqft)	RCC-Grade Beam, RCC-Floor Slab, RCC-Pillar, RCC- Slab with Beam, RCC-Stair, RCC- Lintel, Brick Wall, Plaster, Wall Paint, Inside wall- Plastic Paint, Outside Wall- Weather Coat Thai Aluminum & 5mm Glass in window, Industrial Door, M.S Grill in Window.	22,044 sqft	Factory Building
Building-B	Three Storied Building (Ground floor-3,927 sqft, 1 st floor-1,507 sqft, 2 nd floor-1,507 sqft)	RCC-Grade Beam, RCC-Floor Slab, RCC-Pillar, RCC- Slab with Beam, RCC-Stair, RCC- Lintel, Brick Wall, Plaster, Wall Paint, Inside wall- Plastic Paint, Outside Wall- Weather Coat Thai Aluminum & 5mm Glass in window, Industrial Door, M.S Grill in Window.	6,941 sqft	Factory Building

Building-C	One Storied Building (Guest room-560 sqft & Electric Substation-333 sqft)	RCC-Footing & Short Column, RCC-Grade Beam, RCC-Floor Slab, RCC-Pillar, RCC-Slab with Beam, RCC-Lintel, Brick Wall Plaster, Wall Paint, Inside side, Plastic Paint, Outside Wall- Weather Coat, Thai Aluminum & 5mm Glass in window, Industrial Door, M.S Grill in Window.	893 sqft	Guest room & Electric Substation
Building-E	One Storied Building	RCC-Grade Beam, RCC-Floor Slab, RCC-Pillar, RCC- Slab with Beam, RCC-Stair, RCC-Lintel, Brick Wall, Plaster, Wall Paint, Inside wall- Plastic Paint, Outside Wall- Weather Coat, Thai Aluminum & 5mm Glass in window, Industrial Door, M.S Grill in Window.	1,200 sqft	Ware House
Building-F	Three Storied Building (Each floor-400 sqft)	RCC-Grade Beam, RCC-Floor Slab, RCC-Pillar, RCC- Slab with Beam, RCC-Stair, RCC-Lintel, Brick Wall, Plaster, Wall Paint, Inside wall- Plastic Paint, Outside Wall- Weather Coat Thai Aluminum & 5mm Glass in window, Industrial Door, M.S Grill in Window.	1,200 sqft	ETP Building
Building-G	One Storied Building	Brick Wall, Rooftop with Tin Shade, Plaster, Wall Paint, Inside wall- Plastic Paint, Outside Wall- Weather Coat, Steel window, M.S Grill in Window, Industrial Door.	1,400 sqft	Air Compressor & Generator Building- 1
Building-H	One Storied Building	Brick Wall, Rooftop with Tin Shade, Plaster, Wall Paint, Inside wall- Plastic Paint, Outside Wall- Weather Coat, Steel window, M.S Grill in Window, Industrial Door.	400 sqft	Air Compressor & Generator Building- 2
Total			34,078sqft	

3. Machinery:

Name of Machineries	No of Unit
Two-Bed Demineralizer	1
S.S.Vat	15
Colloid Mill	2
Water Bath	3
Hot Plat	1
Heating Mantel	1
Laminar Air Flow	1
HPLC-UK-VIS Detector Liquid chromatograph	4
Infra-Red Spectrophotometer	3
Tablet Compression Machine	1
Generator 215 KKA	2
R.O. System 250Litres/Hour with necessary Arrangement	5
Floor Scale	1
Water Distilation Plant	4
Bottle Dryer	7
Tray Dryer	2
S.S Tray	105
Mass Mixture machine	8

Name of Machineries	No of Unit
Centeal Ac	4
S.S.Vat	32
Tablet Compression Machine	2
Fluid Bed Dryer	5
Horizontal adutomatic Sachet Packing Machine	2
Dehumidifier	80
Two-Bed Demineralizer	13
S.S. Vat	8
S.S. Bowel	30
Colloid Mill	2
Water Bath	15
Hot Plat	18
Heating Mantel	20
Laminar Air Flow	3
HPLC-UK-VIS Detector Liquid chromatograph	3
Infra-Red Spectrophotometer	2
Spectrophotometer	1
Vacuum Oven	5
P.P Cap Seallinh Machine	2
Tablet Compression Machine	5
Water Distilation Plant	1
Fluid Bed Dryer	2
Bliater Machine	1
Generator 215 KKA	1
Floor Scale	1
Water Distilation Plant	1
Bottle Dryer	2
Tray Dryer	1
S.S Tray	15
P.P Cap Seallinh Machine	2
Mass Mixture machine	4
Floor Scale	1
Mass Mixture machine	2
Centeal Ac	2
Six Stage Dissolution Rate Test apparatus	1
Proximity Switch	1
Solenoid Valve	1
Electric Balance Trooper	6
S.S.Vat	8
Horizontal adutomatic Sachet Packing Machine	1
Air Conditioning	15
Water Distilation Plant	1
Blister Packing Machine Flat-Plate	1
Laminar Air Flow for Collecting Sample	2
Air Cutter	16
Hand Capsule Filling Machine	2
Air Cutter	16
Liquid Filter Machine	1
Cap Sealing Machine	3
Dust Collector	1

Name of Machineries	No of Unit
Liquid Filter Machine	1
Fluid Bed Dryer	2
Melting Point Apparatus	1
Ph Meter	2
Magnetic Stirrer with Bar	1
Standard Weight Box	1
Leak Test unit For Blister	2
Fuming Cup Board	2
Autoclave	1
Colony Counter	1
Carver Hydraulic Press	1
Vacuum Pump	1
Muffle Furnace	1
Infra-Red Spectrophotometer	1
Carver Hydraulic Press	1
Automatic Blister Packing Machine	1
Air Compressor	5
Capsule Polishing Machine	1
Dehumidifier	10
Dehumidifier	10
Electric Balance Trougher	6
Bottle Washing Machine	1
S.S. Storage Vessel	2
Thickness Tester	2
Stop watch	1
Digital Slide Callipers	3
Karl Fischer Titrator	1
Hot Air Oven	1
CPU	12
Monitor	15
Printer	5
UPS	10
Friability Test Unit	1
Multimill	1
Hot Air Sterilizer	1
Incubator	1
Thickness Tester	2
Digital Slide Callipers	2
Karl Fischer Titrator	1
Hot Air Oven	1
Leak Test Apparatus	1
Hot Air Sterilizer	1
Friability Test Unit	1
Incubator	1
Leak Test Apparatus	1
Spare Parts	3
S.S Vat	10
Double Rotary Tableting Machine	1
Demineralizer, Reverse Osmosis System	1
Electric Balance	20
Electric Balance	20

Name of Machineries	No of Unit
Hygrometer	50
Dispensing Booth	5
Hot Plat	1
Microscope	2
Hot Plat With Magnetic Stirrer	1
Sealling Fan	30
G.F.C Fan	20
Wall Fan	15
Proximity Switch	2
Solenoid Valve	1
Main Motor for Wider	3
Fluid Bed Dryer	1
Dehumidifier	1
Infra-Red Spectrophotometer	2
Liquid Tranfer Pump	1
Liquid Fiilling Machine	1
Blister Packing Machine Flat-Plate	3
Effluent Treatment Plant (ETP)	1
Shifter Machine	1
Humidity Chamber	1
Emergencey Eye Wash	1
Two-Bed Demineralizer	1
S.S.Vat	7
S.S. Bowel	3
Colloid Mill	8
Blister Maxhine	2
Water Bath	7
Batch Printing Machine	5
Walton Refrigeration	3
Konka Refrigerator	2
Coatney Machine	2

Besides these assets, we have also found other assets like Furniture & Fixture, Substation, Electrical Installation & Equipment, Office Equipment, Fire Equipment, Air Conditions & Others.

It is also mentionable here that during our visit, we also checked Inventory register and roster (Workers' duty register) and found satisfactory. The company has total 369 employees i.e. 123 working in Factory Building, 44 working in Head Office and total of 202 employees working in Marketing & Distribution. During our visit in Factory Premises approximately 100 employees & workers were found working in the company.

We also noticed that all machineries of SPL are in good condition and running well.

Signboard: The signboard of the Company is well displayed at the entry of the factory premises. No other signboard of any other companies has found inside the factory premises.

Comments: The factory is in production and running smoothly.

For the Issue Manager

Sd/-
Tahid Ahmed Chowdhury, FCCA
 Managing Director
 EBL Investments Limited

Sd/-
Ershad Hossain
 Managing Director & CEO
 City Bank Capital Resources Limited

Sd/-
Md. Uzzal Hossain
 Managing Director & CEO (Current Charge)
 Citizen Securities and Investment Limited

- xiv. If the issuer is entitled to any intellectual property right or intangible asset, full description of the property, whether the same are legally held by the issuer and whether all formalities in this regard have been complied with;**

The Issuer has no intellectual property right or intangible asset.

- xv. Full description of other properties of the issuer.**

Particulars	Written down value as on 30-June-2017
Electrical Equipment	15,287,541
Electrical Installation	28,595,994
Furniture & Fixture	11,939,015
Office Equipment	6,976,609
Computer	2,558,451
Transformer	6,317,820
Vehicles	1,511,430
Air Condition	3,312,573
Fire Extinguisher	2,635,610



Prospectus

f. Plan of Operation and Discussion of Financial Condition:

If the issuer had been in operation, the issuer's revenue and results from operation, financial position and changes in financial position and cash flows for the last five years or from commercial operation, which is shorter, shall be furnished in tabular form which shall, among others, include the following information:

Revenue and Results from operation:

Particulars	For the year ended					
	01-07-2016 to 30-06-2017	01-01-2016 to 30-06-2016 (6 month)	01-01-2015 to 31-12-2015	01-01-2014 to 31-12-2014 (Restated)	01-01-2013 to 31-12-2013 (Restated)	01-01-2012 to 31-12-2012 (Restated)
Sales	906,528,993	438,643,061	851,159,177	810,144,679	997,984,022	839,888,056
Less: Cost of Goods Sold	615,610,189	282,588,154	541,866,123	593,978,078	608,525,737	478,532,109
Gross Profit	290,918,804	156,054,907	309,293,054	216,166,601	389,458,285	361,355,947
Less: Operating Expenses	121,863,921	58,927,420	117,388,092	114,952,696	110,795,086	98,465,204
Profit from Operation	169,054,883	97,127,487	191,904,963	101,213,905	278,663,199	262,890,743
Less: Financial Expenses	3,353,598	656,427	3,153,342	3,875,423	972,548	5,602,548
Add: Other non-operation Income	567,269	125,452	368,595	352,187	216,854	162,548
Profit Before Contribution to WPPF	166,268,554	96,596,512	189,120,216	97,690,669	277,907,505	257,450,743
Less: Worker's Profit participation/welfare fund	7,917,550	4,599,834	9,005,725	4,651,937	13,233,691	12,259,559
Profit before Tax	158,351,004	91,996,678	180,114,491	93,038,732	264,673,814	245,191,183
Less: Provision for Income Tax	55,422,851	32,198,837	63,040,072	32,563,555	123,788,917	118,236,595
Net Profit after Tax	102,928,153	59,797,841	117,074,419	60,475,177	140,884,897	126,954,589



Prospectus

Statement of Financial Position:

Particulars	30-06-2017	30-06-2016	31-12-2015	31-12-2014 (Restated)	31-12-2013 (Restated)	31-12-2012 (Restated)
Non-Current Assets	1,255,558,189	1,141,233,305	1,050,213,667	1,067,279,694	1,040,806,394	929,379,359
Current Assets	734,595,336	696,120,532	712,980,760	591,507,118	534,549,514	453,825,053
Total Assets	1,990,153,525	1,837,353,837	1,763,194,426	1,658,786,812	1,575,355,908	1,383,204,412
Shareholders' Equity	1,635,712,653	1,532,784,502	1,472,986,660	755,912,241	681,427,973	434,462,145
Share Money Deposit	-	-	-	600,000,000	557,500,000	532,958,700
Non-Current Liabilities	182,551,872	165,242,077	158,249,178	149,611,882	123,295,007	98,758,770
Current Liabilities	171,889,000	139,327,258	131,958,588	153,262,690	213,132,928	317,024,797
Total Shareholders' Equity & Liabilities	1,990,153,525	1,837,353,837	1,763,194,426	1,658,786,812	1,575,355,908	1,383,204,412

Statement of Cash Flows:

Particulars	01-07-2016 to 30-06-2017	01-01-2016 to 30-06-2016 (6 months)	01-01-2015 To 31-12-2015	01-01-2014 to 31-12-2014 (Restated)	01-01-2013 to 31-12-2013 (Restated)	01-01-2012 to 31-12-2012 (Restated)
Net cash flow from Operating activities	215,406,934	133,999,811	76,600,815	35,794,206	141,698,461	61,595,968
Net cash flow from investing activities	(198,156,070)	(129,924,811)	(57,322,117)	(98,174,427)	(132,322,997)	(178,543,569)
Net Cash Flow from Financing Activities	(8,037,464)	(3,663,002)	(24,759,475)	63,586,347	2,037,827	115,396,734



Prospectus

a) Internal and external sources of cash;

(As per Audited Accounts -Amount in Taka)

Particulars	As at June 30, 2017	As at June 30, 2016 (6 months)	As at December 31, 2015	As at December 31, 2014 (restated)	As at December 31, 2013	As at December 31, 2012
Internal sources of cash:						
Share Capital	643,700,000	643,700,000	643,700,000	43,700,000	43,700,000	43,700,000
Retained Earnings	992,276,370	889,414,147	829,707,135	712,212,240	637,727,973	390,762,145
Sub-Total	1,635,712,653	1,532,784,502	1,472,986,660	755,912,241	681,427,973	434,462,145
External sources of cash:						
Share Money Deposit	-	-	-	600,000,000	557,500,000	532,958,700
Short term loan	-	-	-	15,446,015	11,661,235	34,164,708
Long term loan	1,304,831	5,988,697	8,875,272	21,176,990	-	-
Current Portion of Long Term Loan	6,021,600	6,021,600	6,141,600	-	-	-
Sub-Total	7,326,431	12,010,297	15,016,872	636,623,005	569,161,235	567,123,408
Grand Total	1,643,039,084	1,544,794,799	1,488,003,532	1,392,535,246	1,250,589,208	1,001,585,553

b) Any material commitments for capital expenditure and expected sources of funds for such expenditure;

Silco Pharmaceuticals Limited has no other material commitments for capital expenditures except for those mentioned in the Utilization of IPO proceeds in this prospectus.

c) Causes for any material changes from period to period in revenues, cost of goods sold, other operating expenses and net income;

The Company's revenue and other income as well as operating expenses and net income have continued to change due to increasing business volume.

(As per Audited Accounts-Amount in Taka)

Particulars	Year ended 30-06-2017	Year ended 30-06-2016 (6 months)	Year ended 31-12-2015	Restated		
				Year ended 31-12-2014	Year ended 31-12-2013	Year ended 31-12-2012
Sales Turnover	906,528,993	438,643,061	851,159,177	810,144,679	997,984,022	839,888,056
Cost of Goods Sold	615,610,189	282,588,154	541,866,123	593,978,078	608,525,737	478,532,109
Operating Expenses	121,863,921	58,927,420	117,388,092	114,952,696	110,795,086	98,465,204
Net Profit after tax	102,928,153	59,797,841	117,074,419	73,225,873	140,884,897	126,954,589

Reason for Material Changes:

Revenue: Revenue of the Company is growing steadily since Inception. For year ended December 31, 2012 Revenue was Tk.839,888,056 that increased by 18% in 2013 as the Company introduced few new products and entered into new market. But revenue in 2014 dropped significantly and stood at Tk.810,144,679 as Company reduced its selling price. Since then the company have steady growth in Revenue and stood at Tk. 906,528,993 for Year ended June 30, 2017.

Cost of Goods Sold: For the year ended 2012 COGS was 57% and in line with industry average and that increased to 61% in 2013 as the Revenue increased. The COGS stood at 73% in for the year ended December 31, 2014 because of raw material price was increased in international and local market. Since then Company had no material fluctuation in COGS and with industry average.

Operating Expenses: There are no material changes in Operating Expenses since 2012. The Operating Expenses stood at 11.7% in 2012 and since then had steady growth with Revenue growth and stood at 18.6% in 2017 and that is with industry average.

Net Income: There are no material changes in net income. The net income stood at 11.35% in 2017 and that is with industry average. The net income was 15% in 2012 and that steadily decreased as raw material prices and other operating expenses increased. The net profits of the Company are in line with industry average.

d) Any seasonal aspects of the issuer's business;

Pharmaceutical sector is a growing industry in Bangladesh. Around 97% of local demand is fulfilled by local pharmaceutical manufacturers. And few manufacturers also export in different countries. Our pharmaceutical sector does not see any seasonal variance since the local demand remain same throughout the year. Therefore, the company's business is not significantly affected.

e) Any known trends, events or uncertainties that may have material effect on the issuer's future business;

Though there are no known trends or events that shall have a material impact on the company's future business, the business operation of the Company may be affected by the following uncertainties:

- i) Increased production cost, ii) Increased competition, iii) Scarcity of power, iv) Political unrest, v) Natural disaster

f) Any assets of the company used to pay off any liabilities;

None of the operating assets of the company has been disposed of to liquidate any liabilities of the company.

g) Any loan taken from or given to any related party or connected person of the issuer with details of the same;

The company did not take or give any loan from or to any related party or connected person of the issuer.

h) Any future contractual liabilities the issuer may enter into within next one year, and the impact, if any, on the financial fundamentals of the issuer;

The company has no plan to enter into any contract creating future liabilities for the company except for those which are created in the normal course of business activities.

i) The estimated amount, where applicable, of future capital expenditure;

The Company has not any plan to make any capital expenditure except for those mentioned in the 'Use of Proceeds' section in this prospectus.

j) Any VAT, income tax, customs duty or other tax liability which is yet to be paid, including any contingent liabilities stating why the same was not paid prior to the issuance of the prospectus. Updated income tax status for the last 5 years or from commercial operation, which is shorter;

Value Added Tax (VAT): There is no VAT liability of the Company as on 30 June, 2017.

Customs Duty or other tax liability: There is no customs duty or other tax liability outstanding for the company as on 30 June, 2017.

Income Tax: The Company is a regular tax payer. The TIN number of the Company is 325025208929/Taxes Circles-30 (Company), Taxes Zone 02, Dhaka. Following are the details of income tax related information of the Company:

Accounting Year	Assessment Year	Assessment Status
30 June 2017	2017-2018	The assessee Company has submitted the return for the assessment year 2017-2018 under normal assessment scheme & assessment of the assessee Company is under process.
30 June 2016	2016-2017	The assessee Company has submitted the return for the assessment year 2016-2017 under normal assessment scheme & assessment of the assessee Company is under process.
31 December 2015	2016-2017	
31 December 2014	2015-2016	As per certificate given by DCT of Taxes Circle-30 (Company), Taxes Zone-02, Dhaka dated 21.12.2016 the Company's income tax assessment has been completed for the assessment year 2015-2016. Notice of Demand issued

		by Tax Authority for an amount of BDT 122,500/=, which is paid by the Company on August 08, 2018.
31 December 2013	2014-2015	As per certificate given by DCT of Taxes Circle-30 (Company), Taxes Zone-02, Dhaka dated 21.12.2016 the Company's income tax assessment has been completed for the assessment year 2014-2015. Notice of Demand issued by Tax Authority for an amount of BDT 73,500/=, which is paid by the Company on August 08, 2018.
31 December 2012	2013-2014	As per certificate given by DCT of Taxes Circle-30 (Company), Taxes Zone-02, Dhaka dated 21.12.2016 the Company's income tax assessment has been completed for the assessment year 2013-2014. Notice of Demand issued by Tax Authority for an amount of BDT 193,740/=, which is paid by the Company on August 08, 2018.

k) Any financial commitment, including lease commitment, the company had entered into during the past five years or from commercial operation, which is shorter, giving details as to how the liquidation was or is to be affected;

The Company did not enter into any kind of financial commitment, including lease commitment in the last five years.

l) Details of all personnel related schemes for which the company has to make provision for in future years;

The Company considers its human resources as the most valuable assets and the profitability of company largely depends on the efficient & effective productivity of human resources. The Company provides facilities and incentives to motivate employees for its continued profitability and prosperity.

The following benefits and related scheme are applicable for company's permanent payroll employees:

Yearly Increment	Upon management approval and salary brackets or scales, annual increments on basic salaries may be given to employees.
Allowances	According to pay scales, allowances are given for expenses such as house rent, conveyance, medical expense and mobile phone facility, weekly free medical checkup.
Festival Bonus	Two festival bonuses is paid to each employee.
WPPF	The Company provides 5% of its net profit before tax after charging such expense as Workers' Profit Participation in accordance with Bangladesh Labour (Amendment) Act, 2013.
Group Insurance	The Company has Group Insurance Policy in order to help employees keeping up sound health with Provati Insurance Company Limited

m) Break down of all expenses related to the public issue;

Particulars	Basis of Fees	Amount in BDT(approx.)	
Manager to the Issue fees:			3,450,000
Manager to the Issue fees	Maximum 2% (Two percent) of the public offer amount	3,000,000	
VAT against Issue Management fee	15% of Issue Management fees	450,000	
Fees related to listing with the stock exchanges:			4,474,800
Application Fee (DSE & CSE) each	Fixed	100,000	
Annual Fee for DSE & CSE	Fixed	943,700	
Listing Fees for Stock Exchanges (DSE & CSE)	@0.25% on Tk. 10 Crore and @ 0.15% on the balance amount of paid-up capital (minimum Tk. 50,000 and maximum Tk. 10,000,000 for each exchange)	3,031,100	
Data Transmission Fee for DSE & CSE	Fixed	400,000	
BSEC Fees:			1,250,000
Application Fee	Fixed	50,000	
Consent Fee	@ 0.40% on the public offering amount	1,200,000	
IPO Related Fees:			930,000
Underwriting Commission	@ 0.60% on the underwritten amount	630,000	
Auditors certification fees	At Actual	300,000	
CDBL Fees and Expenses:			773,648
Security Deposit	Fixed	500,000	
Documentation Fee	At Actual	2,500	
Annual Fee	At Actual	100,000	
Initial Public Offering fee	.0175% of total issue size (Pre & Post IPO)	165,148	
Connection Fee	At Actual	6,000	
Printing and post public offer expenses:			10,800,000
Publication of Abridged Version of Prospectus and notice in 4 daily newspaper	(Estimated, to be paid at actual)	600,000	
Publication of 5,000 number of Prospectus	(Estimated, to be paid at actual)	800,000	
Notice for prospectus, Lottery, Refund etc. in 4 daily news paper	(Estimated, to be paid at actual)	250,000	
Lottery related expenses including BUET fee	(Estimated, to be paid at actual)	800,000	
Data Processing and Share Software Charge	(Estimated, to be paid at actual)	7,800,000	
Courier Expenses	(Estimated, to be paid at actual)	200,000	
Administrative & Stationary Expense	(Estimated, to be paid at actual)	350,000	
Grand Total			21,678,448

NB: The cost of the above-mentioned IPO expenses may vary and will be adjusted accordingly.

- n) If the issuer has revalued any of its assets, the name, qualification and experiences of the valuer and the reason for the revaluation, showing the value of the assets prior to the revaluation separately for each asset revalued in a manner which shall facilitate comparison between the historical value and the amount after revaluation and giving a summary of the valuation report along with basis of pricing and certificates required under the revaluation guideline of the Commission;

No revaluation has been made to the Company's assets and liabilities.

- o) Where the issuer is a holding/subsidiary company, full disclosure about the transactions, including its nature and amount, between the issuer and its subsidiary/holding company, including transactions which had taken place within the last five years of the issuance of the prospectus or since the date of incorporation of the issuer, whichever is later, clearly indicating whether the issuer is a debtor or a creditor;

The Company has no subsidiary nor it is operated under any holding company nor does it have any associate company. Hence, no transaction has taken place.

- p) **Financial Information of Group Companies: following information for the last three years based on the audited financial statements, in respect of all the group companies of the issuer, wherever applicable, along with significant notes of auditors;**

The Company is not falling under any group of companies. SPL is an independent company and do not have any holding or subsidiary companies as well.

- q) **Where the Issuer is a Banking company, Insurance company, non-banking financial institution or any other company which is regulated and licensed by another primary regulator, a declaration by the board of directors shall be included in the prospectus stating that all requirements of the relevant laws and regulatory requirements of its primary regulator have been adhered to by the issuer;**

Silco Pharmaceuticals Limited is a manufacturing company.

- r) **A report from the auditors regarding any allotment of shares to any person for any consideration otherwise than cash along with relationship of that person with the issuer and rationale of issue price of the shares;**

A REPORT FROM THE AUDITORS REGARDING ANY ALLOTMENT OF SHARES TO ANY PERSON FOR ANY CONSIDERATION OTHERWISE THAN CASH ALONG WITH RELATIONSHIP OF THAT PERSON WITH THE ISSUER AND RATIONALE OF ISSUE PRICE OF THE SHARES

We certify that the Company has not issued any shares otherwise than for cash and the books of accounts of the Company have been verified and found in order.

Place: Dhaka
Date: 02 April, 2018

Sd/-
AHMAD & AKHTAR
Chartered Accountants

- s) **Any material information, which is likely to have an impact on the offering or change the terms and conditions under which the offer has been made to the public;**

There is no material information, which is likely to have an impact on the offering or change the terms and conditions under which the offer has been made to the public.

- t) **Business strategies and future plans – projected financial statements shall be required only for companies not started commercial operation yet and authenticated by chairman, two directors, managing director, CFO and company secretary;**

Business Strategies:

Business strategies of SPL are as follows:

The Company is committed to manufacture products with strict adherence to the Drug Administration Guideline. The aim of the promoters is to produce and provide quality & innovative healthcare relief for people, maintain stringently ethical standard in business operation also ensuring benefit to the shareholders, stakeholders and the society at large. The management of the company has the following objectives:

1. To enhance productivity to the extent of market demands;
2. To ensure sound supply chain;
3. To strengthen building blocks to consolidate the product framework;
4. To maintain strict compliance to good governance norms and regulations to ensure long-term sustainability of the company;
5. To build synergy among resources and activities to ensure maximum outputs from resource;
6. To expand eco-friendly manufacturing breed.

Future plans:

In persuasion of aforesaid Strategies SPL and its experienced team have been working insistently keeping in consideration future as well. SPL has planned for acquisition of Machineries & Equipments, Construction and Other Civil Works by using IPO proceeds.

- u) **Discussion on the results of operations shall inter-alia contain the following:**

- 1) **A summary of the past financial results after adjustments as given in the auditor's report containing significant items of income and expenditure;**

Particulars	Year ended 30-June-17	Year ended 30-June-16 (6 month)	Year ended 31-Dec-15	Year ended 31-Dec-14 (Restated)	Year ended 31-Dec-13(Restated)	Year ended 31-Dec-12(Restated)
Non-Current Assets	1,255,558,189	1,141,233,305	1,050,213,667	1,067,279,694	1,040,806,394	929,379,359
Current Asset	734,595,336	696,120,532	712,980,760	591,507,118	534,549,514	453,825,053
Shareholders' Equity	1,635,712,653	1,532,784,502	1,472,986,660	755,912,241	681,427,973	434,462,145
Share Money Deposit	-	-	-	600,000,000	557,500,000	532,958,700
Non-Current Liabilities	182,551,872	165,242,077	158,249,178	149,611,882	123,295,007	98,758,770
Current Liabilities	171,889,000	139,327,258	131,958,588	153,262,690	213,132,928	317,024,797
Sales Turnover	906,528,993	438,643,061	851,159,177	810,144,679	997,984,022	839,888,056
Gross Profit	290,918,804	156,054,907	309,293,054	216,166,601	389,458,285	361,355,947
Net profit before tax	158,351,004	91,996,678	180,114,491	93,038,732	264,673,814	245,191,184
Net Profit after tax	102,928,153	59,797,841	117,074,419	60,475,177	140,884,897	126,954,589

2) A summary of major items of income and expenditure;

Major items of income:

Particulars	Year ended 30-June-17	Year ended 30-June-16 (6 month)	Year ended 31-Dec-15	Year ended 31-Dec-14 (Restated)	Year ended 31-Dec-13(Restated)	Year ended 31-Dec-12(Restated)
Turnover	906,528,993	438,643,061	851,159,177	810,144,679	997,984,022	839,888,056
Non-operating Income	567,269	125,452	368,595	352,187	216,854	162,548

Major items of expenses:

Particulars	Year ended 30-June-17	Year ended 30-June-16 (6 month)	Year ended 31-Dec-15	Year ended 31-Dec-14 (Restated)	Year ended 31-Dec-13(Restated)	Year ended 31-Dec-12(Restated)
Cost of Goods Sold	615,610,189	282,588,154	541,866,123	593,978,078	608,525,737	478,532,109
Operating Expenses	121,863,921	58,927,420	117,388,092	114,952,696	110,795,086	98,465,204
Income Tax Expenses	55,422,851	32,198,837	63,040,072	32,563,555	123,788,917	118,236,595

3) The income and sales on account of major products or services;

There are Eight main products categories of the Company. As of June 30, 2017 the contribution to Company's total revenue as follows:

Sl. No.	Product	Sales	Income	Percentage (%)
1	Tablet	542,648,255	61,612,792	59.86%
2	Capsules	205,510,123	23,333,812	22.67%
3	Liquid Syrup	49,315,177	5,599,292	5.44%
4	Dry Syrup	21,938,002	2,490,861	2.42%
5	Pellet	18,674,497	2,120,320	2.06%
6	Powder	10,425,083	1,183,674	1.15%
7	Powder of Suspension	7,342,885	833,718	0.81%
8	SRS Saline	50,674,971	5,753,684	5.59%
Total		906,528,993	102,928,153	100.00%

4) In case, other income constitutes more than 10% of the total income, the breakup of the same along with the nature of the income, i.e., recurring or non-recurring;

The other income of the Company is generated through sale of wastage. The other Income of SPL is not more than 10% of the total income as of June 30, 2017.

5) If a material part of the income is dependent upon a single customer or a few major customers, disclosure of this fact along with relevant data. Similarly, if any foreign customer constitutes a significant portion of the issuer's business, disclosure of the fact along with its impact on the business considering exchange rate fluctuations;

The Company's income is not dependent upon a single customer or a few major customers.

6) In case the issuer has followed any unorthodox procedure for recording sales and revenues, its impact shall be analyzed and disclosed.

The issuer has not followed any unorthodox procedure for recording sales and revenues.

v) Comparison of recent financial year with the previous financial years on the major heads of the profit and loss statement, including an analysis of reasons for the changes in significant items of income and expenditure, inter-alia, containing the following:

(As per Audited Accounts-Amount in Taka)

Particulars	Year ended June 30, 2017	Year ended June 30, 2016 (6 month)	Year ended December 31, 2015	Year ended 31-Dec-14 (Restated)	Year ended 31-Dec-13 (Restated)	Year ended 31-Dec-12 (Restated)
Sales	906,528,993	438,643,061	851,159,177	810,144,679	997,984,022	839,888,056
Less: Cost of Goods Sold	615,610,189	282,588,154	541,866,123	593,978,078	608,525,737	478,532,109
Gross Profit	290,918,804	156,054,907	309,293,054	216,166,601	389,458,285	361,355,947
Less: Operating Expenses	121,863,921	58,927,420	117,388,092	114,952,696	110,795,086	98,465,204
Profit from Operation	169,054,883	97,127,487	191,904,963	101,213,905	278,663,199	262,890,743
Less: Financial Expenses	3,353,598	656,427	3,153,342	3,875,423	972,548	5,602,548
Add: Other non-operation Income	567,269	125,452	368,595	352,187	216,854	162,548
Profit Before Contribution to WPPF	166,268,554	96,596,512	189,120,216	97,690,669	277,907,505	257,450,743
Less: Worker's Profit participation/welfare fund	7,917,550	4,599,834	9,005,725	4,651,937	13,233,691	12,259,559
Profit before Tax	158,351,004	91,996,678	180,114,491	93,038,732	264,673,814	245,191,183
Less: Provision for Income Tax	55,422,851	32,198,837	63,040,072	32,563,555	123,788,917	118,236,595
Net Profit after Tax	102,928,153	59,797,841	117,074,419	60,475,177	140,884,897	126,954,589

1) Unusual or infrequent events or transactions including unusual trends on account of business activity, unusual items of income, change of accounting policies and discretionary reduction of expenses etc.

There were no Unusual or infrequent events or transactions including unusual trends on account of business activity, unusual items of income, change of accounting policies and discretionary reduction of expenses etc.

2) Significant economic changes that materially affect or are likely to affect income from continuing operations;

There are no significant economic changes that materially affect or are likely to affect income from continuing operations.

3) Known trends or uncertainties that have had or are expected to have a material adverse impact on sales, revenue or income from continuing operations;

Though there are no known trends, events and/or uncertainties that shall have a material impact on the company's future business, the business operation of the Company may be affected by the following events:

- i. Increased production cost
- ii. Increased competition
- iii. Political unrest
- iv. Natural disaster

4) Future changes in relationship between costs and revenues, in case of events such as future increase in labor or material costs or prices that will cause a material change are known;

We are aware of the fact that future is always uncertain that affect business and plan as well. So in near future labor price or material price may change. However, revenue is always adjusted and follows the trend in line with production cost. Hence, any change in cost will be reflected in sales price.

5) The extent to which material increases in net sales or revenue are due to increased sales volume, introduction of new products or services or increased sales prices;

We are expecting the increased net sales or revenue because of increased sales volume, new product line and better sales price. It is forecasted that we will be able to increase our net sales or revenue around 18 to 22 percent on an average for the next 3 years.

6) Total turnover of each major industry segment in which the issuer operated;

Year	Domestic Turnover in Pharmaceutical sector (in USD)	Export in Pharmaceutical sector (in USD)	Total Turnover (in USD)
2013-14	1,298,228	9,398	1,338,380
2014-15	1,460,684	11,278	1,505,860
2015-16	1,635,966	14,097	1,686,563
2016-17	1,843,500	17,540	1,897,000

7) Status of any publicly announced new products or business segment;

The Company did not announce new products or business segment.

8) The extent to which the business is seasonal;

The pharmaceutical sector of our country does not see any seasonal variance since the local demand remain same throughout the year. Therefore, the company's business will not be significantly affected.

w) Defaults or rescheduling of borrowings with financial institutions/banks, conversion of loans into equity along with reasons thereof, lock out, strikes and reasons for the same etc.

The Company has neither default nor rescheduled its borrowings with financial institutions/banks nor converted its loans into equity. There has been no lock out, strikes etc.

x) Details regarding the changes in the activities of the issuer during the last five years which may had a material effect on the profits/loss, including discontinuance of lines of business, loss of agencies or markets and similar factors;

There were no changes in the activities of the Company during the last five years and had not any material effect on the profits/loss, including discontinuance of lines of business, loss of agencies or markets and similar factors.

y) Injunction or restraining order, if any, with possible implications;

There was no injunction or restraining order imposed against the Company by any Court of law or by any competent authority.

z) Technology, market, managerial competence and capacity built-up;

We have been using state of art plant and machinery for production of high quality medicine. The plants and machineries were exported from India, China and Japan to ensure best results & superior quality. Managerial competence is interlinked with technology and we hired most experienced and expert professionals to ensure maximum quality and smooth line of production.

aa) Changes in accounting policies in the last three years;

The management of the Company has not change any accounting policies in the last three years. However, in the year ended December 31, 2012- 2014 audited accounts have been restated.

bb) Significant developments subsequent to the last financial year: A statement by the directors whether in their opinion there have arisen any circumstances since the date of the last financial statements as disclosed in the prospectus and which materially and adversely affect or is likely to affect the trading or profitability of the issuer, or the value of its assets, or its ability to pay its liabilities within the next twelve months;

Statement regarding significant developments subsequent to the last financial year

This is to certify that in our opinion there have not arisen any circumstances since the date of the last financial statements as disclosed in the prospectus and which materially and adversely affect or is likely to affect the trading or profitability of Silco Pharmaceuticals Limited or the value of its assets, or its ability to pay its liabilities within the next Twelve months.

Sd/- Mrs. NaimFatema Chairman	Sd/- Dr. Md. Badrul Haque Rukan Managing Director	Sd/- Dr. Azizur Rahman Director
Sd/- Dr. Shahana Ferdous Chowdhury Director	Sd/- Dr. Gulshan-E-Jahan Director	Sd/- Prof. Dr. Md. Harunur Rashid Director
Sd/- Dr. Mahmudul Majid Chowdhury Director	Sd/- Prof. Dr. Faisal Ahmed Director	Sd/- Prof. Dr. Md. Abul Ahab Independent Director
Sd/- Prof. Dr. Rezaul Karim Independent Director		Sd/- Dr. Iqbal Hossain Chowdhury Independent Director

cc) IF any quarter of the financial year of the issuer ends after the period ended in the audited financial statements as disclosed in the prospectus, unaudited financial statements for each of the said quarters duly authenticated by the CEO and CFO of the issuer;

Audited accounts for the year ended June 30, 2018 has been attached as Annexure-1 in the page number 390 to 417 of the draft prospectus.

dd) Factors that may affect the results of operations;

There are no such factors known to the Issuer that may affect the results of operations except the following events:

- I. Increased production cost
- II. Increased competition
- III. Political unrest
- IV. Natural disaster

SECTION (VII): MANAGEMENT'S DISCUSSION AND ANALYSIS OF FINANCIAL CONDITION AND RESULT OF OPERATIONS

a) Overview of business and strategies:

Overview of business:

Silco Pharmaceuticals Limited was incorporated as a public limited company and started its commercial operation on October 30, 2003 Vide Registration No. C-27781(1627)/95 with Register of Joint Stock Companies and Firms (RJSC) in Bangladesh under the Companies Act, 1994.

Silco Pharmaceuticals Limited has engaged in manufacturing and marketing of pharmaceuticals finished products in the categories of Antibiotics, Analgesics, Anti diabetics, Narcotics, Antipyretics, Anti-inflammatory Drugs, Antiulcerants, Multi medicines which are sold mainly in local market. It has set up a modern pharmaceutical plant that is equipped with advanced and modern machineries and technologies.

Strategies:

Business strategies of SPL are as follows:

The Company is committed to manufacture products with strict adherence to the Drug Administration Guideline. The aim of the promoters is to produce and provide quality & innovative healthcare relief for people, maintain stringently ethical standard in business operation also ensuring benefit to the shareholders, stakeholders and the society at large. The management of the company has the following objectives:

1. To enhance productivity to the extent of market demands;
2. To ensure sound supply chain;
3. To strengthen building blocks to consolidate the product framework;
4. To maintain strict compliance to good governance norms and regulations to ensure long-term sustainability of the company;
5. To build synergy among resources and activities to ensure maximum outputs from resource;
6. To expand eco-friendly manufacturing breed.

b) SWOT ANALYSIS:

Brief SWOT analysis of Silco Pharmaceuticals Ltd. are tabulate below:



Strengths:

1. **Product line variety:** The Company has various product line varieties. The company sells different line of products.
2. **Modern Machineries:** The Company has been using modern machineries that smooth the operation of the Company.
3. **Skilled Workforce:** The Company has skilled human resources to manage and operate the business.
4. **No Borrowed Fund:** The Company had a small amount of term loan from Prime Bank Limited. But in January 2018, Company paid off the term loan. So, there is no loan liability of SPL.
5. **Strong Equity Base:** SPL has strong equity base in comparison to loan equity ratio.

Weaknesses:

1. **Slim Profit margin:** Since the Company is at early stage of production, the profit margin is slim.
2. **Innovation:** Innovative effectiveness is low due to skilled manpower.
3. **Concentrated Market:** SPL's products are not available all over the country. Currently its available only in 16 (sixteen) districts.
4. **Poor Market share:** Compared to companies that offer similar products, SPL's market share is relatively low.
5. **Lack of International Recognition:** SPL currently has no exports and as such is not prominent beyond Bangladesh's border.

Opportunity:

1. **Helped by government policies:** The Drug Control Ordinance 1982, which banned foreign companies from selling imported pharmaceutical products in the country, which accelerated the growth of the sector.
2. **Relaxation of International Policies:** The relaxation of the World Trade Organization's agreement on Trade-Related Aspects of Intellectual Property Rights (TRIPS), which permitted Bangladesh to reverse engineer patented generic drugs. The relaxation of TRIPS for least-developed countries has been extended to 2033. Now, Bangladesh proudly stands alone as the only LDC that has a well-developed pharma sector.
3. **Increase Brand Value:** By doing IPO SPL will get the opportunity of marketing their Company as well as their products to the public and institutions, which may increase their products' demand in the local market.
4. **Expansion in the local market:** SPL has the opportunity to expand their product in the all over the Country.

Threat:

1. **Intense Competition:** There is rivalry among the competitors to get the market share as maximum as possible.
2. **Depreciation of BDT against USD increases costs of raw materials:** There is a risk of devaluation of BDT, which will increase cost of raw materials as the Company purchases

raw materials from abroad as well as local market.

- 3. Political Unrest:** At present, there is no unrest rather stable political condition is prevailing in Bangladesh. This condition is conducive to business.

c) Analysis of the financial statement of last five years:

(As per Audited Accounts-Amount in Taka)

Particulars	Year ended June 30, 2017	Year ended June 30, 2016 (6 month)	Year ended December 31, 2015	Year ended December 31, 2014 (Restated)	Year ended December 31, 2013(Restated)	Year ended December 31, 2012(Restated)
Sales	906,528,993	438,643,061	851,159,177	810,144,679	997,984,022	839,888,056
Less: Cost of Goods Sold	615,610,189	282,588,154	541,866,123	593,978,078	608,525,737	478,532,109
Gross Profit	290,918,804	156,054,907	309,293,054	216,166,601	389,458,285	361,355,947
Less: Operating Expenses	121,863,921	58,927,420	117,388,092	114,952,696	110,795,086	98,465,204
Profit from Operation	169,054,883	97,127,487	191,904,963	101,213,905	278,663,199	262,890,743
Less: Financial Expenses	3,353,598	656,427	3,153,342	3,875,423	972,548	5,602,548
Add: Other non- operation Income	567,269	125,452	368,595	352,187	216,854	162,548
Profit Before Contribution to	166,268,554	96,596,512	189,120,216	97,690,669	277,907,505	257,450,743
Less: Worker's Profit participation/welfare fund	7,917,550	4,599,834	9,005,725	4,651,937	13,233,691	12,259,559
Profit before Tax	158,351,004	91,996,678	180,114,491	93,038,732	264,673,814	245,191,183
Less: Provision for Income Tax	55,422,851	32,198,837	63,040,072	32,563,555	123,788,917	118,236,595
Net Profit after Tax	102,928,153	59,797,841	117,074,419	60,475,177	140,884,897	126,954,589
EPS	1.60	0.93	1.82	13.84	32.24	29.05

Reasons of fluctuation:

Revenue:

The revenue growth of SPL is approximate 10% year on year and that is in line with market growth and expectation. However, for the year ended 31 December 2013, revenue jumped to 99.8 crore compare to 83.9 crore in 2012, that is because of push sales and entry into new market.

Other Income:

Other income has been generated from sale of wastages.

Total Income:

Since Revenue is increased, so naturally total income has been increased.

Cost of Materials:

The costs of materials to revenue are consistent over the years.

Finance Cost and Bank Charge:

The Company has taken long term loan from bank for importing new machineries and construction of building. So, the finance cost and bank charge increased and the trend is relevant to the production and also consistent with the revenue.

Depreciation and Amortization:

The management has increased capacity installing new machineries, build up factory building and other assets. So, depreciation has been charged or increased accordingly.

The Company did not amortize any of its capital expenditure during the last five years.

Other Expenses:

The Company did not incur any other expenses other than regular expenses during the last five years

Changes of inventory:

To meet the demand for products the management has to maintain sufficient amount of inventory in order to meet the sales order. Thus, inventory is increasing year to year.

Net profit before and after Tax and Earnings per Share

The growth of net profit before and after tax is consistent with the growth of the revenue. No unusual changes have been occurred during the last five years on the above matters.

Earnings per Share are properly calculated through using weighted average number of ordinary shares for each year.

d) Known trends, demands, commitments, events or uncertainties that are likely to have an effect on the company's business:

Though there are no known trends or events that shall have a material impact on the company's future business, the business operation of the Company may be affected by the following uncertainties:

- I. Increased production cost
- II. Increased competition
- III. Political unrest
- IV. Natural disaster

e) Trends or expected fluctuations in liquidity:

There are no trends or expected fluctuations in liquidity position of the Company.

f) Off-balance sheet agreements those have or likely to have a current or future effect on financial condition:

There are no off-balance sheet agreements those have or likely to have current or future effect on financial condition.



SECTION (VIII): DIRECTORS AND OFFICERS

a) Name, Father's Name, age, Residential address, Educational qualification, experience and position of each of the directors and any person nominated/represented to be a director, showing the period for which the nomination has been made and the name of the organization which has nominated him:

Name	Father's/Husband Name	Age	Residential address	Educational Qualification	Experience	Position	Name of the Institutions Nominated for Director
Mrs. Naim Fatema	W/O: Prof. Dr. A.K.M Hafiz	63	36, Housing Estate Amberkhana, Sylhet.	MA in Sociology	20	Chairman	N/A
Dr. Md. Badrul Haque Rukan	Late Md Jubed Ali	64	58, Renesa, Road-05, Block-A, Surma R/A, Sylhet.	MBBS, DCH (DUB), MRSH (London)	35	Managing Director	N/A
Dr. Md. Azizur Rahman	Late A. Wohab	71	92, Housing Estate, Amborkhana, Sylhet	MBBS, DTM&H, DMDCH, MRSH (LONDON)	35	Director	N/A
Dr. Shahana Ferdous Chowdhury	W/O: Dr. Md. Shafiul Azam	57	36, Housing Estate, Amborkhana, Sylhet	MBBS, F.C.P.S (London)	24	Director	N/A
Dr. Gulshan-E-Jahan	W/O: Prof. Dr. Mashuque Rahman Chy	61	Renessa-50, Block-B, Road No.-4, Surma R/A. Akhalia, Sylhet	MBBS, F.C.P.S	30	Director	N/A
Prof. Dr. Md. Harunur Rashid	Late Ramiz Uddin	63	Sebok 1, Mukhter Kha Kir Mani, Post - Sylhet.-3100	MBBS, DLO (DHAKA)	32	Director	N/A
Dr. Mahmudul Majid Chowdhury	Late A. Mukit Chowdhury	65	36 Jalalabad Aha/A, Post- Sylhet-3100	MBBS, DIM	35	Director	N/A
Prof. Dr. Faisal Ahmed	Late Habibur Rahman	63	31/A Waves, East Dorgah Gate, Sylhet	MBBS, F.C.P.S	32	Director	N/A
Prof. Dr. Md. Abul Ahabab	Late Md. Johir Miah	65	House # 103, Road # 03, Block-E, Shahjalal Upashahar, Sylhet	MBBS, F.C.P.S, MS	35	Independent Director	N/A
Prof. Dr. Rezaul Karim	Late Rois Uddin Chowdhury	65	House #230/1, Road # 01 Block-H, Upashahar, Sylhet	MBBS, FCPS, MS(USA)	35	Independent Director	N/A
Dr. Iqbal Hossain Chowdhury	Late Musharof Hussain Chowdhury	64	91, Azadi, mirbox Tula, Post: Sylhet	MBBS	34	Independent Director	N/A

b) Date of first Directorship and Expiry of Current Tenure of the directors:

SL	Name of the Director	Position	Date of first Directorship	Date of Expiration of Current term
1	Mrs. Naim Fatema	Chairman	10/11/2015	AGM in 2019
2	Dr. Md. Badrul Haque Rukan	Managing Director	25/01/1995	AGM in 2019
3	Dr. Md. Azizur Rahman	Director	25/01/1995	AGM in 2018
4	Dr. Shahana Ferdous Chowdhury	Director	10/11/2015	AGM in 2019
5	Dr. Gulshan-E-Jahan	Director	10/11/2015	AGM in 2019
6	Prof. Dr. Md. Harunur Rashid	Director	25/01/1995	AGM in 2018
7	Dr. Mahmudul Majid Chowdhury	Director	25/01/1995	AGM in 2018
8	Prof. Dr. Faisal Ahmed	Director	15/02/2014	AGM in 2018
9	Prof. Dr. Md. Abul Ahab	Independent Director	10/11/2015	AGM in 2019
10	Prof. Dr. Rezaul Karim	Independent Director	10/11/2015	AGM in 2019
11	Dr. Iqbal Hossain Chowdhury	Independent Director	10/11/2015	AGM in 2019

c) Name of Interest and Involvement in other business/organization of directors:

Name	Designation in Silco Pharmaceutical Limited	Directorship/Sponsorship/Ownership in other Company	Position
Mrs. Naim Fatema	Chairman	North East Medical College Hospital	Director
Dr. Md. Badrul Haque Rukan	Managing Director	Park View Medical College Hospital, Sylhet	Director
Dr. Md. Azizur Rahman	Director	North East Medical College Hospital	Director
		Al Amin Dental College, Sylhet	Chairman & Director
Dr. Shahana Ferdous Chowdhury	Director	United Poly Clinic, Sylhet	Director
Dr. Gulshan-E-Jahan	Director	Fair Health Hospital, Sylhet	Director
Prof. Dr. Md. Harunur Rashid	Director	None	None
Dr. Mahmudul Majid Chowdhury	Director	Medi Aid Diagnostic Centre, Sylhet	Director
Prof. Dr. Faisal Ahmed	Director	Sylhet Women's Medical College, Sylhet	Director
		Surma Medical Services Ltd, Sylhet	Director
Prof. Dr. Md. Abul Ahab	Independent Director	Surma Medical Services Ltd, Sylhet	Director
Prof. Dr. Rezaul Karim	Independent Director	Sylhet Women's Medical College, Sylhet	Director
Dr. Iqbal Hossain Chowdhury	Independent Director	None	None

d) Statement of if any Directors of the issuer are associated with the securities market in any manner and any director of the issuer company is also director of any issuer of other listed securities during last three years with dividend payment history and market performance:

There is no involvement of any director of SPL with securities market. No director of SPL is a director of any issuer of the listed securities.

e) Family relationship (father, mother, spouse, brother, sister, son, daughter, spouse's father, spouse's mother, spouse's brother, spouse's sister) among the directors and top five officers:

Name	Position	Relationship with other directors
Mrs. Naim Fatema	Chairman	None
Dr. Md. Badrul Haque Rukan	Managing Director	None
Dr. Md. Azizur Rahman	Director	None
Dr. Shahana Ferdous Chowdhury	Director	None
Dr. Gulshan-E-Jahan	Director	None
Prof. Dr. Md. Harunur Rashid	Director	None
Dr. Mahmudul Majid Chowdhury	Director	None
Prof. Dr. Faisal Ahmed	Director	None
Prof. Dr. Md. Abul Ahabab	Independent Director	None
Prof. Dr. Rezaul Karim	Independent Director	None
Dr. Iqbal Hossain Chowdhury	Independent Director	None

There is no family relationship among the directors and top five officials of the company.

f) Brief description of other businesses of the directors:

Name of the Directors	Designation in SPL	Directorship/Sponsorship/Ownership	Date of Incorporation	Nature of Business	Position	Legal Status	Equity Capital (total) in BDT
Mrs. Naim Fatema	Chairman	North East Medical College Hospital	11.02.1998	Medical College & Hospital	Director	Private Limited Company	8,40,00,000
Dr. Md. Badrul Haque Rukan	Managing Director	Parkview Medical College Hospital	20.08.2008	Diagnostic Centre	Director	Private Limited Company	30,00,00,000
Dr. Md. Azizur Rahman	Director	North East Medical College Hospital	11.02.1998	Medical College & Hospital	Director	Private Limited Company	8,40,00,000
		Al Amin Dental College, Sylhet	06.03.17	Dental College & Dental Chamber	Chairman & Director	Private Limited Company	10,00,00,000
Dr. Shahana Ferdous Chowdhury	Director	United Poly Clinic, Sylhet	Partnership	Hospital	Director	Private Limited Company	25,00,000
Dr. Gulshan-E-Jahan	Director	Fair Health Hospital, Sylhet	Partnership	Hospital	Director	Private Limited Company	28,00,000
Prof. Dr. Md. Harunur Rashid	Director	N/A	N/A	N/A	N/A	N/A	N/A
Dr. Mahmudul Majid Chowdhury	Director	Medi Aid Diagnostic Centre, Sylhet	Partnership	Diagnostic Centre	Director	Private Limited Company	35,00,000
Prof. Dr. Faisal Ahmed	Director	Sylhet Women's Medical College	10.02.06	Medical College & Hospital	Director	Private Limited Company	10,00,00,000
		Surma Medical Services Ltd. Sylhet.	23.05.12	Hospital	Director	Private Limited Company	3,43,20,000
Prof. Dr. Md. Abul Ahabab	Independent Director	Surma Medical Services Ltd. Sylhet.	23.05.12	Hospital	Director	Private Limited Company	3,43,20,000
Prof. Dr. Rezaul Karim	Independent Director	Sylhet Women's Medical College, Sylhet	10.02.06	Medical College & Hospital	Director	Private Limited Company	10,00,00,000
Dr. Iqbal Hossain Chowdhury	Independent Director	N/A			N/A		

g) Short bio-data of each director**Mrs. Naim Fatema**

Chairman, Silco Pharmaceuticals Ltd.

Mrs. Naim Fatema is the Chairman of *Silco Pharmaceuticals Ltd.* She was born in a respectable Muslim family at Sylhet in 1954. Mrs. Fatema completed her BA (Hons) and MA in Sociology and started her professional career in the field of teaching profession and now she is the Head Mistress of M.C College Shisu Biddaloy, Sylhet. Mrs. Fatema is also a Director of North East Medical College. She visited many countries including UK, USA, India, Bangkok, Malaysia etc. on business and personal tour.

Dr. Md. Badrul Haque Rukan

Managing Director, Silco Pharmaceuticals Ltd.

Dr. Md. Badrul Haque Rukan, aged 64, is a Director of the company since inception. He is currently employed as a Managing Director of the company. Mr. Rukan is a prominent Child Specialist in Sylhet city; completed his MBBS, DCH from DUB, also achieved MRSH degree from London. After obtaining his MBBS Degree he engages himself in his own profession and simultaneously engages in relevant business sector and serving efficiently in medical, Pharmaceuticals industry and profession for more than 35 years. He has long experience involving in Pharmaceuticals industry with particular experience in product development and marketing. Dr. Rukan is also involved with many social organizations and visited many countries including UK, USA, India, Bangkok, Malaysia, Singapore etc. on business and personal purpose. He is also the director of Park View Medical College and National Diagnostic Centre situated in Sylhet.

Dr. Azizur Rahman

Director, Silco Pharmaceuticals Ltd.

Dr. Azizur Rahman is a Director Silco Pharmaceuticals Ltd. and he has extensive experience working with pharmaceuticals Industry. He is a professor of Child Health of North East Medical College & Hospital. Dr. Rahman is also a sitting Chairman and Director of Al-Amin Dental College, Sylhet. During his career as a medical professional he has awarded many degrees in Bangladesh and overseas. He completed his MBBS and DTM & H from Dhaka Medical and achieved MRSH degree from London, UK.

Dr. Shahana Ferdous Chowdhury

Director, Silco Pharmaceuticals Ltd.

Dr. Shahana Ferdous Chowdhury was born in a prominent Muslim family at Sylhet in 1961. She achieved her FCPS from London. She is a Gynecologist Specialist and Surgeon and trained in VVF & Laparoscopic Surgery from Delhi. Dr. Shahana is presently employed in Sylhet Women's Medical College & Hospital as a Professor and Head of Department of Gynecology & Obstetrics. She is also a Director of United Poly Clinic.

Dr. Gulshan-E-Jahan

Director, Silco Pharmaceuticals Ltd.

Dr. Gulshan-E-Jahan, aged 61, is a Director of the company. She has completed her MBBS degree from Bangladesh and subsequently achieved FCPS. She is currently employed in North East Medical College & Hospital as an Assistant Professor in Department of Gynecology & Obstetrics. She has 30 years of experience in Medical Industry.

Prof. Dr. Md. Harunur Rashid

Director, Silco Pharmaceuticals Ltd.

Prof. Dr. Md. Harunur Rashid is one of the renowned and famous ENT specialists in Bangladesh, born in 1955. He has completed MBBS and DLO from Dhaka Medical. He is involved in Silco Pharmaceuticals Ltd. since inception of the Company and advising in product & market development. He is a former Vice Principal and head of the ENT department of Sylhet MAG Osmani Medical College, Sylhet. Prof. Dr. Md. Harunur Rashid visited many countries including UK, USA, Japan, China, India, Thailand, Malaysia and many others.

Dr. Mahmudul Majid Chowdhury

Director, Silco Pharmaceuticals Ltd.

Dr. Mahmudul Majid Chowdhury is a Medicine Specialist trained from overseas countries. He has completed his MBBS and DIM in Internal Medicine from Bangladesh and subsequently trained from Royal Post Graduate Medical College. Dr. Chowdhury also received Specialist Training in Medicine from London Hammersmith Hospital, UK. He has vast experience and knowledge about Internal Medicine. He also worked as a Medicine specialist in Sylhet MAG Osmani Medical College Hospital, Sylhet.

Prof. Dr. Faisal Ahmed

Director, Silco Pharmaceuticals Ltd.

Prof. Dr. Faisal Ahmed has completed MBBS and FCPS in Medicine. He is currently employed as a Professor and Head of Medicine Department in Sylhet Women's Medical College, Sylhet. He is also a Director of Sylhet Women's Medical College, National Diagnostic Centre and Mount Adora Hospital. He has 32 years of experience in Medicine.

Prof. Dr. Md. Abul Ahabab

Independent Director, Silco Pharmaceuticals Ltd.

Prof. Dr. Md. Abul Ahabab has completed MBBS, FCPS and MS degree from different overseas countries and Medical College, born in 1953 in prominent Muslim family. He is specialist in Medicine and Liver Diseases. Prof. Ahabab was former principal and head of Medicine Department at Sylhet MAG Osmani Medical College. He is also a Director of Park View Medical College and Chairman of Mount Adora Hospital, Sylhet. Prof. Ahabab is contributing to Silco Pharmaceuticals Ltd business strategy development as independent director as he has approximately 35 years of experience in Medical Science and Pharmaceuticals industry of Bangladesh. Mr. Ahabab has financial and management experience as well as he gained such experience while he was principal at Sylhet MAG Osmani Medical College.

Prof. Dr. Rezaul Karim

Independent Director, Silco Pharmaceuticals Ltd.

Prof. Dr. Rezaul Karim born in 1953 in a prominent Muslim family in Sylhet. He was completed MBBS, FCPS and MS from USA. He is Ex Professor of Psychiatry and Principal of Sylhet MAG Osmani Medical College Hospital. Prof. Karim currently employed as a Principal and Head of the Department of Psychiatry at Sylhet Women's Medical College and also a Director of Sylhet Women's Medical College. Prof. Karim is contributing to Silco Pharmaceuticals Ltd. on strategy development and market development as independent director as he has approximately 35 years of experience in Medical Science and Pharmaceuticals industry of Bangladesh.

Dr. Iqbal Hossain Chowdhury

Independent Director, Silco Pharmaceuticals Ltd.

Dr. Iqbal Hossain Chowdhury born in 1954 in prominent Muslim family in Sylhet. He is one of the independent directors of Silco Pharmaceuticals Ltd. Dr. Chowdhury is a MBBS doctor and was former Divisional Director of Health in Sylhet. While he was Divisional Director of Health he had gained valuable experience in accounting, finance, internal and external audit and that giving him opportunity to contribute as Independent Director and Chairman of the Audit Committee of SPL.

h) Loan status of the issuer, its directors and shareholders who hold 10% or more shares in the paid-up capital of the issuer in terms of the CIB Report of Bangladesh Bank:

Neither the Company nor any of its Directors or shareholders who hold 10% or more shares in the paid up capital of the issuer is loan defaulter in terms of the CIB report of Bangladesh Bank.

i) Name, position, educational qualification, age, date of joining in the company, overall experience (in year), previous employment, salary paid for the financial year of the CEO, MD, CFO, CS, Advisers, Consultants and all Departmental Heads. If the Chairman, any director or any shareholder received any monthly salary than this information should also be included:

Sl.	Name	Position	Educational Qualification	Age	Date of Joining	Overall experience	Previous employment	Salary paid as of June 30, 2017
1	Dr. Md. Badrul Haque Rukan	Managing Director	MBBS, DCH (DUB), MRSH (London)	64	25.01.1995	35 Years	None	540,000
2	Monjur Alam	Chief Financial Officer	BBS	30	01.02.2017	5 Years	Shafique Bashak & Co., Chartered Accountants	600,000
3	Dr. Md. Shaiful Azam	Director-Operation	MBBS	55	01.02.2010	20 Years	None	540,000
4	Md.Tanvir Alam	Assistant Manager-Production	B.Pharm, M.Pharm (D.U)	65	01.07.2010	30 Years	North East Medical Hospital & College, Sylhet	432,000
5	Md.Nurul Islam	Director-Sales	B.Sc (Hon's) M.Sc (R.U) MBA	55	01.07.2007	28 Years	Square Pharma Ltd.	1,404,000
6	Mr.Tingku Ranjan Sarkar	Company Secretary	M.Com	35	02.05.2005	15 Years	North East Medical Hospital & College, Sylhet	540,000
7	Mr.A.B.M Kamal Saeed	Manager-QC	B.Sc (WHO fellow in England)	70	10.05.2003	37 Years	Oyster Pharma Ltd.	900,000
8	Rafiqul Islam	Manager-QA	M. Sc (Chemistry)	65	10.03.1998	36 Years	Medicare Pharma	800,000
9	Bikash Kumar Biswas	Plant Manager	B. Pharm (DU)	60	01.06.1997	32 Years	Gonosastho Pharma	1,200,000



j) Changes in the key management persons during the last three years:

Name	Position	Educational Qualification	Age	Date of Joining	Overall experience	Previous employment	Salary paid as of June 30, 2017
Monjur Alam	Chief Financial Officer	BBS	30	01.02.2017	5 Years	Shafique Bashak & Co., Chartered Accountants	600,000

k) A profile of the sponsors including their names, father's names, age, personal addresses, educational qualifications, and experiences in the business, positions/posts held in the past, directorship held, other ventures of each sponsor and present position:

Name of the Sponsors	Father's Name	Age	Personal Addresses	Educational Qualification	Experienc in the Business	Position held in the past	Present Position	Directorship held	Other Venture of Sponsors and present position
Dr. Mohammed Afzal	Late Md. Abdul Mutlib	69	House # 56, Road # 17, Block-B, Shahjalal Upashahar, Sylhet	MBBS,FCPS (MEDICINE)	35 years	Sponsor &Managing Director	Shareholder	20.07.2012	N/A
Prof. Dr. Md. Harunur Rashid	Late Ramiz Uddin	63	Sebok 1,Mukhter Kha Kir Mani ,Post - Sylhet.-3100	MBBS,DLO (DHAKA)	32 years	Director	Director	25.01.1995	N/A
Dr. Md. Abdus Sabur	Late Abdur Rahim	64	House No # 24, Main Road, Block-C, Shahjalal Upashahar, Sylhet	MBBS,FCPS WHO FELLOW (OBST & GYNAE)	30 years	Sponsor &Director	Shareholder	20.07.2012	N/A
Dr. Md. Azizur Rahman	Late Abdul Wohab	71	92, Housing Estate, Amborkhana, Sylhet	MBBS,DTM&H,M RSH(LONDON)	35 years	Sponsor &Chairman	Director	25.01.1995	North East Medical College Hospital and Al Amin Dental College, Sylhet
Dr. A.Z.M Monzurul Haque Chow.	Late M. Lutful Haque Chowdhury	62	Jharnarpar, Idgha Road, Sylhet	MBBS, MS(USA)	30 years	Sponsor &Managing Director	Shareholders	25.01.1995	N/A
Dr. Md. Badrul Haque Rukan	Late Md. Jubed Ali	64	58, Renesa, Road-05, Block-A, Surma R/A, Sylhet.	MBBS,DCH(DUB), MRSH(London)	35 years	Sponsor &Director	Managing Director	25.01.1995	Park View Medical College, Sylhet
Dr. Md. Zakaria	Moulana Mohammad Ishaque	63	Jharnarpar, P.O & Dist. Sylhet	MBBS MCPS, DDV	30 years	Sponsor	Sponsor	25.01.1995	N/A



Prospectus

Name of the Sponsors	Father's Name	Age	Personal Addresses	Educational Qualification	Experienc in the Business	Position held in the past	Present Position	Directorship held	Other Venture of Sponsors and present position
Dr. S.M. Abul Lais	Moulana Sayed Abdul bari	78	81, Housing Estate, Ambarkhana, Sylhet	MBBS MRCP(UK)	45 years	Sponsor & Director	Shareholders	25.01.1995	N/A
Dr. Mahmudul Majid Chowdhury	Late A. Mukit Chowdhury	65	36 Jalalabad Aha/A, Post-Sylhet-3100	MBBS, DIM (Inernal Medicine)	35 years	Sponsor	Director	25.01.1995	Medi Aid Diagnostic Centre, Sylhet
Mrs. Nargis akhter	W/O: Muzibul Haque	39	45/2 R.K Mission Road, Dhaka	MBA	5 Years	Sponsor	Sponsor	25.01.1995	N/A
Mrs. Naim Fatema	W/O: Prof. Dr. A.K.M Hafiz	63	36, Housing Estate Ambarkhana, Sylhet	MA in Sociology	20 years	Sponsor	Chairman	10.11.2015	North East Medical College Hospital
Dr. A.T.M.A. Jalil	A.T.M.A. Haque Tarafdar	63	Houapara, Sylhet	MBBS,FCPS (MEDICINE & CARDIOLOGY)	30 years	Sponsor & Chairman	Shareholder	25.01.1995	N/A

l) If the present directors are not the sponsors and control of the issuer was acquired within five years immediately preceding the date of filing prospectus details regarding the acquisition of control, date of acquisition, terms of acquisition, consideration paid for such acquisition etc.

Silco Pharmaceuticals Limited has total of 11 Directors of which five (5) of them are sponsor Directors. Control of the issuer was not changed as 42.28% share of the company is held by the sponsor Directors where the present Board of Directors hold total of 57.35% shares of the company. None of the Directors acquired control within five (5) years immediately preceding the date of filing prospectus except the following:

Name	Designation	Date of Acquisition	Terms of Acquisition	Consideration paid for such Acquisition
Dr. Shahana Ferdous Chowdhury	Director	10/11/2015	N/A	Cash
Dr. Gulshan-E-Jahan	Director	10/11/2015	N/A	Cash
Prof. Dr. Faisal Ahmed	Director	15/02/2014	N/A	Cash
Prof. Dr. Md. Abul Ahabab	Independent Director	10/11/2015	N/A	Cash
Prof. Dr. Rezaul Karim	Independent Director	10/11/2015	N/A	Cash
Dr. Iqbal Hossain Chowdhury	Independent Director	10/11/2015	N/A	N/A

m) If the sponsors/directors do not have experience in the proposed line of business, the fact explaining how the proposed activities would be carried out/managed:

All the directors have adequate knowledge to carry out this line of business.

n) Interest of the key management persons:

Interest of the key management persons is given below:

Name	Designation	Date of Joining	Salary/remuneration paid for the financial year
Dr. Md. Badrul Haque Rukan	Managing Director	25.01.1995	540,000
Monjur Alam	Chief Financial Officer	01.02.2017	600,000
Dr. Md. Shaiful Azam	Director- Operation	01.02.2010	540,000
Md.Tanvir Alam	Assistant Manager- Production	01.07.2010	432,000
Md.Nurul Islam	Director-Sales	01.07.2007	1,404,000
Mr.Tingku Ranjan Sarkar	Company Secretary	02.05.2005	540,000
Mr.A.B.M Kamal Saeed	Manager-QC	10.05.2003	900,000

o) All interests and facilities enjoyed by a director, whether pecuniary or non-pecuniary:

Facilities whether pecuniary or non-pecuniary enjoyed by the Directors will remain unchanged during the publication period of the Prospectus. Interest and facility is already disclosed in Executive Compensation of the Prospectus. Besides those no Director takes any pecuniary or non-pecuniary facilities from the Company, which is as follows:

Sl.	Name of Directors	Position	Pecuniary		Non-pecuniary	
			Salary	Board meeting fee	Car facilities	House Keeping
1.	Mrs. Naim Fatema	Chairman	X	X	X	X
2.	Dr. Md. Badrul Haque Rukan	Managing Director	√	X	X	X
3.	Dr. Md. Azizur Rahman	Director	X	X	X	X
4.	Dr. Shahana Ferdous Chowdhury	Director	X	X	X	X
5.	Dr. Gulshan-E-Jahan	Director	X	X	X	X
6.	Prof. Dr. Md. Harunur Rashid	Director	X	X	X	X
7.	Dr. Mahmudul Majid Chowdhury	Director	X	X	X	X
8.	Prof. Dr. Faisal Ahmed	Director	X	X	X	X
9.	Prof. Dr. Md. Abul Ahabab	Independent Director	X	X	X	X
10.	Prof. Dr. Rezaul Karim	Independent Director	X	X	X	X
11.	Dr. Iqbal Hossain Chowdhury	Independent Director	X	X	X	X

p) Number of shares held and percentage of shareholding of Sponsors and Directors(pre issue):

Sl. No.	Name of Shareholder	Position	No. of Shareholding	Shareholding (%) before IPO
1.	Mrs. Naim Fatema	Chairman	5,410,000	8.40%
2.	Dr. Md. Badrul Haque Rukan	Managing Director	12,664,130	19.67%
3.	Dr. Md. Azizur Rahman	Director	3,015,870	4.69%
4.	Dr. Shahana Ferdous Chowdhury	Director	3,330,000	5.17%
5.	Dr. Gulshan-E-Jahan	Director	3,160,000	4.91%
6.	Prof. Dr. Md. Harunur Rashid	Director	3,180,000	4.94%
7.	Dr. Mahmudul Majid Chowdhury	Director	2,950,000	4.58%
8.	Prof. Dr. Faisal Ahmed	Director	2,906,700	4.52%
9.	Prof. Dr. Md. Abul Ahabab	Independent Director	100,000	0.16%
10.	Prof. Dr. Rezaul Karim	Independent Director	200,000	0.31%
11.	Dr. Mohammed Afzal	Sponsor	100,000	0.16%
12.	Dr. Md. Abdus Sabur	Sponsor	100,000	0.16%
13.	Dr. A.Z.M Monzurul Haque Chow.	Sponsor	100,000	0.16%
14.	Dr. Md. Zakaria	Sponsor	100,000	0.16%
Total			37,316,700	57.97%

q) Change in board of directors during last three years:

Sl.	Name of the Directors	Date of Joining	Date of Retirement	Present Status
1.	Dr. Shafiul Azam	20/07/2012	10/11/2015	Shareholder
2.	Dr. Md Mashuqur Rahman Chowdhury	20/07/2012	10/11/2015	Shareholder
3.	Prof. Dr. A.K.M Hafiz	15/07/2011	10/11/2015	Shareholder
4.	Dr. Shahana Ferdous Chowdhury	10/11/2015	Continuing	Director
5.	Dr. Gulshan-E-Jahan	10/11/2015	Continuing	Director
6.	Mrs. Naim Fatema	10/11/2015	Continuing	Chairman
7.	Prof. Dr. Md. Abul Ahabab	10/11/2015	Continuing	Independent Director
8.	Prof. Dr. Rezaul Karim	10/11/2015	Continuing	Independent Director
9.	Dr. Iqbal Hossain Chowdhury	10/11/2015	Continuing	Independent Director

r) Director's engagement with similar business:

None of the Directors are involve with similar business.



Prospectus

SECTION (IX): CERTAIN RELATIONSHIPS AND RELATED TRANSACTIONS

- a) Description of any transaction during the last five years, or any proposed transactions certified by the auditors, between the issuer and any of the following persons, giving the name of the persons involved in the transaction, their relationship with the issuer, the nature of their interest in the transaction and the amount of such interest

TO WHOM IT MAY CONCERN

This is to certify that the Financial Statements of Silco Pharmaceuticals Limited furnished for our audit does not have any transaction during the last five years, or any proposed transaction, between the issuer and any of the following persons:

- (i) Any director or sponsor or executive officer of the issuer;
- (ii) Any person holding 5% or more of the outstanding shares of the issuer;
- (iii) Any related party or connected person of any of the above persons;

Except the transactions described in the following table:

Name	Relationship	Nature of Transaction	Amount in BDT					
			June 30, 2017	June 30, 2016	December 31, 2015	December 31, 2014 (Restated)	December 31, 2013 (Restated)	December 31, 2012 (Restated)
			(12 months)	(6 month)	(12 months)	(12 months)	(12 months)	(12 months)
Dr. Md. Badrul Haque Rukan	Managing Director	Remuneration	540,000	270,000	540,000	300,000	300,000	300,000
Total			540,000	270,000	540,000	300,000	300,000	300,000

Place: Dhaka
Date: 02 April, 2018

Sd/-
AHMAD & AKHTAR
Chartered Accountants

- b) Transaction or arrangement entered into by the issuer or its subsidiary or associate or entity owned or significantly influenced by a person who is currently a director or in any way connected with a director of either the issuer company or any of its subsidiaries/holding company or associate concerns, or who was a director or connected in any way with a director at any time during the last three years prior to the issuance of the prospectus**

There is no Transaction or arrangement entered into by the issuer or its subsidiary or associate or entity owned or significantly influenced by a person who is currently a director or in any way connected with a director of either the issuer company or any of its subsidiaries/holding company or associate concerns, or who was a director or connected in any way with a director at any time during the last three years prior to the issuance of the prospectus except the transaction mentioned in Section IX (a).

- c) loans either taken or given from or to any director or any person connected with the director, clearly specifying details of such loan in the prospectus, and if any loan has been taken from any such person who did not have any stake in the issuer, its holding company or its associate concerns prior to such loan, rate of interest applicable, date of loan taken, date of maturity of loan. and present outstanding of such loan**

The company hasn't taken or given any loan from or to any directors or any person connected with the directors of SPL.

SECTION (X): EXECUTIVE COMPENSATION

- a) The total amount of remuneration/salary/perquisites paid to the top five salaried officers of the issuer in the last accounting year and the name and designation of each such officer:

Sl	Name	Position	Salary As on June 30, 2017
1	Dr. Md. Badrul Haque Rukan	Managing Director	540,000
2	Rafiqul Islam	Manager-QA	800,000
3	Bikas Kumar Biswas	Plant Manager	1,200,000
4	Md.Nurul Islam	Director-Sales	1,404,000
5	A.B.M Kamal Saeed	Manager-QC	900,000
Total			3,984,000

- b) Aggregate amount of remuneration paid to all directors and officers as a group during the last accounting year:

Sl.	Particulars	Nature of Payment	Year ended June 30, 2017
2.	Managing Director	Remuneration	540,000
3.	Officers and Executives	Salary and Allowances	14,059,554
Total			14,599,554

- c) If any shareholder director received any monthly salary/perquisite/benefit it must be mentioned along with date of approval in AGM/EGM, terms thereof and payments made during the last accounting year:

Name of Directors	Monthly salary/perquisite /benefit	Date of Approval	Terms thereof	Payment for year ended June 30, 2017
Dr. Md. Badrul Haque Rukan	45,000	Approved in the AGM dated 12/08/2015	-	540,000

- d) The board meeting attendance fees received by the director including the managing director along with date of approval in AGM/EGM:

The Board of Directors were not received any board meeting attendance fees to attend in Board Meeting.

- e) Any contract with any director or officer providing for the payment of future compensation:

There is no such contract between the company and any of directors or officers regarding any future compensation to be made to them.

- f) If the issuer intends to substantially increase the remuneration paid to its directors and officers in the current year, appropriate information regarding thereto:

The company has no plan for substantially increasing remuneration to its directors and/or officers except for those that are paid as annual increment to their salaries.

- g) Any other benefit/facility provided to the above persons during the last accounting year:

No other benefit/facility provided to the above persons during the last accounting year except as mentioned in Section-X (a).

SECTION (XI): OPTIONS GRANTED TO DIRECTORS, OFFICERS AND EMPLOYEES

Silco Pharmaceuticals Limited did not grant any options to its directors, officers and/or any other employees for the purpose of issuing shares.

SECTION (XII): TRANSACTION WITH THE DIRECTORS AND SUBSCRIBERS TO THE MEMORANDUM

- a) **Benefits received by the issuer during the last five years along with the description of assets, services or other consideration received or to be received;**

Benefits from the Company during last five years:

The Directors and subscribers to the memorandum of association have not received any benefits except remuneration (received by Dr. Md. Badrul Haque Rukan, Managing Director).

- b) **Assets were acquired or to be acquired from the Directors and Subscribers of the Memorandum:**

Directors and Subscribers' Assets to the Company:

Directors and subscribers to the memorandum have not transferred any asset to the Company. Besides, the issuer Company has not received any assets or other considerations from its Directors and subscribers to the memorandum except fund against allotment of shares.



SECTION (XIII): OWNERSHIP OF THE COMPANY'S SECURITIES

a) The names, Addresses, BO ID Number of all shareholders of the Company before IPO, indicating the amount of securities owned and the percentage of the securities represented by such ownership:

Sl	Name of Shareholders	Address	Position	BO ID	Total Shareholding	Shareholding before IPO on 64,370,000 shares
1	Mrs. Naim Fatema	36, Housing Estate Amberkhana, Sylhet	Director & Chairman	1203-7100-6217-9064	5,410,000	8.40%
2	Dr. Md Badrul Haque Rukan	58, Renesa, Road-05, Block-A, Surma R/A, Sylhet.	Managing Director	1203-7100-6210-1521	12,664,130	19.67%
3	Dr. Md. Azizur Rahman	92, Housing Estate, Amborkhana, Sylhet	Director	1203-7100-6208-1417	3,015,870	4.69%
4	Dr. Shahana Ferdous Chowdhury	36, Housing Estate, Amborkhana, Sylhet	Director	1203-7100-6218-0060	3,330,000	5.17%
5	Dr. Gulshan-E-Jahan	Renessa-50, Block-B, Road No.-4, Surma R/A. Akhalia, Sylhet	Director	1203-7100-6208-1179	3,160,000	4.91%
6	Dr. Md. Harunur Rashid	Sebok 1, Mukhter Kha Kir Mani, Post - Sylhet-3100	Director	1203-7100-6209-5305	3,180,000	4.94%
7	Dr. Mahmudul Majid Chowdhury	36 Jalalabad Aha/A, Post-Sylhet-3100	Director	1204-3100-2139-6412	2,950,000	4.58%
8	Prof. Dr. Faisal Ahmed	31/A Waves, East Dorgah Gate, Sylhet	Director	1203-7100-6218-4721	2,906,700	4.52%
9	Dr. Mohammed Afzal	House # 56, Road # 17, Block-B, Shahjalal Upashahar, Sylhet	Sponsor	1204-2200-6204-8411	100,000	0.16%
10	Dr. Md. Abdus Sabur	House No # 24, Main Road, Block-C, Shahjalal Upashahar, Sylhet	Sponsor	1202-5500-6205-7174	100,000	0.16%
11	Dr. A.Z.M Monzurul Haque Chowdhury	Jharnarpar, Idgha Road, Sylhet	Sponsor	1204-4700-2315-1160	100,000	0.16%
12	Dr. Md. Zakaria	Jharnarpar, P.O & Dist. Sylhet	Sponsor	1202-5500-6160-0746	100,000	0.16%
13	Prof. Dr. M A Ahabab	House # 103, Road # 03, Block-E, Shahjalal Upashahar, Sylhet	Independent Director	1204-7600-3739-1893	100,000	0.16%



Prospectus

SI	Name of Shareholders	Address	Position	BO ID	Total Shareholding	Shareholding before IPO on 64,370,000 shares
14	Prof. Dr. Md. Rezaul Karim	House #230/1, Road # 01 Block-H, Upashahar, Sylhet	Independent Director	1202-5500-6207-2721	200,000	0.31%
15	Abu Sadat Md Sayem	81, Housing Estate, Ambarkhana, Sylhet	Shareholder	1024-3100-2675-2419	10,000	0.02%
16	Dr. Tayef Md. Tahlil Islam	Vill:Kanikiary, Post: PritthimPasha, Kulaura, Moulvibazar	Shareholder	1203-7100-6217-8910	20,000	0.03%
17	Mr. Khairul Bashar Babul	112, Payra, Jarnarpar, DarghaMoholla, Sylhet	Shareholder	1203-3500-2104-2674	100,000	0.16%
18	Mr. A.H.M Mansur	7/2, Corner View, Subidbazer, Sylhet-3100	Shareholder	1203-6800-1824-2060	100,000	0.16%
19	Mrs. Rezia Khanam Hena	41, Nurani, Bonkalapara	Shareholder	1203-3500-6182-9342	200,000	0.31%
20	Dr. Musfique Ahmed Chy	123/D, Islampur, Sylhet	Shareholder	1201-7200-0004-1930	100,000	0.16%
21	Prof. Dr. Shamsun Nahar Begum	Mitali R/A, Subid Bazar, Sylhet	Shareholder	1202-5500-6205-7554	100,000	0.16%
22	Mrs. Jamila Akter Lasker	House No. -12, Main Road, Block-H ShahjalalUposhohar, Sylhet	Shareholder	1203-7100-6208-2023	4,290,000	6.66%
23	Dr. Md. Mahbub Ali	House No. -56, Road No. 2, Block-E, Shahjalal Uposhohar, Sylhet	Shareholder	1301-8600-5761-2916	100,000	0.16%
24	Dr. Naima Akter	E-10, B.M Tower, Mojumdari, Sylhet	Shareholder	1204-1500-2894-0421	100,000	0.16%
25	Prof. Dr. M. Enayet Ullah	Gulistan Villa, Nobarun-229, SunarPara, ShahjalalUposhohar Road, Sylhet	Shareholder	1203-7100-6214-4961	100,000	0.16%
26	Dr. Ahsan Mohammed Hafiz	36, Housing Estate Amber khana, Sylhet.	Shareholder	1203-7100-6219-7699	200,000	0.31%
27	Dr. Nashid Sabrina Hafiz	36, Housing Estate Amber khana, Sylhet.	Shareholder	1203-7100-6218-4531	100,000	0.16%
28	Miss. Nujhat Sadia Hafiz	36, Housing Estate Amber khana, Sylhet.	Shareholder	1203-7100-6218-4505	100,000	0.16%



Prospectus

SI	Name of Shareholders	Address	Position	BO ID	Total Shareholding	Shareholding before IPO on 64,370,000 shares
29	Prof. Dr. A.K.M Hafiz	36, Housing Estate Amber khana, Sylhet.	Shareholder	1203-0400-3471-1926	100,000	0.16%
30	Md. Jamiul Haque Jami	112, Payra, Jarnarpar, DarghaMoholla, Sylhet.	Shareholder	1203-3500-6177-8332	100,000	0.16%
31	Mrs. Jebun Nessa Khanom Chowdhury	House No. -07, Road No-08, Block-A, ShahjalalUposhohar, Sylhet	Shareholder	1203-7100-6209-4956	100,000	0.16%
32	Mr. Aftab Uddin Chowdhury Kowsor	House No. -07, Road No-08, Block-A, ShahjalalUposhohar, Sylhet	Shareholder	1203-7100-6210-2441	100,000	0.16%
33	Dr. Farzana Rahman	92, Housing Estate, Amborkhana, Sylhet	Shareholder	1203-7100-6219-7549	100,000	0.16%
34	Md. Hasan Atiq Chowdhury	Surma -1/B, Old Medical Colony, Sylhet	Shareholder	1203-7100-6223-1343	100,000	0.16%
35	Dr. Md. Nurul Afsar	Latif Villa (1st Floor), 90, Shagordigirpar, Sylhet.-3100	Shareholder	1301-8600-0078-2814	100,000	0.16%
36	Mr. Atiqur rahman	92, Housing Estate, Amborkhana, Sylhet	Shareholder	1203-0400-3607-1901	100,000	0.16%
37	Miss. Farzana Yasmin	Ali Valley, Surma R/A, Akhali, Sylhet	Shareholder	1202-5500-6207-2521	100,000	0.16%
38	Miss. Amena Yasmin	Ali Valley, Surma R/A, Akhali, Sylhet	Shareholder	1203-7100-6208-2264	3,200,000	4.97%
39	Mr. Arifur Rahman	92, Housing Estate, Amborkhana, Sylhet.	Shareholder	1203-7100-6223-7233	200,000	0.31%
40	Mrs. Elin Reza Chowdhury	House #230/1 Road # 01 Block-H, ShajalalUpashahar, Sylhet	Shareholder	1202-5500-6205-7364	4,100,000	6.37%
41	Mrs. Salma Chowdhury	Salma Villa, 13/3 FazilChist, East Subid Bazar Sylhet	Shareholder	1203-7100-6217-8739	100,000	0.16%
42	Prof. Dr. Md. Ruhul Amin	House No. # 19, Road No. # 11, Sector # 1, Uttara –A, Uttara Model Town, Dhaka	Shareholder	1203-7100-6211-7880	100,000	0.16%



Prospectus

SI	Name of Shareholders	Address	Position	BO ID	Total Shareholding	Shareholding before IPO on 64,370,000 shares
43	Mrs. Purnima Rani Roy	174/4, Uttarmagura, Kulaura, Moulovibazar	Shareholder	1202-5500-6210-2433	100,000	0.16%
44	Asst. Prof. Dr. Abdul Quddus	Azadi -58, Mirboxtula, Sylhet	Shareholder	1202-5500-6211-5723	100,000	0.16%
45	Dr. Md. Mominul Farid (Titu)	Cosmic Diagnostic Noapara, PatherhatRaozan,Chittagong	Shareholder	1202-5500-6218-2656	10,000	0.02%
46	Mrs. Rina Paul	89, Azadi, Mirboxtula, Sylhet	Shareholder	1202-5500-6207-2599	10,000	0.02%
47	Dr. Nandita Paul	89, Azadi, Mirboxtula, Sylhet	Shareholder	1202-5500-6207-2564	10,000	0.02%
48	Dr. Md Abdul Halim	14/B, Pollobi R/A, Ponitula, Sylhet	Shareholder	1202-5500-6207-2422	10,000	0.02%
49	Mrs. Nur Jahan Begum	23/5- Etim School Road, Baghbari, Sylhet	Shareholder	1203-7100-6214-7047	100,000	0.16%
50	Dr. Faruque Uddin	F/6, Shravoni R/A, Patantula,Sylhet	Shareholder	1203-5500-2621-1045	200,000	0.31%
51	Dr. Kazi Akter Uddin	Nurani-41,Bankolapara, Subidbazar, Sylhet	Shareholder	1203-1400-3217-6603	100,000	0.16%
52	Dr. Syed Borhan Uddin	Shuvecha-346, Sheikghat, Kotwali, Sylhet	Shareholder	1203-7100-6214-5072	2,023,300	3.15%
53	Dr. Rahat Iqbal Chowdhury	91- Azadi, Mirboxtula, Sylhet.	Shareholder	1203-7100-6209-9501	100,000	0.16%
54	Brig. Gen. Khademul Insan Md. Iqbal	House No. 499 (3rd Floor), Road No. 21, Mirpur Cantonment,Dhaka	Shareholder	1203-4900-6218-1321	100,000	0.16%
55	Dr. Md. Nazmul Haque	12, Housing Estate, Sylhet.	Shareholder	1204-5000-6204-2206	100,000	0.16%
56	Dr. Md Redwanul karim	Shaplabag R/A, House: 18, Road: 03 Tilagor, Sylhet	Shareholder	1202-5500-6213-4568	100,000	0.16%
57	Mrs. Malika Farida Yasmin	Waves, 86/A, Amberkhana, Sylhet	Shareholder	1204-2900-4602-5773	100,000	0.16%
58	Dr. Anjan Kumar Singha	Alpona-72, Senpara, Shibgonj, Sylhet	Shareholder	1203-7100-6208-1136	10,000	0.02%
59	Dr. Madhusudan Saha	89/4 Kajal Shah, Block-D, Sylhet	Shareholder	1202-1500-2213-6421	10,000	0.02%
60	Mrs. Nibedita Saha	89/4 Kajal Shah, Block-D, Sylhet	Shareholder	1202-5500-6207-2655	10,000	0.02%



Prospectus

SI	Name of Shareholders	Address	Position	BO ID	Total Shareholding	Shareholding before IPO on 64,370,000 shares
61	Dr. Gulam Mawla Chowdhury	Upazilla Health Complex, Chatak, Sylhet	Shareholder	1202-5500-6211-5806	10,000	0.02%
62	Dr. Begum Lutfun Naher	58, Renesa, Road-05, Block-A, Surma R/A, Sylhet	Shareholder	1204-5000-3317-9569	110,000	0.17%
63	Dr. Samiha Rahman Chandra	33, Renesa, Road # 03, Block# B, Surma R/A	Shareholder	1204-5000-6192-1928	10,000	0.02%
64	Dr. Md. Abdul Wahid	House No. -14, Road No-30, Block -D, ShahjalalUposhohar, Sylhet	Shareholder	1203-0400-3286-4993	10,000	0.02%
65	Dr. Rukhshana Jahan	116, Kajalshah R/A, Sylhet	Shareholder	1203-7100-6214-4988	10,000	0.02%
66	Dr. Saima Haque Lisa	58, Renesa, Road-05, Block-A, Surma R/A, Sylhet.	Shareholder	1203-0400-3317-9577	10,000	0.02%
67	Mrs. Joynob Begum	Phatantula Sylhet.	Shareholder	1202-5500-6207-2703	110,000	0.17%
68	Md. Ikram Rashid	Phatantula Sylhet.	Shareholder	1203-7100-6208-1187	10,000	0.02%
69	Dr. Md. Kausar Ahmed	51, Nirjor Lovely Road, Subid Bazar, Sylhet	Shareholder	1203-7500-2109-5195	10,000	0.02%
70	Dr. A.T. Reza Ahmed	Nizum -145, Bagbari, Sylhet	Shareholder	1203-7100-6208-1409	10,000	0.02%
71	Mrs. Hosneara Begum	68, Mojumdari, Amberkhana, Sylhet.	Shareholder	1203-7100-6217-8605	10,000	0.02%
72	Dr. Arunavo Das	Guning Park, Habiganj.	Shareholder	1202-5500-6213-4592	10,000	0.02%
73	Dr. Arpita Das	Guning Park, Habiganj.	Shareholder	1202-5500-6213-4584	10,000	0.02%
74	Mr. Atonu Das	Guning Park, Habiganj.	Shareholder	1202-5500-6214-9153	10,000	0.02%
75	Mrs. Fahmida Islam	Mirjajangal, Sylhet.	Shareholder	1201-8700-6205-9735	10,000	0.02%
76	Mr. Muin Uddin Md. Maruf	Mirjajangal, Sylhet.	Shareholder	1201-8700-6205-9743	10,000	0.02%
77	Dr. Premananda Das	50, Nabab Road, Kazal Shah, Sylhet.	Shareholder	1202-5500-6210-2872	10,000	0.02%
78	Dr. Syed Muzibur Rahman	Prantik-58/B, Chirakandi R/A, Habiganj.	Shareholder	1202-5500-6210-2425	10,000	0.02%
79	Dr. Habibul Islam	Durbar R/A-44, Sheikghat, Kolapara, Sylhet.	Shareholder	1203-5500-6200-6601	10,000	0.02%



Prospectus

SI	Name of Shareholders	Address	Position	BO ID	Total Shareholding	Shareholding before IPO on 64,370,000 shares
80	Md. Samiur Rahman Lasker	House# 12, Block-A, Main Road, Uposhahar, Sylhet	Shareholder	1601-8800-6188-7628	10,000	0.02%
81	Md. Tahmid Rahman Lasker	House# 12, Block-A, Main Road, Uposhahar, Sylhet	Shareholder	1601-8800-6188-7636	10,000	0.02%
82	Dr. Md. Mubin Uddin Akhanji	House# 07, Block-A, Road No, 08, Uposhahar, Sylhet	Shareholder	1203-7100-6214-4441	10,000	0.02%
83	Mst. Akhtarunnessa Chowdhury	House# 07, Block-A, Road No, 08, Uposhahar, Sylhet	Shareholder	1203-7100-6214-4747	10,000	0.02%
84	Syeda Abida Sultana	Surma R/A, Akhalia, Sylhet.	Shareholder	1204-3100-6218-4663	100,000	0.16%
85	Mrs. Habiba Khatun	31/A Waves, East Dorgah Gate, Sylhet.	Shareholder	1203-7100-6218-4671	200,000	0.31%
86	Dr. Jumana Jalil	3/C, Merlin Tower, Subid Bazar, Sylhet.	Shareholder	1203-7100-6209-9006	100,000	0.16%
87	Dr. Halima Sadia Tamanna	Vill :Dasura, Post Office: Dasura Bazar P/S: Beanibazar.	Shareholder	1203-7100-6211-7981	10,000	0.02%
88	Dr. Sushil Kumar Sinha	Ranapink, Squaremarket, Golapgonj, Sylhet.	Shareholder	1204-3100-3903-1694	10,000	0.02%
89	Dr. Abu Saleh Saifuddin Md. Tuha	House# No: 196 Block-E, Road No, 06, Uposhahar, Sylhet	Shareholder	1203-7100-6208-0331	10,000	0.02%
90	Dr. Md. Shafquatur Rahman	House #33, Road #3, Street Name: Renesa, Surma R/A, Akhalia, Sylhet.	Shareholder	1204-5000-6203-4307	100,000	0.16%
91	Mr. Abu Bakkar	4/A, LiakatBavan (3rd Floor) Jallar Par Road, Sylhet.	Shareholder	1203-4100-6146-0975	100,000	0.16%
92	Dr. Ishrat Laila	House No: 1, Road No.7/A, Sector: 3, Uttara Dhaka-1230.	Shareholder	1203-3000-6202-0387	100,000	0.16%
93	Prof. Dr. Md. Manajjir Ali	Ali Valley, Surma R/A, Akhali, Sylhet.	Shareholder	1201-8700-3521-5315	200,000	.31%
94	Prof Dr. Md. Moseh Uddin Chy	Surma -1/B, Old Medical Colony, Sylhet	Shareholder	1203-7100-6223-7359	100,000	0.16%
95	Prof. Dr. Md. Ismail Patwary	Mitali R/A, Subid Bazar, Sylhet	Shareholder	1202-5500-6205-7230	100,000	0.16%



Prospectus

SI	Name of Shareholders	Address	Position	BO ID	Total Shareholding	Shareholding before IPO on 64,370,000 shares
96	Dr. Md. Shafiu Islam Khaled	68, Mojumdari, Amberkhana, Sylhet	Shareholder	1203-7100-4155-9127	100,000	0.16%
97	Mrs. Rama Das Gupta	JharnaVilla, Nowab Road, KazolShah, Sylhet.	Shareholder	1201-8700-2140-6793	100,000	0.16%
98	Dr. Manirul Islam	Vill. Prithim Pasha, Upazilla:Kulaura, Drist. Moulvibazar	Shareholder	1202-5500-6210-2451	100,000	0.16%
99	Mrs. Shaheda Chowdhury	91, Azadi, Mirboxtula, Sylhet.	Shareholder	1202-1500-3710-5682	100,000	0.16%
100	Mrs. Nahid Zubeda Majid	Islam Monzil, Noyapara, Lamabazar, Sylhet.	Shareholder	1201-8500-2015-0623	100,000	0.16%
101	Syeda Rahima Begum	House # 103, Road # 03, Block-E, ShahjalalUpashahar, Sylhet,	Shareholder	1203-0600-2067-9488	100,000	0.16%
102	Chowdhury Asma	House # 12, Road # 19, Block-B, ShahjalalUpashahar, Sylhet,	Shareholder	1202-5500-6213-4576	100,000	0.16%
103	Dr. Md. Shafiu Azam	Ground Floor 36, Housing Estate, Amborkhana, Sylhet.	Shareholder	1203-7100-6217-8803	200,000	0.31%
104	Prof. Dr. Aminur Rahman Lasker	House No. -12, Main Road, Block-H ShahjalalUpashohar, Sylhet	Shareholder	1601-8800-6188-7611	200,000	0.31%
105	Sultana Nargis	House-35, Road-5, Shamoly, Dhaka.	Shareholder	1202-5500-6066-4599	350,000	0.54%
106	Prof. Dr. Md. Abdus Salam	10, Sylvision, Road # 07, Block-A, ShahjalalUpashohar, Sylhet,	Shareholder	1204-5000-6183-9374	100,000	0.16%
107	Dr. Tanmoy Bhattacharjee	Modhushohid Road, KazolShah, Sylhet.	Shareholder	1203-5500-6188-7398	100,000	0.16%
108	Dr. Rasheda Chowdhury	Rahman Bhaban, Jalali-13, Electric Supply Road, Sylhet.	Shareholder	1301-8600-2351-8240	100,000	0.16%
109	Dr. Mosfique Hussain Chy.	Al- Rafi Hospital, Hobigonj.	Shareholder	1203-5200-1690-0099	100,000	0.16%
110	Mrs. Afifa Begum	Dorgah Mohall, Sylhet.	Shareholder	1201-8500-6209-7149	100,000	0.16%



Prospectus

SI	Name of Shareholders	Address	Position	BO ID	Total Shareholding	Shareholding before IPO on 64,370,000 shares
111	Dr. Mufazzil Hussain	Village: Safamarwa Medico, Khanighat, Sylhet.	Shareholder	1202-5500-6207-2604	100,000	0.16%
112	Dr. Abu Muhit Chowdhury	East Mirzapara, Moulvibazar.	Shareholder	1203-4500-1482-7949	100,000	0.16%
113	Dr. Dilip Kumar Roy	16/C/I, Baily Height, 2, Now Ratan Colony, Now Baily Road, Dhaka-1000	Shareholder	1202-5500-6205-7521	100,000	0.16%
114	Prof. Dr. Prodyot Kumar Bhattacharyya	38/3, Shebok, Raynagor, Sylhet.	Shareholder	1204-7600-3523-3155	100,000	0.16%
115	Prof. Dr.Md. Nurul Ambia Chy.	House No. -07, Road No-08, Block-A, ShahjalalUposhohar, Sylhet,	Shareholder	1203-7100-6209-5024	100,000	0.16%
116	Mrs. Farida Yeasmin	91, Azadi, Mirboxtula, Sylhet.	Shareholder	1605-8600-6257-4489	100,000	0.16%
117	Dr. Siddharta Paul	89, Azadi, Mirboxtula, Sylhet	Shareholder	1203-6800-4864-0960	100,000	0.16%
118	Prof. Dr. Anwara Khatun	Safeway Clinic, Mirzajangal, Sylhet.	Shareholder	1204-4700-1946-3449	100,000	0.16%
119	Prof. Dr. Mashuqur Rahman Chy.	House # Renesha 33, Block # B, Road # 04,Street: Renesa, Surma R/A, Akhalia, Sylhet.	Shareholder	1301-8600-0066-2650	200,000	0.31%
120	Dr. M.A. Wahed (Jahangir)	12, Housing Estate, Sylhet	Shareholder	1204-5000-6217-6541	100,000	0.16%
121	Mr. Asif Munaz	9/1-A, Nurani, Subid Bazar, Sylhet.	Shareholder	1203-7100-6029-9453	100,000	0.16%
122	Syed Fazlul Haque	Vill: + P.O: Alinagar. P.S: Beanibazar, Sylhet.	Shareholder	1203-6200-4355-2616	100,000	0.16%
123	Gul Nahar Khanam	Shuvecha -346, Sheikghat, Kotwali, Sylhet.	Shareholder	1201-8200-2035-5096	100,000	0.16%
124	Ahmed Farabi Chowdhury	House-35,Road-5,Shamoly, Dhaka	Shareholder	1202-5500-6066-4473	1,120,000	1.74%
125	Dr. Farhat Mohal	Mather Care Clinic, Old Madical Road, Sylhet.	Shareholder	1203-7500-0046-9979	10,000	0.02%
126	Dr. Md. Nasir Uddin Bhuiyan	23/5- Etim School Road, Baghbari, Sylhet	Shareholder	1203-7100-6214-7336	10,000	0.02%



Prospectus

SI	Name of Shareholders	Address	Position	BO ID	Total Shareholding	Shareholding before IPO on 64,370,000 shares
127	Mr. Nazmush Sakib Bhuiyan	23/5- Etim School Road, Baghbari, Sylhet	Shareholder	1605-8600-6257-4687	10,000	0.02%
128	Dr. Safir Uddin Ahmed	Excel Tower, 7th Floor, Subid Bazar, Sylhet	Shareholder	1204-7600-4001-8787	10,000	0.02%
129	Dr. Md. Abul Kalam	Vill:Noagram, Beani Bazar, Sylhet.	Shareholder	1203-7100-6217-8704	10,000	0.02%
130	Mrs. Shamima Rasul	91 Azadi, Mirboxtula, Sylhet	Shareholder	1202-5500-6211-5830	10,000	0.02%
131	Dr. Faiz Ahmed Chowdhury	Panidhar, Borlekha, Moulvibazar, Sylhet	Shareholder	1202-5500-6210-2757	10,000	0.02%
132	Dr. Md. Khalesul Hasan	143/A, Lake View, Kajal Shah, Sylhet.	Shareholder	1204-3100-6207-6843	10,000	0.02%
133	Dr. Lubaba Haque Eza	58, Renesa, Road-05, Block-A, Surma R/A, Sylhet.	Shareholder	1203-7100-6217-9923	10,000	0.02%
134	Syeda Sha Banu Luba Ferdousi	Adinabad, Charkhai, Beanibazar, Sylhet.	Shareholder	1605-8600-6257-4877	10,000	0.02%
135	Dr. Md. Sanur Ali (Mamun)	Bishwanath, Sylhet.	Shareholder	1605-4700-5077-1884	10,000	0.02%
136	Dr. Md. Abdul Hannan	Noabazar, Akhalia, Sylhet.	Shareholder	1202-5500-6205-7115	10,000	0.02%
137	Dr. Shameem Anwarul Haque	Housing estate, Amberkhana, Sylhet.	Shareholder	1204-5000-6221-1330	10,000	0.02%
138	Dr. Dilshad Parveen	118, Central Road, Moulvibazar.	Shareholder	1203-7500-5895-4221	10,000	0.02%
139	Mrs. Lucky Rani Sarker	Moulvibazar. Sylhet.	Shareholder	1202-8500-6201-7555	10,000	0.02%
140	Mrs. Laila Chowdhury	Mirjajangal, Sylhet.	Shareholder	1201-8700-6205-9727	10,000	0.02%
141	Dr. Sirajul Islam Khan	Balagonj, Sylhet.	Shareholder	1201-8700-3500-7973	10,000	0.02%
142	Dr. Ashutosh Das	Notunpara, Sunamgonj.	Shareholder	1203-7100-6215-3790	10,000	0.02%
143	Dr. Bidith Ranjan Dab	Komodiatowes, Howapara, Sylhet.	Shareholder	1203-1800-3520-1965	10,000	0.02%
144	Dr. Digendra Chandra Nath	Dasherbazar, Borlekha, Moulvibazar	Shareholder	1203-7100-6211-7920	10,000	0.02%
145	Dr. Farzana Banu	Lab Aid Hospital, Gulsan-2, Dhaka.	Shareholder	1202-5500-6210-2369	10,000	0.02%



Prospectus

SI	Name of Shareholders	Address	Position	BO ID	Total Shareholding	Shareholding before IPO on 64,370,000 shares
146	Dr. Hamida Begum	Goalabazar, Sylhet.	Shareholder	1203-7100-6223-1351	10,000	0.02%
147	Dr. Jyotirmay Dutta	Derai, Sunamgonj.	Shareholder	1203-5500-1550-6164	10,000	0.02%
148	Dr. Madhabi Rani Deb	Mirzazangal, Sylhet.	Shareholder	1203-7100-6214-4821	10,000	0.02%
149	Md. Mohibur Rahman	75/A, Kazitula, Sylhet	Shareholder	1203-7100-6217-9923	10,000	0.02%
150	Dr. Md. Mojammel Hossain	RayNagor, Mirabazar, Sylhet.	Shareholder	1203-7100-6223-7557	10,000	0.02%
151	Dr. Rasendra Kumar Talukder	Derai, Sunamgonj.	Shareholder	1203-7100-6219-7506	10,000	0.02%
152	Dr. Rezina Mustarin	Uposahar, Sylhet.	Shareholder	1202-5500-6205-7158	10,000	0.02%
153	Dr. Sudhendu Bikash Das	Mirrajangal, Sylhet	Shareholder	1203-7100-6223-7514	10,000	0.02%
154	Dr. Syed Shahidul Islam	29 Suravi, Hasan Nagar, Sunamgonj.	Shareholder	1204-7600-2603-1184	10,000	0.02%
155	Mrs. Rahima Jahan Mitu	Haji Market, Goalabazar. Sylhet.	Shareholder	1203-7100-6223-1378	10,000	0.02%
156	Mrs. Jahanara Begum	(Near to Ayesha Medicare, Lamabazar, R.M Tower, Sylhet.	Shareholder	1204-5000-6207-9898	10,000	0.02%
157	Mrs. Kaniz Fatema Chowdhury	Nobarun-232, Azizabad, Sunarbongla, Shibgonj. Sylhet.	Shareholder	1602-1100-4688-0963	10,000	0.02%
158	Mrs. Kazi Nazma Akther	Ujanipara, East Shahbajpur, Barlekha, Moulovibazar.	Shareholder	1201-8700-6206-0244	10,000	0.02%
159	Mrs. Mita Dey	ParamaKutir, 50/1, Kazal Shah, Block-D, Sylhet, Sadar, Sylhet.	Shareholder	1203-7100-6211-7899	10,000	0.02%
160	Mrs. Shahzia Parvin Sami	Uposahar, Sylhet.	Shareholder	1605-8600-6257-4553	10,000	0.02%
161	Mrs. Rebeka Sultana	FazilChist, Subid Bazar, Sylhet	Shareholder	1203-7100-6215-3873	20,000	0.03%
162	Syeda Sharmin Sarwar	Nurani-41, Bankolapara, Subidbazar. Sylhet	Shareholder	1203-1800-6212-7465	10,000	0.02%
163	Mrs. Tandra Das	Guning Park, Habiganj	Shareholder	1202-5500-6214-9062	10,000	0.02%
164	Miss. Noor-E-Jannat	Phatantula Sylhet.	Shareholder	1203-7100-6208-2114	10,000	0.02%
165	Dr. Faruque Ahmed Chy.	Waves, 86/A, Amberkhana, Sylhet	Shareholder	1204-2900-3287-8576	100,000	0.16%



Prospectus

SI	Name of Shareholders	Address	Position	BO ID	Total Shareholding	Shareholding before IPO on 64,370,000 shares
166	Mr Nabil Rahman	9/4, Corner View, Subid Bazar, Sylhet	Shareholder	1203-7100-6214-6995	100,000	0.16%
167	Farmers Hopes Limited	Plot No.-167, Fakirkhali Road, Barith, Dhaka – 1212	Shareholder	1202-5500-6270-4378	750,000	1.17%
168	Mohammad Towhidul Islam	House No: F-12, Road: 8, Block: F, Section: 7, Mirpur, Dhaka – 1216	Shareholder	1202-8300-5570-7558	250,000	0.39%
169	A. B. M. Tanvir Hossain	House: GP/GA-25, Mohakhali, Gulshan, Dhaka-1212	Shareholder	1203-0400-1340-9912	250,000	0.39%
170	Shakil Mahmud	Nachon Mohuri, Aynapur, Jhinaigati, Sherpur - 2130	Shareholder	1605-5500-6210-1886	500,000	0.78%
171	Horipur Feed Limited	40, Hazi Nagar, Ideal Road, Sarulia, Demra, Dhaka – 1361	Shareholder	1203-0400-6259-6431	750,000	1.17%
172	Habibur Rahman Sikder	Sikder Saheber Bari, Hazi Nagar, Sarulia, Demra, Dhaka-1361	Shareholder	1605-8600-6375-3462	250,000	0.39%
173	Tamanna Ahmed	9/4, Corner View, Subid Bazar, Sylhet	Shareholder	1202-5500-6208-8708	250,000	0.39%
Total					64,370,000	100.00%

b) There shall also be a table showing the name and address, age, experience, BO ID Number, TIN number, numbers of shares held including percentage, position held in other companies of all the directors before the public issue:

Sl.	Name of Director	Address	Age	Experience	BO ID	TIN	No. of Share	(% Pre IPO)	Position held in other organization	
									Organization	Position
1	Mrs. Naim Fatema	36, Housing Estate Amberkhana, Sylhet	63	20	1203-7100-6217-9064	132208825597	5,410,000	8.40%	North East Medical College Hospital	Director
2	Dr. Md Badrul Haque Rukan	58, Renesa, Road-05, Block-A, Surma R/A, Sylhet	64	35	1203-7100-6210-1521	469270616666	12,664,130	19.67%	Park View Medical College Hospital, Sylhet	Director



Prospectus

3	Dr. Md. Azizur Rahman	92, Housing Estate, Amborkhana, Sylhet	71	35	1203-7100-6208-1417	148500281547	3,015,870	4.69%	North East Medical College Hospital	Director
									Al Amin Dental College, Sylhet	Chairman & Director
4	Dr. Shahana Ferdous Chowdhury	36, Housing Estate, Amborkhana, Sylhet	57	24	1203-7100-6208-1179	443998982363	3,330,000	5.17%	United Poly Clinic, Sylhet	Director
5	Dr. Gulshan-E-Jahan	Renessa-50, Block-B, Road No.-4, Surma R/A. Akhalia, Sylhet-3100	61	30	1203-7100-6209-5305	468434253723	3,160,000	4.91%	Fair Health Hospital, Sylhet	Director
6	Dr. Md. Harunur Rashid	Sebok 1, Mukhter Kha Kir Mani, Sylhet-3100	63	32	1204-3100-2139-6412	782941870028	3,180,000	4.94%	None	None
7	Dr. Mahmudul Majid Chowdhury	36 Jalalabad Aha/A, Sylhet-3100	65	35	1203-7100-6218-4721	394798854391	2,950,000	4.58%	Medi Aid Diagnostic Centre, Sylhet	Director
8	Prof. Dr. Faisal Ahmed	31/A Waves, East Dorgah Gate, Sylhet	63	32	1203-7100-6217-9064	653529149757	2,906,700	4.52%	Sylhet Women's Medical College	Director
									Surma Medical Services Ltd, Sylhet	Director
9	Prof. Dr. Md Abul Ahabab	House # 103, Road # 03, Block-E, Shahjalal Upashahar, Sylhet	65	35	1204-7600-3739-1893	338916379443	100,000	0.16%	Surma Medical Services Ltd, Sylhet	Director
10	Prof. Dr. Md. Rezaul Karim	House #230/1, Road # 01 Block-H, Upashahar, Sylhet	65	35	1202-5500-6207-2721	544916407903	200,000	0.31%	Sylhet Women's Medical College, Sylhet	Director
11	Dr. Iqbal Hossain Chowdhury	91, Azadi, mirbox Tula, Post: Sylhet	64	34	None	None	None	None	None	None



Prospectus

c) The average cost of acquisition of equity shares by the directors certified by the auditors:

This is to certify that all the shares of Silco Pharmaceuticals Limited have been allotted to its Directors in face value & in Cash/bonus/other than cash and the average cost of acquisition of equity by the Directors is Tk. 10 each. Necessary Particulars of shareholdings, allotment dates and considerations are given below:

Date of Allotment/ Transfer	Nature of Transaction	No. of shares hold										Consideration	Average Cost of Share/Face Value (Tk.)
		Mrs. Naim Fatema	Dr. Md Badrul Haque Rukan	Dr. Md. Azizur Rahman	Dr. Shahana Ferdous Chowdhury	Dr. Gulshan-E-Jahan	Dr. Md. Harunur Rashid	Dr. Mahmudul Majid Chowdhury	Prof. Dr. Faisal Ahmed	Prof. Dr. M A Ahabab	Prof. Dr. Md. Rezaul Karim		
25.01.1995	Allotment	10,000	10,000	10,000	-	-	10,000	10,000	-	-	-	Cash	10.00
20.11.2012	Allotment	100,000	-	-	100,000	100,000	-	-	6,700	-	-	Cash	10.00
18.03. 2015	Allotment	5,300,000	16,054,130	3,105,870	3,230,000	3,060,000	3,170,000	3,040,000	3,100,000	-	-	Cash	10.00
29.04. 2015	Transfer	-	(400,000)	(100,000)	-	-	-	(100,000)	(200,000)	100,000	200,000	Cash	10.00
01.06.2016	Transfer	-	(3,000,000)	-	-	-	-	-	-	-	-	Cash	10.00
Total		5,410,000	12,664,130	3,015,870	3,330,000	3,160,000	3,180,000	2,950,000	2,906,700	100,000	200,000	-	-

The company subdivided the face value of its Ordinary share from Tk. 1,000 to Tk. 10 on dated November 20, 2012 by special resolution in the Extra Ordinary General Meeting and necessary amendments in the capital clause of the Memorandum of Association and Articles of Association were made accordingly.

Place: Dhaka
Dated: 10 October, 2017

Sd/-
AHMAD & AKHTAR
Chartered Accountants



- d) A detail description of capital built up in respect of shareholding (name-wise) of the issuer's sponsors/ directors. In this connection, a statement to be included:

Mrs. Naim Fatema, Chairman

Date of Allotment/ Transfer of fully paid- up shares	Consideration	Nature of issue	No. of Equity shares	Face value	Issue Price/Acquisition Price/Transfer Prices	Cumulative no. of Equity shares	% Pre- issue paid up capital	% Post issue paid up capital	Sources of fund
25.01.1995	Cash	Ordinary Share	10,000	10.00	10.00	10,000	8.40%	5.73%	Own Source
20.11.2012			100,000			110,000			
18.03. 2015			5,300,000			5,410,000			
Total			5,410,000						

Dr. Md Badrul Haque Rukan, Managing Director

Date of Allotment/ Transfer of fully paid- up shares	Consideration	Nature of issue	No. of Equity shares	Face value	Issue Price/Acquisition Price/Transfer Prices	Cumulative no. of Equity shares	% Pre- issue paid up capital	% Post issue paid up capital	Sources of fund
25.01.1995	Cash	Ordinary Share	10,000	10.00	10.00	10,000	19.67%	13.42%	Own Source
18.03. 2015			16,054,130			16,064,130			
01.06.2016			(400,000)			15,664,130			
01.06.2016			(3,000,000)			12,664,130			
Total			12,664,130						

Dr. Md. Azizur Rahman, Director

Date of Allotment/ Transfer of fully paid- up shares	Consideration	Nature of issue	No. of Equity shares	Face value	Issue Price/Acquisition Price/Transfer Prices	Cumulative no. of Equity shares	% Pre- issue paid up capital	% Post issue paid up capital	Sources of fund
25.01.1995	Cash	Ordinary Share	10,000	10.00	10.00	10,000	4.69%	3.20%	Own Source
18.03. 2015			3,105,870			3,115,870			
01.06.2016			(100,000)			3,015,870			
Total			3,015,870						



Dr. Shahana Ferdous Chowdhury, Director

Date of Allotment/ Transfer of fully paid- up shares	Consideration	Nature of issue	No. of Equity shares	Face value	Issue Price/Acquisition Price/Transfer Prices	Cumulative no. of Equity shares	% Pre- issue paid up capital	% Post issue paid up capital	Sources of fund
20.11.2012	Cash	Ordinary Share	100,000	10.00	10.00	100,000	5.17%	3.53%	Own Source
18.03. 2015			3,230,000			3,330,000			
Total			3,330,000						

Dr. Gulshan-E-Jahan, Director

Date of Allotment/ Transfer of fully paid- up shares	Consideration	Nature of issue	No. of Equity shares	Face value	Issue Price/Acquisition Price/Transfer Prices	Cumulative no. of Equity shares	% Pre- issue paid up capital	% Post issue paid up capital	Sources of fund
20.11.2012	Cash	Ordinary Share	100,000	10.00	10.00	100,000	4.91%	3.35%	Own Source
18.03. 2015			3,060,000			3,160,000			
Total			3,160,000						

Dr. Md. Harunur Rashid, Director

Date of Allotment/ Transfer of fully paid- up shares	Consideration	Nature of issue	No. of Equity shares	Face value	Issue Price/Acquisition Price/Transfer Prices	Cumulative no. of Equity shares	% Pre- issue paid up capital	% Post issue paid up capital	Sources of fund
25.01.1995	Cash	Ordinary Share	10,000	10.00	10.00	10,000	4.94%	3.37%	Own Source
18.03. 2015			3,170,000			3,180,000			
Total			3,180,000						



Prospectus

Dr. Mahmudul Majid Chowdhury, Director

Date of Allotment/ Transfer of fully paid- up shares	Conside ration	Nature of issue	No. of Equity shares	Face value	Issue Price/Acquisition Price/Transfer Prices	Cumulative no. of Equity shares	% Pre- issue paid up capital	% Post issue paid up capital	Sources of fund
25.01.1995	Cash	Ordinary Share	10,000	10.00	10.00	10,000	4.58%	3.13%	Own Source
18.03. 2015			3,040,000			3,050,000			
01.06.2016			(100,000)			2,950,000			
Total			2,950,000						

Prof. Dr. Faisal Ahmed, Director

Date of Allotment/ Transfer of fully paid- up shares	Conside ration	Nature of issue	No. of Equity shares	Face value	Issue Price/Acquisition Price/Transfer Prices	Cumulative no. of Equity shares	% Pre- issue paid up capital	% Post issue paid up capital	Sources of fund
20.11.2012	Cash	Ordinary Share	6,700	10.00	10.00	6,700	4.52%	3.08%	Own Source
18.03. 2015			3,100,000			3,106,700			
01.06.2016			(200,000)			2,906,700			
Total			2,906,700						

Prof. Dr. M A Ahabab, Independent Director

Date of Allotment/ Transfer of fully paid- up shares	Conside ration	Nature of issue	No. of Equity shares	Face value	Issue Price/Acquisition Price/Transfer Prices	Cumulative no. of Equity shares	% Pre- issue paid up capital	% Post issue paid up capital	Sources of fund
29.04. 2015	Cash	Ordinary Share	100,000	10.00	10.00	100,000	0.16%	0.11%	Own Source
Total			100,000						



Prospectus

Prof. Dr. Md. Rezaul Karim, Independent Director

Date of Allotment/ Transfer of fully paid- up shares	Consideration	Nature of issue	No. of Equity shares	Face value	Issue Price/Acquisition Price/Transfer Prices	Cumulative no. of Equity shares	% Pre- issue paid up capital	% Post issue paid up capital	Sources of fund
29.04. 2015	Cash	Ordinary Share	200,000	10.00	10.00	200,000	0.31%	0.21%	Own Source
Total			200,000						

e) Detail of shares issued by the company at a price lower than the issue price:

All the shares are issued by the Company at face value of Tk. 10.00 before this issue.

f) History of significant (5% or more) changes in ownership of securities from inception:

Name and Position	Date of Allotment and Acquisition & date of shares fully paid-up	No. of Ordinary Share	% of shares holding	
			Pre IPO	Post IPO
Name: Mrs. Naim Fatema Position: Chairman	25-01-1995	10,000	8.40%	5.73%
	20-11-2012	100,000		
	18-03-2015	5,300,000		
Total		5,410,000		
Name: Dr. Md. Badrul Haque Rukan Position: Managing Director & Director	25-01-1995	10,000	19.67%	13.42%
	18-03-2015	16,054,130		
	01-06-2016	(400,000)		
	01-06-2016	(250,000)		
	01-06-2016	(750,000)		
	01-06-2016	(250,000)		
	01-06-2016	(750,000)		
	01-06-2016	(250,000)		
	01-06-2016	(500,000)		
Total	12,664,130			
Name: Dr. Shahana Ferdous Chowdhury Position: Director	20-11-2012	100,000	5.17%	3.53%
	18-03-2015	3,230,000		
Total		3,330,000		

SECTION (XIV): CORPORATE GOVERNANCE**a) Management disclosure regarding compliance with the requirements of Corporate Governance Guidelines of the Bangladesh Securities and Exchange Commission (BSEC);**

The Company declares that it has been complied with the requirements of the applicable regulations of Corporate Governance Guidelines of Bangladesh Securities and Exchange Commission (BSEC) and accordingly constitutes several committees under the board for good governance. A certificate of compliance from competent authority has been incorporated accordingly.

Sd/-

Dr. Md Badrul Haque Rukan
Managing Director
Silco Pharmaceuticals Limited

b) A compliance report of Corporate Governance requirements certified by competent authority;

**CERTIFICATE ON CORPORATE GOVERNANCE COMPLIANCE
OF
Silco Pharmaceuticals Limited**

We have examined the compliance to the BSEC guidelines on Corporate Governance by Silco Pharmaceuticals Limited, for the year ended June 30, 2017. These guidelines relate to the notification no. SEC/CMRRCD/2006-158/134/Admin/44 dated August 07, 2012 as amended vide notification dated 21 July 2013 and 18 August 2013 of Bangladesh Securities and Exchange Commission (BSEC) on Corporate Governance.

Such compliance to the codes of Corporate Governance is the responsibility of the management of the company. Our examination for the purpose of issuing this certificate was limited to the procedures and implementation thereof as adopted by the management in ensuring compliance to the condition of corporate governance.

In our opinion and to the best of our information and according to the explanations provided to us, we certify that the Company has complied with the conditions of Corporate Governance as stipulated in the above mentioned guidelines issued by BSEC.

Sd/-
Ata Karim & Co
Chartered Accountants

Place: Dhaka
Date: 16 October 2017

COMPLIANCE REPORT ON BSEC'S NOTIFICATION
Silco Pharmaceuticals Limited

Status of Compliance with the conditions imposed by the Commission's Notification No. SEC/CMRRCD/2006-158/134/Admin/44 dated 07 August 2012 as amended vide notification dated 21 July 2013 and 18 August 2013 issued under section 2CC of the Securities and Exchange Ordinance, 1969:

(Report under condition no. 7.00)

Condition No.	Title	Compliance Status (Put ✓ in the appropriate column)		Remarks (if any)
		Complied	Not Complied	
1	Board of Directors:			
1.1	Board's Size			
	The number of the Board members of the company shall not be less than 5 (five) or more than 20 (twenty)	✓		
1.2	Independent Directors:			
1.2 (i)	At least one fifth (1/5) of the total number of directors in the Company's Board	✓		Including independent director total numbers of directors in the board is 11 (Eleven)
1.2 (ii) a)	Does not hold any share in the company or holds less than one percent (1%) shares of the total paid-up shares of the company	✓		
1.2 (ii) b)	Not a sponsor of the company and is not connected with the company's any sponsor or director or shareholder who holds one percent (1%) or more shares of the total paid-up shares of the company on the basis of family relationship	✓		
1.2 (ii) c)	Does not have any other relationship, whether pecuniary or otherwise, with the company or its subsidiary/associated companies	✓		
1.2 (ii) d)	Not a member, director or officer of any stock exchange	✓		
1.2 (ii) e)	Not a shareholder, director or officer of any member of stock exchange or an intermediary of the capital market	✓		
1.2 (ii) f)	Not a partner or an executive or was not a partner or an executive during the preceding 3 (three) years of the concerned company's statutory audit firm	✓		
1.2 (ii) g)	who shall not be an independent director in more than 3 (three) listed companies	✓		
1.2 (ii) h)	who has not been convicted by a court of competent jurisdiction as a defaulter in payment of any loan to a bank or a Non-Bank Financial Institution (NBFI)	✓		
1.2 (ii) i)	who has not been convicted for a criminal offence involving moral turpitude	✓		
1.2 (iii)	Shall be appointed by the board of directors and approved by the shareholders in the Annual General Meeting (AGM)	✓		
1.2 (iv)	Cannot remain vacant for more than 90 (ninety) days	✓		
1.2 (v)	The Board shall lay down a code of conduct of all Board members and annual compliance of the code to be recorded	✓		
1.2 (vi)	The tenure of office of an independent director shall be for a period of 3 (three) years, which may be extended for 1 (one) term only	✓		
1.3	Qualification of Independent Director (ID):			

Condition No.	Title	Compliance Status (Put ✓ in the appropriate column)		Remarks (if any)
		Complied	Not Complied	
1.3 (i)	Independent Director shall be a knowledgeable individual with integrity who is able to ensure compliance with financial, regulatory and corporate laws and can make meaningful contribution to business	✓		
1.3 (ii)	Should be a Business Leader/Corporate Leader/Bureaucrat/University Teacher with Economics or Business Studies or Law background/Professionals like Chartered Accountants, Cost & Management Accountants, Chartered Secretaries. The independent director must have at least 12 (twelve) years of Corporate management/professional experiences.	✓		
1.3 (iii)	In special cases the above qualifications may be relaxed subject to prior approval of the Commission.			N/A
1.4	Chairman of the Board and Chief Executive Officer:			
	The positions of the Chairman of the Board and the Chief Executive Officer of the companies shall be filled by different individuals	✓		
1.5	The Directors' Report to Shareholders:			
	The Directors' of the company shall include the following additional statements in the Director's report prepared under section 184 of the Companies Act, 1994 (Act No. XVIII of 1994)			
1.5 (i)	Industry outlook and possible future developments in the industry	✓		
1.5 (ii)	Segment-wise or product-wise performance.	-	-	N/A
1.5 (iii)	Risks and concerns.	✓		
1.5 (iv)	A discussion on Cost of Goods sold, Gross Profit Margin and Net Profit Margin	✓		
1.5 (v)	Discussion on continuity of any Extra-Ordinary gain or loss.			N/A
1.5 (vi)	Basis for related party transactions- a statement of all related party transactions should be disclosed in the annual report.	✓		
1.5 (vii)	Utilization of proceeds from public issues, rights issues and/or through any others instruments.			N/A
1.5 (viii)	An explanation if the financial results deteriorate after the company goes for Initial Public Offering (IPO), Repeat Public Offering (RPO), Rights Offer, Direct Listing, etc.			N/A
1.5 (ix)	If significant variance occurs between Quarterly Financial performance and Annual Financial Statements the management shall explain about the variance on their Annual Report.			N/A
1.5 (x)	Remuneration to directors including independent directors.	✓		Independent Directors have not received any remuneration only Managing Director received the remuneration.
1.5 (xi)	The financial statements prepared by the management of the issuer company present fairly its state of affairs, the result of its operations, cash flows and changes in equity	✓		
1.5 (xii)	Proper books of account of the issuer company have been maintained.	✓		
1.5 (xiii)	Appropriate accounting policies have been consistently applied in preparation of the financial statements and that the accounting estimates are based on reasonable and prudent judgment.	✓		
1.5 (xiv)	International Accounting Standards (IAS)/ Bangladesh Accounting Standards (BAS)/ International Financial Reporting Standards (IFRS)/Bangladesh Financial Reporting Standards (BFRS), as applicable	✓		

Condition No.	Title	Compliance Status (Put ✓ in the appropriate column)		Remarks (if any)
		Complied	Not Complied	
	in Bangladesh, have been followed in preparation of the financial statements and any departure there-from has been adequately disclosed.			
1.5 (xv)	The system of internal control is sound in design and has been effectively implemented and monitored.	✓		
1.5 (xvi)	There are no significant doubts upon the issuer company's ability to continue as a going concern. If the issuer company is not considered to be a going concern, the fact along with reasons thereof should be disclosed.	✓		
1.5 (xvii)	Significant deviations from the last year's operating results of the issuer company shall be highlighted and the reasons thereof should be explained.			N/A
1.5 (xviii)	Key operating and financial data of at least preceding 5 (five) years shall be summarized.	✓		
1.5 (xix)	If the issuer company has not declared dividend (cash or stock) for the year, the reasons thereof shall be given.			Business Growth & Re-Investment
1.5 (xx)	The number of Board meetings held during the year and attendance by each director shall be disclosed.	✓		
1.5 (xxi)	The pattern of shareholding shall be reported to disclose the aggregate number of shares (along with name wise details where stated below) held by:			
1.5 (xxi) a)	Parent/Subsidiary/Associated Companies and other related parties (name wise details);			N/A
1.5 (xxi) b)	The pattern of shareholding of Directors, Chief Executive Officer, Company Secretary, Chief Financial Officer, Head of Internal Audit and their spouses and minor children (name wise details);	✓		
1.5 (xxi) c)	The pattern of shareholding Executives;			N/A
1.5 (xxi) d)	Shareholders holding ten percent (10%) or more voting interest in the company (name wise details)	✓		
1.5 (xxii)	In case of the appointment/re-appointment of a director the company shall disclose the following information to the shareholders:			
1.5 (xxii) a)	a brief resume of the director	✓		
1.5 (xxii) b)	Nature of his/her expertise in specific functional areas;	✓		
1.5 (xxii) c)	Names of companies in which the person also holds the directorship and the membership of committees of the board.	✓		
2.	Chief Financial Officer (CFO), Head of Internal Audit and Company Secretary:			
2.1	Appointment			
	The company shall appoint a Chief Financial Officer (CFO), a Head of Internal Audit (Internal Control and Compliance) and a Company Secretary (CS). The Board of Directors should clearly define respective roles, responsibilities and duties of the CFO, the Head of Internal Audit and the CS.	✓		
2.2	Requirement to attend the Board Meetings			
	The CFO and the Company Secretary of the Companies shall attend the meetings of the Board of Directors, provided that the CFO and/or the Company Secretary shall not attend such part of a meeting of the Board of Directors which involves consideration of an agenda item relating to their personal matters.	✓		
3.	Audit Committee:			

Condition No.	Title	Compliance Status (Put V in the appropriate column)		Remarks (if any)
		Complied	Not Complied	
3 (i)	The company shall have an Audit Committee as a sub-committee of the Board of Directors.	✓		
3 (ii)	The Audit Committee shall assist the Board of Directors in ensuring that the financial statements reflect true and fair view of the state of affairs of the company and in ensuring a good monitoring system within the business.	✓		
3 (iii)	The Audit Committee shall be responsible to the Board of Directors. The duties of the Audit Committee shall be clearly set forth in writing.	✓		
3.1	Constitution of the Audit Committee:			
3.1 (i)	The Audit Committee shall be composed of at least 3 (three) members.	✓		
3.1 (ii)	The Board of Directors shall appoint members of the Audit Committee who shall be directors of the company and shall include at least 1 (one) independent director.	✓		
3.1 (iii)	All members of the audit committee should be “financially literate” and at least 1 (one) member shall have accounting or related financial management experience.	✓		
3.1 (iv)	When the term of service of the Committee members expires or there is any circumstance causing any Committee member to be unable to hold office until expiration of the term of service, thus making the number of the committee members to be lower than the prescribed number of 3 (three) persons, the Board of Directors shall appoint the new Committee member(s) to fill up the vacancy(ies) immediately or not later than 1 (one) month from the date of vacancy(ies) in the Committee to ensure continuity of the performance of work of the Audit Committee.			N/A
3.1 (v)	The company secretary shall act as the secretary of the Committee.	✓		
3.1 (vi)	The quorum of the Audit Committee meeting shall not constitute without at least 1 (one) independent director.	✓		
3.2	Chairman of the Audit Committee:			
3.2 (i)	The Board of Directors shall select 1 (one) member of the Audit Committee to be Chairman of the Audit Committee, who shall be an independent director.	✓		
3.2 (ii)	Chairman of the audit committee shall remain present in the Annual General Meeting (AGM).	✓		
3.3	Role of Audit Committee:			
3.3 (i)	Oversee the financial reporting process.	✓		
3.3 (ii)	Monitor choice of accounting policies and principles.	✓		
3.3 (iii)	Monitor Internal Control Risk management process.	✓		
3.3 (iv)	Oversee hiring and performance of external auditors.	✓		
3.3 (v)	Review along with the management, the annual financial statements before submission to the board for approval.	✓		
3.3 (vi)	Review along with the management, the quarterly and half yearly financial statements before submission to the board for approval.	✓		
3.3 (vii)	Review the adequacy of internal audit function.	✓		
3.3 (viii)	Review statement of significant related party transactions submitted by the management.	✓		
3.3 (ix)	Review Management Letters/ Letter of Internal Control weakness issued by statutory auditors.	✓		

Condition No.	Title	Compliance Status (Put V in the appropriate column)		Remarks (if any)
		Complied	Not Complied	
3.3 (x)	When money is raised through Initial Public Offering (IPO)/Repeat Public Offering (RPO)/ Rights Issue the company shall disclose to the Audit Committee about the uses/applications of funds by major category (capital expenditure, sales and marketing expenses, working capital, etc), on a quarterly basis, as a part of their quarterly declaration of financial results			N/A
3.4	Reporting of the Audit Committee:			
3.4.1	Reporting to the Board of Directors:			
3.4.1 (i)	The Audit Committee shall report on its activities to the Board of Directors.	✓		
3.4.1 (ii) a)	Report on conflicts of interests;			N/A
3.4.1 (ii) b)	Suspected or presumed fraud or irregularity or material defect in the internal control system;			N/A
3.4.1 (ii) c)	Suspected infringement of laws, including securities related laws, rules and regulations;			N/A
3.4.1 (ii) d)	Any other matter which shall be disclosed to the Board of Directors immediately.			N/A
3.4.2	Reporting to the Authorities			
	If the Audit Committee has reported to the Board of Directors about anything which has material impact on the financial condition and results of operation and has discussed with the Board of Directors and the management that any rectification is necessary and if the Audit Committee finds that such rectification has been unreasonably ignored, the Audit Committee shall report such finding to the commission, upon reporting of such matters to the Board of Directors for three times or completion of a period of 6 (six) months from the date of first reporting to the Board of Directors, whichever is earlier.			N/A
3.5	Reporting to the Shareholders and General Investors			
	Report on activities carried out by the Audit Committee, including and report made to the Board of Directors under conditions 3.4.1 (ii) above during the year, shall be signed by the Chairman of the Audit Committee and disclosed in the annual report of the issuer company.	✓		
4.	External/Statutory Auditors:			
4 (i)	The issuer company should not engage its external/statutory auditors to perform the following services of the company; namely: Appraisal or valuation services or fairness opinions.	✓		
4 (ii)	Financial information systems design and implementation.	✓		
4 (iii)	Book-keeping or other services related to the accounting records or financial statements.	✓		
4 (iv)	Broker-dealer services.	✓		
4 (v)	Actuarial services.	✓		
4 (vi)	Internal audit services.	✓		
4 (vii)	Any other service that the Audit Committee determines.	✓		
4 (viii)	No partner or employees of the external audit firms shall possess any share of the company they audit at least during the tenure of their audit assignment of that company.	✓		
5.	Subsidiary Company:			
5 (i)	Provisions relating to the composition of the Board of Directors of the holding company shall be made applicable to the composition of the Board of Directors of the subsidiary company.			N/A

Condition No.	Title	Compliance Status (Put V in the appropriate column)		Remarks (if any)
		Complied	Not Complied	
5 (ii)	At least 1 (one) independent director on the Board of Directors of the holding company shall be a director on the Board of Directors of the subsidiary company.			N/A
5 (iii)	The minutes of the Board meeting of the subsidiary company shall be placed for review at the following Board meeting of the holding company.			N/A
5 (iv)	The minutes of the respective Board meeting of the holding company shall state that they have reviewed the affairs of the subsidiary company also.			N/A
5 (v)	The Audit Committee of the holding company shall also review the financial statements, in particular the investments made by the subsidiary company.			N/A
6	Duties of Chief Executive Officer (CEO) and Chief Financial Officer (CFO):			
6 (i)	The CEO and CFO shall certify to the Board that they have reviewed financial statements for the year and that to the best of their knowledge and belief.	✓		
6 (i) a)	These statements do not contain any materially untrue statement or omit any material fact or contain statements that might be misleading.	✓		
6 (i) b)	These statements together present a true and fair view of the company's affairs and are in compliance with existing accounting standards and applicable laws.	✓		
6 (ii)	There are, to the best of knowledge and belief, no transaction entered into by the company during the year which are fraudulent, illegal or violation of the company's code of conduct.	✓		
7	Reporting and Compliance of Corporate Governance			
7 (i)	The company shall obtain a certificate from a Professional Accountant/Secretary (Chartered Accountant/Cost & Management Accountant/Chartered Secretary) regarding compliance of conditions of Corporate Governance Guidelines of the Commission and shall send the same to the shareholders along with the Annual Report on a yearly basis.	✓		
7 (ii)	The directors of the company shall state, in accordance with the Annexure attached, in directors' report whether the company has complied with these conditions.	✓		

Sd/-
Ata Karim & Co
Chartered Accountants

Place: Dhaka
Date: October 16, 2017

- c) Details relating to the issuer's audit committee and remuneration committee, including the names of committee members and a summary of the terms of reference under which the committees operate.

Audit Committee:

Silco Pharmaceuticals Limited forms an Audit Committee with following members.

Name of Director	Position	Position in Audit Committee
Dr. Iqbal Hossain Chowdhury	Independent Director	Chairman
Prof. Dr. M A Ahabab	Independent Director	Member
Dr. Md Badrul Haque Rukan	Managing Director	Member
Prof. Dr. Faisal Ahmed	Director	Member
Monjur Alam	CFO	Member

The terms of reference of the committee has been agreed upon as follows:

- To review all internal and external audit report.
- To recommend the statutory annual audited financial statements to the Board of Directors for approval.
- To review the finding of the internal and external auditors.
- To review and approve the Annual "Audit Plant" of the Internal Audit Department.
- To monitor the implementation of the recommendations of the Internal and External auditors.
- To review the performance of the external auditors and make recommendations to the Board regarding their appointment and fees.
- To review the quarterly, half yearly and annual financial statements before submission to the Board, focusing particularly on.
- To review the company's statement on internal control systems prior to endorsement by the Board.
- The company secretary shall be the secretary of the audit committee.

Remuneration Committee:

The company forms the Remuneration Committee with following members.

Name of Director	Position	Position in Audit Committee
Mrs. Naim Fatema	Chairman	Chairman
Prof. Dr. Md. Rezaul Karim	Independent Director	Member
Prof. Dr. M A Ahabab	Independent Director	Member
Dr. Md Badrul Haque Rukan	Managing Director	Member
Mr. Tingku Ranjan Sarker	Company Secretary	Secretary

The terms of reference of the committee has been agreed upon as follows:

- To appoint Company's top management and executive.
- To measure performance of top management executive
- To determine scope of work of top executive
- To fix up remuneration package and other benefits for top management and executive.

SECTION (XV): VALUATION REPORT OF SECURITIES PREPARED BY THE ISSUE MANAGER

The valuation report of securities offered is prepared and justified by the issue managers (EBL Investments Limited, Citizen Securities and Investment Limited and City Bank Capital Resources Limited) on the basis of the financial and all other information pertinent to the Issue.

Qualitative and Quantitative factors for Valuation:

Qualitative Justification:

1. The Company is run by professional management. Management is keen to steer the Company in right way.
2. The Company has to use modern machineries to manufacture pharmaceuticals products.
3. There are products varieties which boost up the business.
4. The Company has strong distribution channels through which they can smoothly supply their products.
5. In developing new products and process research and development is in place.
6. Good corporate governance is prevailed in the company.

Quantitative Justification:

The issue price at Tk. 10.00 each is justified as details below:

Method	Particulars	Amount in Taka
Method-1	Net Asset Value (NAV) per share	25.41
Method-2	Historical Earning based value per share based on overall Market P/E	22.43
Method -3	Average market price per share of similar stocks	25.69

Method-1: Share price on Net Asset Value (NAV)/Equity based valuation

Particulars	Note	Amount in BDT
Share Capital as on June 30, 2017	A	643,700,000
Retained Earnings as on June 30, 2017	B	992,012,653
Total Shareholders' Equity as on June 30, 2017	A+B	1,635,712,653
Number of share as on June 30, 2017	D	64,370,000
Net Assets Value (NAV) per share as on June 30, 2017		25.41

Method-2: Historical Earning Based Value per Share based on overall Market P/E

Year	No. of shares	Net profit after Tax	Weighted average no. of shares	Weighted average net profit after tax
30-June-17	64,370,000	102,928,153	0.312	32,113,584
*30-June-16 (6 Months)	64,370,000	59,797,841	0.312	18,656,926
31-Dec-15	64,370,000	117,074,419	0.312	36,527,219
31-Dec-14	4,370,000	60,475,177	0.021	1,269,979
31-Dec-13	4,370,000	140,884,897	0.021	2,958,583
31-Dec-12	4,370,000	126,954,589	0.021	2,666,046
Total	206,220,000	608,115,076	100.00	94,192,337
Weighted average number of shares before IPO				64,370,000
Weighted average EPS				1.46
Relevant P/E Multiple**				15.36
Earnings - based -Value per share (BDT)				22.43

* Previously Company has prepared its financial statements for the year ended 31st December each year till 2015. To comply with the Finance Act, 2015 the Company has prepared its financial statements for the period ended 30th June, 2016 (6 months) and for the full year ended June 30, 2017. Hence, to comply with the rule we have considered 5.5 years' Net Profit after Tax to calculate the Weighted Average EPS.

****Calculation of relevant P/E multiple:**

Month	Market P/E	Pharmaceuticals Sector P/E
Jul-18	15.17	19.42
Aug-18	15.74	19.53
Sep-18	15.17	19.19
Average	15.36	19.38
Relevant P/E Multiple [Lower of three months average P/E of market and Pharmaceuticals Sector]		

Source: DSE Monthly Review

Method 3: Average market price per share of similar stocks

Date	Beacon Pharma	Central Pharma	Orion Pharma
28-Dec-17	21.30	18.70	48.70
31-Jan-18	21.10	16.20	47.20
28-Feb-18	19.80	16.40	47.80
29-Mar-18	19.20	15.20	47.80
30-Apr-18	21.60	15.40	44.50
31-May-18	18.60	15.50	40.90
28-Jun-18	17.80	15.20	41.40
31-Jul-18	17.90	15.40	41.20
30-Aug-18	17.90	15.70	39.50
30-Sep-18	18.30	12.40	38.20
31-Oct-18	17.00	14.50	36.60
29-Nov-18	16.50	17.00	36.50
Average Price	18.92	15.63	42.53
Average Price of these 3 (Three) Stocks			25.69

Source: DSE Monthly Review

Rationale for choosing these 5 Companies:

There are thirty-one pharmaceutical & chemical companies listed in the capital market. Among the thirty-one companies SPL, has taken three companies because SPL's capital structure and net profits are similar to these 3 (three) companies.

Amount in BDT million

Sl.	Name of Company	Net Profit
1	Beacon Pharmaceuticals Limited	126.10
2	Central Pharmaceuticals Limited	109.09
3	Orion Pharma Ltd.	801.76

Reference:

1. The companies considered as peer of SPL are listed in the Stock Exchanges of Bangladesh, which are Dhaka Stock Exchange Limited and Chittagong Stock Exchange Limited.
2. We have considered the companies listed under Pharmaceuticals Sector only to make the comparison more relevant.
3. Data used here is taken from Dhaka Stock Exchange Limited and last published annual Financial Statements, available on December 2018.

Explanation of similarities:

1. SPL has a Net Profit of BDT 105.364 million in FY 2018 and it is justifiable to consider the companies having more or close to the Net Profit of SPL. In our Analysis, companies having net profit between BDT 100.00-1,000.00 million as of June 2017/2018, are considered as a similar company.
2. Extreme values have been excluded to avoid distortion.
3. Companies having annually published data have been considered only.

The management of the Company in consultation with the Issue Managers has set the issue price at Tk. 10.00 each at par value.

Sd/-

Tahid Ahmed Chowdhury, FCCA
Managing Director
EBL Investments Limited

Sd/-

Ershad Hossain
Managing Director & CEO
City Bank Capital Resources Limited

Sd/-

Md. Uzzal Hossain
Managing Director & CEO (Current Charge)
Citizen Securities & Investment Limited

SECTION (XVI): DEBT SECURITIES

The Company has not issued or is planning to issue any debt security within six months.

SECTION (XVII): PARTIES INVOLVED AND THEIR RESPONSIBILITIES

Major Parties Involved		Responsibilities of the Parties
Issue managers	EBL Investments Limited	The ISSUE MANAGER(s) is responsible to comply with all the requirements as per Bangladesh Securities and Exchange Commission (Public Issue) Rules 2015 including preparation and disclosures made in the prospectus and other responsibilities as mentioned in the due diligence certificate.
	City Bank Capital Resources Limited	
	Citizen Securities and Investment Limited	
Underwriters	EBL Investments Limited	The Underwriter(s) is responsible to underwrite the public offering on a firm- commitment basis as per requirement of Bangladesh Securities and Exchange Commission (Public Issue) Rules 2015. In case of under-subscription in any category by up to 35% in an initial public offer, the unsubscribed portion of securities shall be taken up by the underwriter(s).
	MTB Capital limited	
	FAS Capital Management Limited	
	Citizen Securities and Investment Limited	
Auditors	AHMAD & AKHTAR Chartered Accountants	Auditors' responsibility is to express an opinion on the consolidated financial statements based on the audit. Auditors conducted the audit in accordance with Bangladesh Standards on Auditing (BSA). Those standards required to comply with relevant ethical requirements and plan and perform the audit to obtain reasonable assurance whether the financial statements are free from material misstatement. An audit involves performing procedures to obtain audit evidence about the amounts and disclosures in the financial statements. The procedures selected depend on the auditor's judgment, including the assessment of the risks of material misstatement of the consolidated financial statements, whether due to fraud or error. In making those risk assessments, we consider internal control relevant to the entity's preparation and fair presentation of the financial statements in order to design audit procedures that are appropriate in the circumstances, but not for the purpose of expressing an opinion on the effectiveness of the entity's internal control. An audit also includes evaluating the appropriateness of accounting policies used and the reasonableness of accounting estimates made by management, as well as evaluating the overall presentation of the financial statements.
Cost and Management Accountants		N/A
Valuer		N/A
Credit Rating Company		N/A

SECTION (XVIII): MATERIAL CONTRACTS

a. Major agreements entered into by the issuer;

The following are material agreements have been entered into by the Company:

- i) Underwriting Agreement between the Company and the Underwriters.
- ii) Issue Management Agreement between the Company and the Managers to the Issue, Citizen Securities and Investment Limited, City Bank Capital Resources Limited and EBL Investments Limited

b. Material parts of the agreements and fees;

Contract	Material parts of the agreements	
<p>Underwriting agreements with:</p> <ol style="list-style-type: none"> 1. EBL Investments Limited 2. MTB Capital limited 3. FAS Capital Management Limited 4. Citizen Securities and Investment Limited 	Signing Date:	February 28, 2016
	Tenure:	This Agreement shall be valid until completion of subscription of shares and unless this Agreement is extended or earlier terminated in accordance with the terms of this Agreement
	Principal Terms and Condition:	<ol style="list-style-type: none"> i) As per the guideline of Bangladesh Securities and Exchange Commission, 35% of Initial Public Offering (IPO) i.e. 10,500,000 ordinary shares of Tk. 10.00 per share totaling Tk. 105,000,000.00 shall have to be underwritten by the Underwriters, subject to the terms stated as follows: <ol style="list-style-type: none"> (a) Upon closing of the subscription list it is found that the total number of the valid applications is less than the minimum requirement as specified in the listing regulations of the stock exchanges. (b) At least 65% of the IPO is not subscribed. iii) The Company shall issue 30,000,000 Ordinary Shares of Tk. 10.00 per share for public subscription through publishing a prospectus in accordance with the consent of the Bangladesh Securities and Exchange Commission and the provision of this Agreement. iv) Prior to publication of the prospectus, the Company shall have obtained consent from the Bangladesh Securities and Exchange Commission permitting the issue as described in Article 2.01 and providing for payment of underwriting commission 0.60% (Zero point six zero percent) on the amount underwritten. v) If and to the extent that the shares offered to the public by a Prospectus authorized hereunder shall not have been subscribed and paid for in cash in full by the Closing Date, the Company shall within 10 (ten)days of the closure of subscription call upon the

		<p>underwriters in writing with a copy of the said writing to the Bangladesh Securities and Exchange Commission, to subscribe the shares not so subscribed by the closing date and to pay for in cash in full, inclusive of any premium if applicable, for such unsubscribed shares within 15 (fifteen) days after being called upon to do so. The amount so received shall be credited to the share subscription account of the Company within the said period. If payment is made by Cheque/Bank Draft by the Underwriter, it will be deemed that the Underwriter has not fulfilled his obligation towards his underwriting commitment under this Agreement, until such time as the Cheque/Bank Draft has been encashed and the Company's share subscription account credited.</p> <p>In any case within 7 (seven) days after the expiry of the aforesaid 15 (fifteen) days, the Company shall send proof of subscription and payment by the Underwriters to the Commission.</p> <p>In the case of failure by the underwriter to pay for the shares within the stipulated time, the Company/Issuer will be under no obligation to pay any underwriting commission under this Agreement.</p>
<p>Issue Management Agreement with:</p> <p>a. EBL Investments Limited</p> <p>b. City Bank Capital Resources Limited</p> <p>c. Citizen Securities and Investment Limited</p>	<p>Signing Date:</p>	<p>June 21, 2018 (revised)</p>
	<p>Tenure:</p>	<p>This Agreement shall be valid until completion of subscription of shares and unless this Agreement is extended or earlier terminated in accordance with the terms of this Agreement</p>
	<p>Principal Terms and Condition:</p>	<p>i) The scope of the services to be rendered by the Issue Managers to the Issuer under this agreement shall be as detailed hereunder:</p> <ol style="list-style-type: none"> a. Consultancy services; b. Regulatory compliance; c. Underwriting Co-operation; d. After consent tasks. <p>ii) The Issue Managers' take such steps as are necessary to ensure completion of allotment and dispatch of letters of allotment and refund warrants to the applicants according to the basis of allotment approved by the Bangladesh Securities and Exchange Commission. The Issuer undertakes to bear all expenses relevant to the share application processing, allotment and dispatch of letters of allotment and refund warrant. The Issuer shall also bear all expenses related to printing and issuance of share certificate and connected govt. stamps and hologram expenses.</p> <p>iii) Without prejudice to other stipulations relative to the responsibility of the Issue Managers, it is responsible towards the Company for strict compliance of this Agreement and to comply with all terms therein.</p> <p>iv) The Issue Managers shall ensure compliance of the Bangladesh Securities and Exchange Commission (Public Issue) Rules 2015, listing Rules of the Stock Exchanges, Companies Act 1994, Securities, and Exchange Ordinance, 1969 and other relevant rules, regulations, practices, directives, guidelines, etc.</p> <p>v) If any differences or disputes arises between the parties during the subsistence of this contract or thereafter, in connection with the</p>

		<p>validity, interpretation, implementation or alleged breach of any provision of this contract, such disputes shall be referred to a sole arbitrator or in case of disagreement as to the appointment of the two arbitrators, each party nominating an arbitrator and arbitration shall be conducted as per provision of the Arbitration Act, 2001 in Dhaka, Bangladesh and the award of the arbitration shall be binding upon the parties and the parties shall be precluded from challenging or objecting to the award.</p> <p>vi) No, forbearance, indulgence or relaxation or inaction by any party at any time to require performance of any of the provisions of this Agreement by the other parties shall in any way affect, diminish or prejudice the right of such party to require performance of that provision and any waiver or acquiescence of any right under or arising out of this Agreement shall not be construed as a waiver or acquiescence to or recognition of rights and/or position other than as expressly stipulated in this Agreement.</p> <p>If any provision of this Agreement or the application thereof to any person or circumstances becomes or is declared invalid or unenforceable to any extent, the remainder of this agreement and the application of the such provision to person or circumstances other than those as to which it is held invalid or unenforceable, shall not affect thereby, and each provision of this Agreement shall be valid and enforceable to the fullest extent permitted by law.</p>
--	--	---

c. Fees payable to different parties;

Sl.	Name of the Parties	Role	Fees Payable
1.	EBL Investments Limited	Underwriters	0.60% on the underwritten amount by the underwriters
	MTB Capital limited		
	FAS Capital Management Limited		
	Citizen Securities and Investment Limited		
2.	EBL Investments Limited	Issue Manager	1.00% on the public offer amount
	City Bank Capital Resources Limited		
	Citizen Securities and Investment Limited		

SECTION (XIX): OUTSTANDING LITIGATIONS, FINE OR PENALTY

- (a) **The following litigations including outstanding litigations against the issuer or any of its directors and fine or penalty imposed by any authority:**

The issuer or any of its directors was not involved in any of the following type of legal proceedings mentioned below;

(i)	Litigation involving Civil Laws	There is no conviction of the Issuer or Director(s) in a civil proceeding
(ii)	Litigation involving Criminal Laws	There is no conviction of the Issuer or Director(s) in a criminal proceeding
(iii)	Litigation involving Securities, Finance and Economic Laws	There is no order, judgement or decree of any court of competent jurisdiction against the Issuer or Director(s) permanently or temporarily enjoying, baring, suspending or otherwise limiting the involvement of any Director(s) or officer in any type of Securities, Finance and Economic Laws
(iv)	Litigation involving Labor Laws	There is no conviction of the Issuer or Director(s) in connection to applicable Labor Laws
(v)	Litigation involving Taxation (Income tax, VAT, Customs Duty and any other taxes or duties)	There is no conviction of the Issuer or Director(s) in connection to Taxation (Income tax, VAT, Customs Duty and any other taxes or duties)
(vi)	Litigation involving any other Laws	There is no litigation involving any other Laws

- (b) **Cases including outstanding litigations filed by the Company or any of its directors:**

There are no cases including outstanding litigations filed by the issuer or any of its directors to any of the following types of legal proceedings mentioned below;

(i)	Litigation involving Civil Laws	No cases filed by the company or any of its directors
(ii)	Litigation involving Criminal Laws	No cases filed by the company or any of its directors
(iii)	Litigation involving Securities, Finance and Economic Laws	No cases filed by the company or any of its directors
(iv)	Litigation involving Labor Laws	No cases filed by the company or any of its directors
(v)	Litigation involving Taxation (Income tax, VAT, Customs Duty and any other taxes or duties)	No cases filed by the company or any of its directors
(vi)	Litigation involving any other Laws	No cases filed by the company or any of its directors

SECTION (XX): RISK FACTORS AND MANAGEMENT'S PERCEPTIONS ABOUT THE RISKS

An investment in capital market involves a high degree of risk. The company is operating in an industry involving both external and internal risk factors having direct as well as indirect effects on the investments made by the investors. All investors should carefully consider all of the information in this prospectus, including the risk factors, both external and internal, and management perception thereabout enumerated hereunder before making an investment decision. If any of the following risks actually occur, their business, results of operations and financial conditions could suffer, the trading price of their shares could decline and investors may lose all or part of their investment.

i. Internal risk factors may include, among others:**a) Credit Risk:**

This is the risk of default on a debt that may arise because of default by the borrower to pay the loan. In operating any business there is always credit risk lies in the business. As there is always lending and borrowing between parties in the form of money and goods.

Management Perception:

Credit Risk mainly lies with Financial Institutions. Since Silco Pharmaceuticals limited has an insignificant chance of such credit risk. SPL has a credit policy in place and exposure to credit risk is monitored on an on-going basis. To mitigate the credit risk, the management of the company follows robust credit control and collections policies. The company has dedicated credit collections team.

b) Liquidity Risk:

The risk that a company may be unable to meet short term financial demands. This usually occurs due to the inability to convert its current assets to cash without a loss of capital or income. Liquidity is a common phenomenon of the business.

Management Perception:

Finance is an arts and science of managing fund so that it can manage working capital in efficient way. Silco Pharmaceuticals Limited is also doing its level best to manage working capital management in efficient way to maintain liquidity risk. Management is dealing with accounts payable, inventory and accounts receivable efficiently.

c) Risk associated with the issuer's interest in subsidiaries, joint ventures and associates:**Management Perception:**

As we do not have any interest in subsidiaries, joint ventures, there is no risk related as such.

d) Significant revenue generated from limited number of customers, losing any one or more of which would have a material adverse effect on the issuer.**Management Perception:**

The Company has not limited customers from whom it generates significant amount of revenue; it is almost free from this sort of risk.

e) Dependency on a single or few suppliers of raw materials, failure of which may affect production adversely.**Management Perception:**

In business, having many suppliers of raw materials helps to get competitive advantage of cheaper price of raw materials. Because, it helps to bargain over price with suppliers. In addition, having

many supplier helps to maintain doing business efficiently. With this view, SPL is not dependent on a single or few suppliers.

f) More than 20% revenue of the issuer comes from sister concern or associate or subsidiary

Management Perception:

As we do not have any sister concerns or associate or subsidiary, there is no risk related as such.

g) Negative earnings, negative cash flows from operating activities, declining turnover or profitability, during last five years, if any.

Management Perception:

We have been operating our business efficiently. We are profitable entity and we have not experienced with negative earning and negative cash flow from operating for last five years.

h) Loss making associate/subsidiary/group companies of the issuer.

Management Perception:

We do not have any investment in subsidiary or associates.

i) Financial weakness and poor performance of the issuer or any of its subsidiary or associates

Management Perception:

Sales is one of the key indicators of success of a business if there is good margin of profit. Silco Pharmaceuticals Limited has been experiencing with increasing sales growth which is boosting up the profitability for last few years. Current and quick ratios are also in favor of the Company. Debt to Equity ratio is only .0045 and it is in decreasing trend which means that the Company has minimal dependency on debt capital and also is reducing its dependency on debt capital. SPL does not have any Subsidiary.

j) Decline in value of any investment

Management Perception:

We do not have any investment.

k) Risk associated with useful economic life of plant and machinery, if purchased in second hand or reconditioned.

Management Perception:

We are used to using new branded machineries. Hence, there is no chance to use second hand or reconditioned machineries.

l) Adverse effect on future cash flow if interest free loan given to related party or such loans taken from directors may recall.

Management Perception:

There is no as such loan given to related party or loan taken from directors.

m) Potential conflict of interest, if the sponsors or directors of the issuer are involved with one or more ventures which are in the same line of activity or business as that of the issuer and if any supplier of raw materials or major customer is related to the same sponsors or directors.

Management Perception:

There is common management with one or more ventures but business activities are not in the

same line.

- n) Related party transactions entered into by the company those may adversely affect competitive edge.**

Management Perception:

There is no as such transaction which may adversely affect competitive edge except director's remuneration and equity investment.

- o) Any restrictive covenants in any shareholders' agreement, sponsors' agreement or any agreement for debt or preference shares or any restrictive covenants of banks in respect of the loan/ credit limit and other banking facilities.**

Management Perception:

There are no restrictive covenants in any shareholders' agreement, sponsors' agreement or any agreement relating to debt or preference shares or any restrictive covenants of Banks in respect of loan or credit limit and other banking facilities.

- p) Business operations may be adversely affected by strikes, work stoppages or increase in wage demands by employees.**

Management Perception:

We are habituated with the political unrest for long era and our business industries are used to dealing with this phenomenon. Silco Pharmaceuticals Limited has been operating business since 1995 and it is a profitable entity. Employee unrest is part of business and it is important to deal with labor unrest efficiently. We have different incentive packages for our employees so that they can be beneficial to such package. Because we believe that employees are very important part of our business and we all know that there are government rules relating to paying minimum wage.

- q) Seasonality of the business of the issuer**

Management Perception:

Pharmaceuticals sector is one of the leading industries of our country. The business deals with drugs and medicines of all kinds by manufacturing selling and distributing pharmaceutical products throughout Bangladesh, a country with 160 million people. We run our business throughout the year. So it is not seasonal business.

- r) Expiry of any revenue generating contract that may adversely affect the business**

Management Perception:

The company has no long term contract with their customers so not in risk of expiry of any revenue generating contract.

- s) Excessive dependence on debt financing which may adversely affect the cash flow.**

Management Perception:

From last two years we have been reducing our dependence on debt financing and it is now less than 0.10in comparison with debt to equity ratio.

- t) Excessive dependence on any key management personnel absence of whom may have adverse effect on the issuer's business performance.**

Management Perception:

Corporate Governance and Corporate structured is well practiced in our company. We have also

well placed organogram in our company. So any change in the key management can be replaced with other person. It is mentioned-worthy that the industry is growing over 30 years. So we can hire key management as per our needs.

u) Enforcement of contingent liabilities which may adversely affect financial condition.

Management Perception:

We do not have any contingent liabilities which may adversely affect financial condition.

v) Insurance coverage not adequately protect against certain risks of damages.

Insurance ensures and protects to deal with uncertainty of future material loss/damage. So, insurance coverage is important for the business.

Management Perception:

We have fire insurance coverage for all the relating issues that are risky to operating our business and also have group insurance for employees.

w) Absence of assurance that directors will continue its engagement with Company after expiry of lock in period.

Management Perception:

Our directors are involved in the business for long time and they will continue the business after expiry of lock in period as well.

x) Ability to pay any dividends in future will depend upon future earnings, financial condition, cash flows, working capital requirements and capital expenditure.

Management Perception:

We have been a profitable entity over a long time and the profit is on the uptrend. So we are in belief that we will be able to pay dividend from our earning profit.

y) History of non-operation, if any and short operational history of the issuer and lack of adequate background and experience of the sponsors.

History of non-operation indicates weak operational management of the Company. Non-operation leads to negative cash flow, incurring of losses and bankruptcy in worst case scenario.

Management Perception:

As a manufacturer of drugs and Medicines we take our operation very seriously. We know, if operation is closed for one day that can hamper supply to our customers. In any situation, we do not compromise with our operation. Our company started commercial operation from October 30, 2003 and we are proud to declare that the company has never been non-operative till date. For the smooth operation, we are very serious about our responsibilities towards our employees and the society as a whole. In addition, we are self-sufficient with an uninterrupted power supply.

z) Risks related to engagement in new type of business, if any.

Management Perception:

There is no as such risk relating to engagement in new type of business.

aa) Risk in investing the securities being offered with comparison to other available investment options.

Management Perception:

We are profitable entity over long time and we have been operating our business efficiently.

Therefore, it is not risky in investing securities in comparison with other available investment option.

bb) Any penalty or action taken by any regulatory authorities for non-compliance with provisions of any law.

Management Perception:

Such case did not happen in the history of our company.

cc) Litigations against the issuer for Tax and VAT related matters and other government claims, along with the disclosures of amount, period for which such demands or claims are outstanding, financial implications and the status of the case

Litigation creates negative impression to the Issuer and outstanding litigation for Tax, VAT or other government claims may involve future outflow from the Company, which may affect on profitability of the Company as well.

Management Perception:

There is no litigation relating to Tax, VAT or other government claims against of the company.

dd) Registered office or factory building or place of operation is not owned by the issuer.

Factory building should be owned by the company. Otherwise, there is risk of hike in factory rent in the years to come and threat of shifting the factory as well, which may hamper the profitability of the Company.

Management Perception:

The factory of SPL is situated at BSCIC Industrial Estate, Khadimnagor, Sylhet-3103, on a leased land. The duration of this leased land is for 99 years and lease premium (rent) is fully paid. The lessor i.e. BSCIC is a state owned authority. BSCIC, being a state owned authority, is assumed to patronize the economic condition of the country. The management did not notice anything that could make to believe that BSCIC will terminate the lease agreement and there is no chance of increase the lease premium as it is already been paid in full. So, probable going concern threat for the leased land and building of the company's business is virtually nil.

ee) Lack of renewal of existing regulatory permissions/ licenses.

Management Perception:

There is no such issue relating to lack of existing regulatory permissions/ licenses.

ff) Failure in holding AGM or declaring dividend or payment of interest by any listed securities of the issuer or any of its subsidiaries or associates

Management Perception:

There is no incident of failure in holding AGM or declaring dividend or payment of interest by the issuers.

gg) Issuances of securities at lower than the IPO offer price within one year

Management Perception:

Silco Pharmaceuticals Limited is a profitable entity and it is experienced with growth over the years. So we believe that our IPO offer price will not be lower within one year.

hh) Refusal of application for public issue of any securities of the issuer or any of its subsidiaries or associates at any time by the Commission.

Management Perception:

Such cases did not happen for our company and associates.

ii. External risk factors may include among others:**a) Interest Rate Risks;**

Silco Pharmaceuticals Limited is exposed to movement of interest rate for its short term working capital loan and the existing long term loan debt. Any upward movement of interest rate in future will have adverse effect on the profitability of the Company.

Management Perception

Company management always keeps eye on market interest rate to make it as competitive as possible. Also company is very debt-averse and maintains debt utilization level to a bare minimum so as to keep the impact of finance cost at a lower level even if the rate moves upwards. Therefore, management perceives that the fluctuation of interest rate on the outstanding borrowing would have little impact on the performance of the company. While taking loan, Company always carefully considers the balance to be maintained between term loan, which carries fixed interest rate and short-term loan, which carries variable interest rate so that any interest on inflation rate increase can be kept to the minimum. Additionally Company maintains very good reputation in the banking community and so far being able to attract very competitive rates from the Banks. Management of the Company is also emphasizing on equity based financing to reduce the dependency on bank borrowings, which is reflected in the Financial Statements.

b) Exchange Rate Risk:

In many cases the Company depends on imported raw materials. For this reason, SPL has to face foreign currency risk. Unfavorable volatility or currency fluctuation may affect the profitability of the Company.

Management Perception

SPL did not face negative impact of foreign currency rate fluctuation during last five years or so as the exchange rate has been stable and gradually on the decline. Company perceives that foreign currency rate will continue to remain stable in foreseeable future due to increasing foreign currency reserve in Bangladesh Bank. Therefore, company is expecting no significant exchange rate risk in near future. Unfavorable volatility in exchange rates, however, may affect the profitability of the company.

c) Industry Risk:**i) Environmental Issue**

Environmentalists are likely to create pressure on Government to protect or banning those factory, which are not follow proper ETP, Waste management solution, Air pollution etc. which are negative effects on living being and environment thereby causing closure of business of the Company.

Management Perception

We have a good setup for ETP and incinerator for waste management, a very good and sophisticated fire alarm system with integrated fire hydrant and fire house arrangement with carbon dioxide fire extinguisher, dry powder and sand bucket. We are using exhaust filter for protection air pollution, most modern HVAC system for temperature and humidity control, which provides ergonomics environment. Sound is protected with enclosure room built with silencer and sound guard, which maintain sound with standard label. The company also strictly

follows all the laid down regulations for marketing the products and therefore does not foresee any problems in doing the business.

ii) Labor Unrest

Any incident of labor unrest will adversely affect the operation of the company. More importantly, the company's reputation in the industry and among its buyers will be affected. This may affect its financial performance in the long run as well. At the history of Bangladesh, labor unrest is unseen in pharmaceuticals sector.

Management Perception:

The company values its employees and workers the most. It has established a very high standard of labor practices compared to the overall industry. It has detailed human resources management policies encompassing employee recruitment, training, development, remuneration and retirement. Since inception, there has not been any instance of labor unrest or strike at the company's factory premises. The rate of employee turnover and absenteeism has remained at negligible levels over the last few years.

d) Economic and Political risks;

Economic risks;

Our performance and growth are dependent on the health of the Bangladesh economy. The economy could be adversely affected by various factors such as political or regulatory action, including adverse changes in liberalization policies, social disturbances, terrorist attacks and other acts of violence or war, natural calamities, commodity and energy prices and various other factors. Any significant changes may adversely affect our business and financials.

Management Perception:

Bangladesh economy is booming for last few years. Consistent industrial growth along with increased agricultural production has made the Per Capita Income higher than that of recent years. In addition, after the annunciation of Drug Control Ordinance -1982, the sector started to expand vertically. As the local Pharmaceutical companies were the beneficiary of NDP, they started to expand their business. Meanwhile, the MNCs sold their business shares to local companies.

Political risks;

Bangladesh is prone to serious unrest in the political condition which produces Strike, Road-Block and domestic terror attacks in Bangladesh could increase over the coming months, this could have an adverse impact on the country's economic growth prospects as investors, expatriates, and tourists may be deterred.

Management Perception:

During the last forty years of post-independence period, Bangladesh has gone through a variety of political situations. At present political situation is much stable in the country as the opposition is not much active in the field. Last democratic national assembly election and local council polls are instances of peaceful political situation in Bangladesh.

e) Market and Technology-related risk:

The Company has best-class infrastructure with recently imported latest most sophisticated machinery and equipment's. The production facilities are based on currently available technology. But SPL's investment in plants and technology may become obsolete and the product quality may be impaired due to malpractice or decayed technological enforcement.

Management Perception

Company owns modern technology with R&D Infrastructure and shall be able moderate investments as it has been doing in the past. The Company imported plant and technology from reputed manufacturer with proper warranty to take care any defects or confirmation of supplying of adequate spare parts has manufactured the selected/installed plant and machinery. Moreover, sufficient flexibility such as project sequencing and option based project implementation has been planned to facilitate updated technologically.

f) Potential or existing government regulation:

The Company operates under Company's Act 1994 and other related regulations, Income Tax Ordinance 1984, Income Tax Rules 1984, Value Added Tax (VAT) Act 1991 and Value Added Tax (VAT) Rules 1991. Any abrupt changes of the policies made by the regulatory authorities may adversely affect the business of the Company.

Management Perception:

Unless any policy change negatively and materially affects the industry as a whole, the business of the Company is expected not to be affected. The pharmaceuticals sector is one of the largest contributors to the GDP and contributes to foreign exchange earned by the country. Local companies are manufacturing the country's 97% demanded drug production including manufacturing hormones, insulin, anticancer medicines and some other drugs, which were imported previously from other countries. Therefore, it is highly unlikely that the Government will frustrate the growth of the industry with an adverse policy.

g) Potential Changes in Global or National Policies:

Changes in the existing global or national policies can have either positive or negative impacts for the company. Any scarcity or price hike of raw materials due to change in policy in the international market might adversely affect the production and profitability.

Management Perception

As a going concern, Company always takes step to safeguard its interest. The country can manufacture and sell medicines for another 17 years without spending anything on intellectual property rights, so we will be able to supply expensive drugs for critical diseases including cancer, arthritis and asthma much cheaper.

h) Statutory clearances and approvals those are yet to be received by the issuer;

Statutory clearance and approval is imperative for any business to start off. There are many statutory clearances and approvals need by the regulatory authority in order to be monitored, controlled and guided.

Management Perception:

Silco Pharmaceuticals Limited has been in the business over 20 years. We have collected all the statutory clearance to operate our business. However, the validity of Certificate of Good Manufacturing Practices (cGMP) for pharmaceutical products expired. Regarding this matter, application for renewal with treasury challan is already submitted to the Ministry of Health & Family Welfare, Director General of Drug Administration on dated 12 March 2018 which is yet to obtain.

i) Competitive condition of the business;

SPL is operating in a free market economy regime. The company might have to face stiff competition from its competitors. Easily availability of global products in the local markets adds to the competition, challenging the profitability of the business.

Management Perception:

Bangladesh is the prime source of cheapest labor in the world, gaining comparative advantages for its industries over their global competitors. Other overhead costs are also low in Bangladesh. As a result, the company has been able to maintain its cost of products most competitive. Moreover, over the last few years the company has built a trustworthy relationship with its customers, which helps the company avoid competition with others.

j) Complementary and supplementary products/services which may have an impact on business of the issuer.**Management Perception:**

The company has not faced any challenges relating to supplementary and complementary products and Management are concerned with the issue. In future, if necessary, management may diversify the product to be competitive over the competitors.

iii. Other risks factors may include:**a) Risk related to concentrated market of the Company's products;**

Products of Silco Pharmaceuticals Limited is not available all over the country. It's market is only few region based. As a result, the Company is earning very slim profit in spite of having large capital base and there is a chance to earn low profit in future if the Company could not capture more market share in the Country.

Management Perception:

Currently SPL is distributing its products only in the Sylhet, Mymensingh, Noakhali, Comilla, Khulna, Bogra, Jhenaidah, Bhairab, Tangail, Rajshahi, Rangpur, Barisal, Pabna, Chittagong, Faridpur and Dinajpur. But will start marketing and distribute its products in other districts of the country soon.

b) Risk related to high capital base but low earning base Company;

SPL is a highly equity base Company and after IPO its equity will grow more. At present, the Company's paid up capital is BDT 64.37 crore and post IPO it will be BDT 94.37 crore. Net profit after tax of the Company is BDT 102,928,153 for the year ended June 30, 2017, which was BDT 117,074,419 for the year ended December 31, 2015 indicates the Company's poor revenue generating capability over the years. It is also noticed that, ROA (return on assets) and ROE (return on equity) are also decreasing year to year.

Management Perception:

SPL incorporated in 1995 and from its inception the revenue of the Company is growing. Company's paid up capital raised to the BDT 64.37 crore in 2015. Since that time SPL has shown its Net Profit Ratio above 11% and this sector has very good potential to grow rapidly. Increasing sales will absorb the fixed cost resulting in higher profit.

c) Risk related to proposed expansion from IPO proceeds;

When the Company failed to expand within stipulated time due to inefficiency of the Management. It will affect the profitability of the Company.

Management Perception:

Management is of the belief that after receiving the IPO proceeds Silco Pharmaceuticals Limited will be able to expand the business within 24-month.

d) Risk related to not having any trade marks for the products:

Trade-mark is a recognizable sign, design which distinguishes Company's product with its competitor's product. It helps branding as well.

Management Perception:

Management is working for the trademarks and believes that Company will get trade mark for their product in future.

e) Risk related to very poor market share;

When the market share is poor, it makes impact on company's sales.

Management Perception:

The local pharmaceutical industry is heavily dependent on imports and is adequately large enough to support multiple companies. SPL was incorporated in 1995, but launched its products on 30 October, 2003. Management believes that there is very good potential for the company and in future the company will have good market share.

f) It is observed that the company got approval to manufacture 99 products (biological and non-biological), validity of which is subject to expire from 2009 to 2022. In the mean time, validity of 14 biological and non-biological products have been expired for which the company has failed to renew approval from Drug Administration Authority. It appears that validity of all drugs, manufactured by the said company, will be expired in 2022 and the company will face problem to continue its business as a going concern.

Management Perception:

The decision to renew licenses for any particular drug is based on the demand and production feasibility of the concerned drug. As such, if the drug is not performing in the market, the respective licenses may be renewed till the drug is once again viable for production and the market.

Silco Pharmaceuticals Limited has successfully renewed two (2) out of the previously mentioned fourteen (14) expired licenses. This was done due to change in market demand and the two concerned drugs are now feasible for production. The remaining twelve expired licenses will be renewed if the market scenario changes. Till then, the remaining twelve (12) drugs will remain out of production.

Beyond 2022, Silco Pharmaceuticals will renew drug licenses as needed. The renewal process is short and is not expected to exceed three months, as such the expiry of any drug licenses is not going to be a threat to the going concern status of the company.

SECTION (XXI): DESCRIPTION OF THE ISSUE

a) **Issue Size:** BDT 300,000,000

b) **Number of securities to be issued:**

The Company will offer 30,000,000 Ordinary Shares, of these 30,000,000 ordinary shares 40% (i.e. 12,000,000 Ordinary Shares) are reserved for Eligible Investor (EI) excluding mutual funds and CIS and 10% (i.e. 3,000,000 Ordinary Shares) are reserved for Mutual Funds and CIS and 40% (i.e. 12,000,000 Ordinary Shares) to General Public excluding NRB and ক্ষতিগ্রস্ত ক্ষুদ্র বিনিয়োগকারী and remaining 10% (i.e. 3,000,000 Ordinary Shares) are reserved for NRB.

c) **Authorized capital and paid-up capital:**

Particulars	No. of shares	Issue Price	Amount (BDT)
Authorized Capital	105,000,000	10	1,050,000,000.00
Issue, Subscribed & Paid up Capital	64,370,000	10	643,700,000.00
Initial Public Offering through Fixed Price Method	30,000,000	10	300,000,000.00
Post IPO Paid up Capital	94,370,000	10	943,700,000.00

d) **Face value, premium and offer price per unit of securities:**

Face value per Share	Tk. 10.00 each
Premium	-
Offer Price per Share	Tk. 10.00 each

f) **Number of securities to be entitled for each category of applicants;**

Category	Particulars	No. of Share	Issue Price per Share	Amount (BDT)
Eligible Investors (EIs)	10% of IPO i.e. 3,000,000 Ordinary Shares shall be reserved for Mutual Funds and Collective Investment Scheme (CIS)	3,000,000	10.00	30,000,000
	40% of IPO i.e. 12,000,000 Ordinary Shares shall be reserved for Other Eligible Investors (EIs) i.e excluding Mutual funds and Collective Investment Scheme (CIS)	12,000,000		120,000,000
General Public (GP)	10% of IPO i.e. 3,000,000 Ordinary Shares shall be reserved for Non Resident Bangladeshis (NRB)	3,000,000		30,000,000
	40% of IPO i.e. 12,000,000 Ordinary Shares shall be reserved for General Public (GP) excluding NRB and ক্ষতিগ্রস্ত ক্ষুদ্র বিনিয়োগকারী	12,000,000		120,000,000
Total		30,000,000		300,000,000

g) Holding structure of different classes of securities before and after the issue;

Sl.	Category of Shareholders	No. of Ordinary Shares Hold		Percentage of Holding	
		Pre IPO	Post IPO	Pre IPO	Post IPO
1	Directors & Sponsors	37,316,700	37,316,700	57.97%	39.54%
2	Institutional	-	12,000,000	-	12.72%
3	Mutual Funds & CIs	-	3,000,000	-	3.18%
4	Individuals	27,053,300	39,053,300	42.03%	41.38%
5	Non Resident Bangladeshis (NRBs)	-	3,000,000	-	3.18%
Total		64,370,000	94,370,000	100%	100%

h) Objective of the issue including financing requirements and feasibility in respect of enhanced paid-up capital.

Net Proceeds from initial public offering (IPO) will be used for construction of new factory building in the existing vacant area, modernization of existing machinery, QC lab equipment and purchase of delivery van & other vehicles.

Cost of the Project

The cost of the expansion project is as follows:

SL.	Particulars	Amount in Taka
1	Construction of new factory building in the existing vacant area	144,655,552.00
2	Modernization of Existing Machinery, QC Lab Equipment	97,356,000.00
3	Purchase of Delivery Van & Other Vehicles	36,310,000.00
Total		278,321,552.00

Means of Finance

Mode of Finance	Amount in Taka
IPO Proceeds	300,000,000.00
Less: IPO Expenses	(21,678,448.00)
Net IPO Proceeds	278,321,552.00

The feasibility report in respect of enhanced paid up capital as prepared by Mohammad Ata Karim & Co. is enclosed below. The details feasibility report included is in the page number 221 of this prospectus.

Feasibility report in respect of enhanced paid up capital:

Statement of Financial Position (Projected)

Particulars	Audited	Projected		
	30-Jun-17	Year 01	Year 02	Year 03
Assets				
Non-Current Assets	1,255,558,189	1,507,558,189	1,531,826,641	1,532,426,641
Property, Plant & Equipment	1,196,491,301	1,340,668,758	1,341,368,758	1,532,426,641
Capital Work in Progress	59,066,888	166,889,431	190,457,883	-
Current Assets	734,595,336	985,668,575	1,183,026,494	1,416,006,025
Inventories	364,746,993	416,802,104	498,783,621	603,950,435
Trade Receivables	288,701,408	454,666,290	491,001,551	556,356,245
Advance, Deposits and Prepayments	63,471,931	75,212,901	152,024,717	201,064,866
Cash and Cash Equivalents	17,675,005	38,987,280	41,216,605	54,634,479
Total Assets	1,990,153,525	2,493,226,764	2,714,853,135	2,948,432,666
Shareholders' Equity and Liabilities				
Shareholders' Equity	1,635,712,653	2,060,105,861	2,196,016,031	2,337,763,720
Share Capital	643,700,000	943,700,000	943,700,000	943,700,000
Retained Earnings	992,012,653	1,116,405,861	1,252,316,031	1,394,063,720
Non-Current Liabilities	182,551,872	207,858,575	236,904,669	267,198,331
Long Term Borrowings	1,304,831	-	-	-
Deferred Tax Liability	181,247,040	207,858,575	236,904,669	267,198,331
Current Liabilities	171,889,000	225,262,329	281,932,436	343,470,615
Trade Payable	15,683,301	19,604,126	20,584,333	22,642,766
Long Term Borrowings (Current Portion)	6,021,600	-	-	-
Short Term borrowings	-	5,000,000	5,500,000	6,000,000
Creditors & Accruals	11,365,018	11,900,990	12,499,957	14,544,018
Liability for WPPF	7,917,550	17,486,258	27,940,887	38,844,555
Current Tax Liability	130,901,531	171,270,954	215,407,259	261,439,276
Total Shareholders' Equity and Liabilities	1,990,153,525	2,493,226,764	2,714,853,135	2,948,432,666



Statement of Profit or Loss and Other Comprehensive Income

Particulars	Audited	Projected		
	30-Jun-17	Year 01	Year 02	Year 03
Sales /Revenue	906,528,993	951,855,443	979,051,312	997,181,892
Less: Cost of Goods Sold	615,610,189	621,766,291	627,922,393	634,078,495
Gross Profit	290,918,804	330,089,152	351,128,920	363,103,398
Less: Operating Expenses	121,863,921	128,050,645	130,394,395	132,831,674
Profit from Operation	169,054,883	202,038,507	220,734,525	230,271,724
Less: Financial Expenses	3,353,598	500,000	550,000	600,000
Add: Non-operation Income	567,269	595,633	637,327	694,687
Profit before Contribution to WPPF	166,268,554	200,942,874	219,547,198	228,977,037
Less: Workers' Profit Participation Fund	7,917,550	9,568,708	10,454,628	10,903,668
Profit before Tax	158,351,004	191,374,165	209,092,569	218,073,368
Less: Income Tax Expenses	55,422,851	66,980,958	73,182,399	76,325,679
Current Tax	33,429,192	40,369,423	44,136,305	46,032,017
Deferred Tax	21,993,660	26,611,535	29,046,094	30,293,662
Net Profit after Tax	102,928,153	124,393,208	135,910,170	141,747,689

The assumptions for these projections are as follows:

(Each year calculation is made comparing with respective previous year)

The projected financial statement has been prepared on underlying assumption				
Assumption indicator	Assumption's Basis	Assumptions Years		
		Year 01	Year 02	Year 03
Capacity Increase	Capacity will be increased as new instruments will be introduced.	4%	4%	6%
Capacity utilization	Capacity utilization will be increased for new machinery installation and efficient use of machinery.	65%	69%	75%
Sales Revenue	Sales revenue will be increased for increasing quality, quantity and unit price.	5%	8%	10%
Operating expenses	Operating expenses will be increased due to increase of production and sales.	5%	7%	9%
Fixed Asset Addition	Fixed Asset will be increased in every year for the purpose of production increase and office administration.	173,141,196	88,415,598	20,914,758
Paid up Capital	Paid up Capital will be increased by Tk. 300,000,000 through IPO.	300,000,000	-	-
Dividend	Dividend is not considered here as the decision is not predetermined.	-	-	-

Dated, Dhaka
13 August, 2018

Sd/-
Mohammad Ata Karim & Co.
Chartered Accountants

SECTION (XXII): USE OF PROCEEDS

a) Use of net proceeds of the offer indicating the amount to be used for each purpose with head-wise break-up

Net Proceeds from initial public offering (IPO) will be used for construction of new factory building in the existing vacant area, modernization of existing machinery and purchase of delivery van.

Breakdown of IPO proceeds and Implementation Schedule:

SL.	Particulars	Amount in Taka	Expected time of Implementation
1	Construction of new factory building in the existing vacant area	144,655,552.00	Within 18 months after receiving IPO fund
A	Civil Works		
B	Internal Electrification Works		
C	Sanitary & Water Supply Works		
D	Supply & Installation of 800 KVA Sub-Station		
2	Import of new Machinery	97,356,000.00	Within 20 months after receiving IPO fund
3	Purchase of Delivery Van	36,310,000.00	Within 3 months after receiving IPO fund
4	IPO Related Expenses (Detailed Breakdown of IPO Expenses in page number 91)	21,678,448.00	As and when required
Total		300,000,000.00	

NB: The above-mentioned cost may vary at actual and will be adjusted accordingly.

1. Construction of new factory building in the existing vacant area:

The Company wants to build new three (03) storied factory building to establish new production unit to expand capacity. The Building will be called Building "D". The total size of the new expansion will be approximate 20,013 Sft. Following are the cost breakdown of the Construction of new factory building:

Part	Particulars	Amount in BDT
A	Civil Works	127,310,552
B	Internal Electrification Works	5,767,675
C	Sanitary & Water Supply Works	5,989,325
D	Supply & Installation of 800 KVA Sub-Station	5,588,000
Total		144,655,552

A CIVIL WORK
Erection & Maintenance of site office

1	Description of Items	Qty	unit	unit/rate	amount
	<p>Erection and maintenance of site office and removal the same after completion of work in accordance with the conditions of contract.</p> <p>In addition to the office required for his own use, the Contractor shall provide and maintain furnished field office for the use of the Engineer and his staff. The field office is to have a concrete floor, adequate foundation, brick walls, false ceiling of hard board with seasoned Garjan wood frame and painted, and all windows are to be glazed and provided with steel grill. Outside and inside wall surface are to be painted on plaster acceptable to the Engineer. The field office shall be maintained in a secure and watertight condition by the Contractor until the completion of the contract and shall be provided with electricity, running water and sewerage.</p>	1	LS	Tk. 1,250,000	Tk. 1,250,000
	<p>All doors shall be fitted with approved locks and windows shall be provided with screen/blinds. Before construction the Contractor shall submit plans and drawings showing proposed details and location for the field office, including foundations, access roads, shades, layout of electrical and water supply and hard standings there to for the approval of the engineer. (This is a time related item. Proportionate payment for this item shall be made distributing in each bill on the basis of percentage progress of the whole works under contract)</p>				

2 Project profile signboards

2	Description of Items	Qty	unit	unit/rate	amount
	<p>Providing and maintenance one project profile signboards of the size not exceeding 1 m x 2 m, to be placed at a suitable place of the site including submission of proposals for the materials of the signboards and text layout to the Engineer for approval which will be positioned as directed by the Engineer and removing the same on completion of the Works.</p>	1	LS	75,000	75,000

3 Mobilization and cleaning site

Description of Items	Qty	unit	unit/rate	amount
Mobilization and cleaning site before commencing actual physical work and during contract period and demobilization after completion of the Works. This work shall also covers clayey cleaning and clearing, cutting or filling, dressing the project area on and in the ground to an extent that all the events of works of the project can be executed smoothly in a working environment with a particular attention on safety and security in all respects, and to stockpile the end outcome to a place for disposal agreed by the Engineer, where, payments are to be based on ground area determined by the Engineer and be proportionate to the percentage progress of work under contract as a whole in all respects.	950	sqm	825	783,750

4 Earth Excavation

Mark	nos	cap area(sft)	Earth excavatoin (sft)	Depth (ft)	volume	unit/rate	amount
p1	40.00	84.	128.	5	640	Tk. 18.42	Tk. 471,552
p2	36.00	72.	112.	5	560	Tk. 18.42	Tk. 371,347
p3	55.00	71.	100.52	5	502.6	Tk. 18.42	Tk. 509,184
						sum	Tk. 1,352,083

4a Layout

	L	W	total area	rate	amount
	210.82	106.16	22380.65	Tk. 25.55	Tk. 571,893

5 Earth filling

	L	W	H	total area	rate	amount
	210.00	106.00	1.35	30006.48	Tk. 15.00	Tk. 450,097

6 Sand filling

	L	W	H	total area	rate	amount
	210.00	106.00	1.14	25265.10	Tk. 20.10	Tk. 507,829

7 Mass concrete

Mark	nos	cap area(sft)	Earth excavatoin (sft)	thick(ft)	volume	unit/rate	amount
p1	12.50	84.	1050.		0		
p2	7.00	72.	504.		0		
p3	8.00	71.	571.		0		
			2124.96	0.25	531.24	Tk. 247.77	Tk. 131,625

Description of Items	Qty	unit	unit/rate	amount
38mm thick cement mortar (1:4) in ground floor.	98	sqm	6,500	637,000

9 25 mm thick artificial patent stone

	L	W	total area(sft)		rate		amount
water tank	30.00	25.00	750.00				
E M Room	25.00	30.	754.25				
G room	28.00	27.	756.00				
			2260		Tk. 789.67		Tk. 1,784,852

10	Description of Items	Qty	unit	unit/rate	amount
	Supplying and laying of single layer polythene sheet weighing one kilogram per 6.5 square meter in floor or any where below cement concrete complete	275	sqm	75	20,625

11 38 mm patent stone

	L	W	H	total area	rate		amount
	40.00	20.17		806.80	Tk. 836.12		Tk. 674,582

12 Mass concrete(1:3:6)

	L	W	H	total area	rate		amount
roof	75.00	62.80	0.45	2119.50	Tk. 169.90		Tk. 360,103

13 pre - cast pile drive

nos	L	W	H	total Length	rate		amount
827	0.83	0.83	20.00	16540.00	Tk. 304.78		Tk. 5,041,061

14 Removing of spoils/ mud

	L	W	H	volume	rate		amount
	210.00	105.77	1.59	35316.60	Tk. 84.95		Tk. 3,000,145

15 Welding

	nos	H	total area	rate		amount
1" running welding	21000.00		21000.00	Tk. 18.00		Tk. 378,000

16 Ms rod for pile(Main rod)

nos	length	nos of rod	unit weight kg/m	weight(kg)	tk/kg		amount
551	6.00	6.	0.62	12305.76			
551	0.77	13.	0.397	2189.65747			
				14495.41747	Tk. 95.00		Tk. 1,377,065

17 Labour for breaking head

nos	length(ft)	rft		rate		amount
613	0.83	509.		Tk. 548.78		Tk. 279,214

18 Hydraulic load test

nos				rate		amount
1				Tk. 110,000.00		Tk. 110,000

19 Pile integrity test

nos				rate		amount
12				Tk. 18,000.00		Tk. 216,000

20 Ferro cement work

	nos	L	W	total area(sft)	rate		amount
water tank	4.00	20.00	12.25	640.67			
septic tank	4.00	13.24	13	112.53			
				753.20	Tk. 743.21		Tk. 559,786

21 Adhesive Rubberized/Bituminous

	nos	L	W	total area(sft)	rate		amount
water tank	4.00	20.00	9.42	753.52	Tk. 348.38		Tk. 262,511

22	Description of Items	Qty	unit	unit/rate	amount
	(a) Water-proofing membrane on external surface of primed vertical or inclined wall /on plastered and primed back-wall and concrete cast against membrane.(Excluding cost of back fill/brick wall on back/plaster when membrane laid on back-wall and concrete cast against membrane which to be paid as per corresponding items in this schedule)Water-proofing membrane approved by the E/C.	75	sqm	3,500	262,500
23	(b) Water-proofing membrane on made below the floor or below the horizontal surfaces with the temporary protective cover using polysterene/1.5" thick sand cement mortar in 1:4/ or by equally alternative.(rate is exculuding the cost ofprotective cover with to be paid as per corresponding items in this schedule)	120	sqm	2,500	300,000
24	Supplying and mixing specified type chemical admixture (BCC) delivered from an authorized local agent or manufacturer, comply with the ASTM C-494 requirements, confirming the current compliance of the admixture to specification requirements like physical properties, uniformity and equivalence in composition etc., performance (water content, fresh concrete setting time and compressive strength) requirements, delivered in sealed water-tight containers having and confirming plainly marked the proprietary name of the admixture type under this specification, net weight and /or volume, manufacturing and expiry date, non aggressiveness to environment, aggregates and metals in concrete etc. and mixing the admixture in non pre-stressed cement concrete mixture in the field under the strict accordance with manufacturers recommendation and instruction, providing safety provisions in all respects etc.	1,250	liter	675	843,750

Dose (quantity in milliliters per 50 kg bag cement) and brand/origin/ manufacturer with respect to particular brand of cement and particular stock of aggregates and method of use to be determined by mix design / trial mix at the cost borne by the Contractor and approved by the Engineer. (Use of admixture is subject to prior approval of Design Office of Public Works Department)				
The retarding chemical admixture ASTM C-494 Type - B of approved brand/origin/manufacturer in concrete: The admixture for retarding setting time of concrete, there by reducing shrinkage in concrete specially for concrete laid in thick layers and intended delayed construction for improved construction joints, re-concreting etc.				

25	Supplying, fitting and fixing PVC water stopper in 10" wide horizontal construction joint of RCC basement slab with 1.5" x 2.5" wooden batten at the top and bottom, binding with GI wire etc.	1,000	rm	2,100	2,100,000
----	--	-------	----	-------	------------------

26 125 mm brick work

	floor	length (ft)	width (ft)	height(ft)	Area(sft)	Rate	amount
a)	Gr floor	3824.50		9.50	36332.75	Tk. 90.57	Tk. 3,290,657
b)	1st floor	3569.25		9.50	33907.88	Tk. 92.90	Tk. 3,150,042
c)	2nd floor	3646.50		9.50	34641.75	Tk. 97.60	Tk. 3,381,035
d)	Roof top	300.25		9.50	2852.38	Tk. 102.19	Tk. 291,484

27 250 mm brick work

	floor	length (ft)	width (ft)	height(ft)	Area(sft)	Rate	amount
a)	Gr floor	437.42	0.83	Tk. 9.50	Tk. 3,461.52	Tk. 184.05	Tk. 637,093
b)	1st floor	187.43	0.83	Tk. 9.50	Tk. 1,483.23	Tk. 198.22	Tk. 294,005
c)	2nd floor	165.17	0.83	Tk. 9.50	Tk. 1,307.07	Tk. 203.88	Tk. 266,486
d)	Roof top	156.19	0.83	Tk. 9.50	Tk. 1,236.01	Tk. 212.37	Tk. 262,491

28 R C C work 1:1.5:3(Steel shutter)

a) Column /sheare wall ,lift,slab							
Gr Floor	nos	length (ft)	width (ft)	height(ft)	Area(sft)/cft	Rate	amount
1)concrete(column)	59.00	1.17	2	10.85	1497.95		
slab		210.00	106.	0.58	12910.80		
					14408.75	Tk. 396.43	Tk. 5,712,061
2)Shuttering	54.00	4.3	4.	10.81	4845.04	Tk. 139.35	Tk. 675,157

1st Floor	nos	length (ft)	width (ft)	height(ft)	Area(sft)/cft	Rate	amount
1)concrete(column)	59.00	1.17	1.92	10.72	1420.80		
slab		210.00	106.	0.52	11575.20		
					12996.00	Tk. 396.43	Tk. 5,152,005
2)Shuttering	57.00	4.3	4.	10.81	5114.21	Tk. 1,300.50	Tk. 6,651,031

2nd Floor	nos	length (ft)	width (ft)	height(ft)	Area(sft)/cft	Rate	amount
1)concrete(column)	59.00	1.17	2.17	10.48	1569.85		
slab		210.00	106.	0.58	12910.80		
					14480.65	Tk. 396.40	Tk. 5,740,131
2)Shuttering	51.50	4.3	4.	10.7	4573.72	Tk. 157.93	Tk. 722,327

Roof Top	nos	length (ft)	width (ft)	height(ft)	Area(sft)/cft	Rate	amount
1)concrete(column)	59.00	1.33	2.17	11.29	1922.46		
slab		210.00	106.	0.58	12910.80		
					14833.26	Tk. 396.43	Tk. 5,880,349
2)Shuttering	51.00	4.3	4.	10.68	4520.84	Tk. 185.80	Tk. 839,973

B) Tie Beam, Lintel

Gr Floor	nos	length (ft)	width (ft)	height(ft)	Area(sft)/cft	Rate	amount
1)concrete(column)		425	1	1.25	531.25	Tk. 198.22	Tk. 105,304
2)Shuttering		425.00	0.52	1.25	752.25	Tk. 167.22	Tk. 125,791

1st Floor	nos	length (ft)	width (ft)	height(ft)	Area(sft)/cft	Rate	amount
1)concrete(lintel)		423.5	1	1.25	529.38	Tk. 396.43	Tk. 209,860
2)Shuttering		401.00	0.52	1.17	677.69	Tk. 297.28	Tk. 201,464

2nd Floor	nos	length (ft)	width (ft)	height(ft)	Area(sft)/cft	Rate	amount
1)concrete(lintel)		566.5	1	1.25	708.13	Tk. 396.43	Tk. 280,722
2)Shuttering		510.00	0.6	1.17	902.70	Tk. 325.15	Tk. 293,513

Roof Top	nos	length (ft)	width (ft)	height(ft)	Area(sft)/cft	Rate	amount
1)concrete(lintel)		149	0.83	1	123.67	Tk. 396.43	Tk. 49,026
2)Shuttering		419.00	0.5	0.83	557.27	Tk. 343.74	Tk. 191,556

c) Tee Beam, ELL beam, rectangular Beam

Gr Floor	nos	length (ft)	width (ft)	height(ft)	Area(sft)/cft	Rate	amount
1)concrete(beam)		2938.2	1.25	2	7345.50	Tk. 198.22	Tk. 1,456,025
2)Shuttering		1746.16	4.5		7857.72	Tk. 250.83	Tk. 1,970,952

1st Floor	nos	length (ft)	width (ft)	height(ft)	Area(sft)/cft	Rate	amount
1)concrete(beam)		2938.2	1.25	2	7345.50	Tk. 396.43	Tk. 2,911,977
2)Shuttering		1576.32	4.5		7093.44	Tk. 139.35	Tk. 988,471

1st Floor	nos	length (ft)	width (ft)	height(ft)	Area(sft)/cft	Rate	amount
1)concrete (beam)		2938.2	1.25	2	7345.50	Tk. 396.43	Tk. 2,911,977
2)Shuttering		1576.32	4.5		7093.44	Tk. 139.35	Tk. 988,471

2nd Floor	nos	length (ft)	width (ft)	height(ft)	Area(sft)/cft	Rate	amount
1)concrete (beam)		2895.83	1.25	2	7239.58	Tk. 396.43	Tk. 2,869,985
2)Shuttering		1554.80	4.5		6996.60	Tk. 148.64	Tk. 1,039,975

Roof Top	nos	length (ft)	width (ft)	height(ft)	Area(sft)/cft	Rate	amount
1)concrete (beam)		2938.2	1.25	2	7345.50	Tk. 396.43	Tk. 2,911,977
2)Shuttering		693.68	4.5		3121.56	Tk. 139.35	Tk. 434,989

M s Rod for R C C work

Gr Floor										
rod work ---- slab/beam										
L	W	no of rod along width	no of rod along length	kg/m (main rod)	Ext top length(ft)	No of rod along Width (ext top)	kg/m (extra top)	Weight(kg)	Tk/kg	amount
210.83	106.00	380.	272.17	0.62	601	1500	0.62	20987.86	85	1,783,968
1st Floor										
rod work ---- slab/beam										
L	W	no of rod along width	no of rod along length	kg/m (main rod)	Ext top length(ft)	No of rod along Width (ext top)	kg/m (extra top)	Weight(kg)	Tk/kg	amount
210.83	106.00	399.	272.17	0.62	624	1505	0.62	21750.11	90	1,957,510

2nd Floor										
rod work ---- slab/beam										
L	W	no of rod along width	no of rod along length	kg/m (main rod)	Ext top length(ft)	No of rod along Width (ext top)	kg/m (extra top)	Weight(kg)	Tk/kg	amount
210.83	106.00	399.	272.17	0.62	624	1505	0.62	21750.11	92	2,001,010

Rod top-1										
rod work ---- slab/beam										
L	W	no of rod along width	no of rod along length	kg/m (main rod)	Ext top length(ft)	No of rod along Width (ext top)	kg/m (extra top)	Weight(kg)	Tk/kg	amount
210.83	106.00	382.	248	0.62	560	1100	0.62	20500.07	95	1,947,507

Rod top-2										
rod work ---- slab/beam										
L	W	no of rod along width	no of rod along length	kg/m (main rod)	Ext top length(ft)	No of rod along Width (ext top)	kg/m (extra top)	Weight(kg)	Tk/kg	amount
50	45.00	151.	126.5	0.62				2502.39	100	250,239

30 Plaster with N C F to Dado

	nos	length (ft)	width (ft)	height(ft)	Area(sft)/cft	Rate	amount
Gr Floor	6	3998.		2.5	59970.00		
	200	50.		5	50000.00		
	248	35.		5	43400.00		
	220	55.		7	84700.00		
					238070.00	Tk. 32.52	Tk. 7,742,036

31 12 mm Plaster (1:6)

	nos	length (ft)	width (ft)	height(ft)	Area(sft)/cft	Rate	amount
Gr Floor	4	65.		3	774.00		
	38	25.		5	4750.00		
	30	36.		5	5400.00		
					10924.00	Tk. 34.84	Tk. 380,592

	nos	length (ft)	width (ft)	height(ft)	Area(sft)/cft	Rate	amount
1st Floor	4	63.		3	756.00		
	19	16.		9.5	2888.00		
	15	36.		9.5	5130.00		
					8774.00	Tk. 34.84	Tk. 305,686

	nos	length (ft)	width (ft)	height(ft)	Area(sft)/cft	Rate	amount
2nd Floor	4	52.		3	618.00		
	26	16.		9.5	3952.00		
	20	36.		9.5	6840.00		
					11410.00	Tk. 34.84	Tk. 397,524

	nos	length (ft)	width (ft)	height(ft)	Area(sft)/cft	Rate	amount
Roof Top	4	37.		3	444.00		
	24	16.		9.5	3648.00		
					4092.00	Tk. 34.84	Tk. 142,565

32 6 mm Plaster (1:4)

	nos	length (ft)	width (ft)	height(ft)	Area(sft)/cft	Rate	amount
Gr Floor		89	66.		5874.00		
		60	40.		2400.00		
		44.5	36.		1584.20		
					9858.20	Tk. 21.83	Tk. 215,205

	width (ft)	length (ft)		height(ft)	Area(sft)/cft	Rate	amount
1st Floor	89.5	63.			5660.88		
	80	40.			3200.00		
	68	36.			2448.00		
					11308.88	Tk. 22.29	Tk. 252,075

	width (ft)	length (ft)		height(ft)	Area(sft)/cft	Rate	amount
2nd Floor	99	84.83			8398.17		
	89	80			7120.00		
	79	70.			5530.00		
					21048.17	Tk. 22.29	Tk. 469,164

	width (ft)	length (ft)		height(ft)	Area(sft)/cft	Rate	amount
Roof Top	150.6	86.			12989.25		
	160	40.			6400.00		
					19389.25	Tk. 22.29	Tk. 432,186

33	Description of Items	Qty	unit	unit/rate	amount
	Supplying and mixing pudlo in RCC and plastering work for water tank and under ground reservoir. Ground floor	50	Kg	450	22,500

34 white wash

nos	length (ft)	width (ft)		Area(sft)/cft	Rate	amount
4	81.25	85.		27625.00		
3	38.5	41.50		4793.25		
4	45	62.		11160.00		
1	65	45.		2892.50		
2	75	85.		12750.00		
				59220.75	Tk. 11.61	Tk. 687,553

35 weather coat

nos	length (ft)	width (ft)		Area(sft)/cft	Rate	amount
2	82	65.		10660.00		
1	62	45.		2759.00		
2	60	55.		6600.00		
				17260.00	Tk. 28.33	Tk. 488,976

36 Plastic emulsion paint

nos	length (ft)	width (ft)		Area(sft)/cft	Rate	amount
8	80	75.		48000.00		
5	37.42	35.		6548.50		
6	45	62.		16740.00		
9	65	45.		26032.50		
5	75	85.		31875.00		
				129196.00	Tk. 39.01	Tk. 5,039,936

37 Wall tiles

	nos	length (ft)	width (ft)	height(ft)	Area(sft)/cft	Rate	amount
Gr Floor	4	26.75	17.		441.38		
					441.38	Tk. 232.25	Tk. 102,509

	nos	length (ft)	width (ft)	height(ft)	Area(sft)/cft	Rate	amount
1st Floor	3	18	16.		864.00		
	3	15	12.		540.00		
	2	12	9.		210.00		
					1614.00	Tk. 250.84	Tk. 404,856

	nos	length (ft)	width (ft)	height(ft)	Area(sft)/cft	Rate	amount
2nd Floor	4	15.5	13.		784.30		
	3	20	13.		780.00		
	3	10	7.		210.00		
					1774.30	Tk. 278.70	Tk. 494,497
Roof top	5	12	12.		719.40		
	3	18	10.		540.00		
	2	10	7.		140.00		
					1399.40	Tk. 301.93	Tk. 422,521

38 Floor tiles

	nos	length (ft)	width (ft)	height(ft)	Area(sft)/cft	Rate	amount
Gr Floor	4	23.5	14.		323.13		
					323.13	Tk. 325.15	Tk. 105,064

	nos	length (ft)	width (ft)	height(ft)	Area(sft)/cft	Rate	amount
1st Floor	2	16	11.		344.00		
	2	15	12.		360.00		
	1	12	9.		103.20		
					807.20	Tk. 371.61	Tk. 299,964

	nos	length (ft)	width (ft)	height(ft)	Area(sft)/cft	Rate	amount
2nd Floor	2	16	11.		344.00		
	2	15	12.		360.00		
	1	12	9.		103.20		
					807.20	Tk. 418.06	Tk. 337,458

	nos	length (ft)	width (ft)	height(ft)	Area(sft)/cft	Rate	amount
Gr Floor	5	13	12.		774.80		
	3	18.07	10.		537.76		
	2	10	7.		140.00		
					1452.56	Tk. 789.66	Tk. 1,147,031

	nos	length (ft)	width (ft)	height(ft)	Area(sft)/cft	Rate	amount
1st Floor	3	13.7	11.		452.10		
	2	10	7.		140.00		
					592.10	Tk. 836.12	Tk. 495,067

	nos	length (ft)	width (ft)	height(ft)	Area(sft)/cft	Rate	amount
2nd Floor	3	13.7	11.		452.10		
	2	10	7.		140.00		
					592.10	Tk. 882.57	Tk. 522,570

39	Supplying and making door frames for all floors with required size in contact with wall, fitting and fixing in position etc. complete. Door Frame (Coated Metal Frames)	150	Pc	14,500	2,175,000
40	Metal coated door shutter with Sandwich Panel (Imported from China)	30	Pc	65,000	1,950,000
41	a) Metal coated door shutter (Imported from China),	90	Pc	20,000	1,800,000
	b) PVC Doors for Toilet	24	Pc	10,500	252,000
	c) Wooden Door Shutter (Mehgony)	6	Pc	18,000	108,000
42	Supplying, fitting and fixing M.S. flat bar clamp 150 x 38 x 6 mm size having bifurcated ends to door and window frames with rowel plug, necessary screws etc. including cutting groove in Chowkat if necessary etc.	60	Nos.	350	21,000
43	Supplying, fitting and fixing MORTICE door lock approved and accepted by the Engineer. (Dorma-Germany)	156	Nos.	1,350	210,600
44	Supplying, fitting and fixing of Aluminium sliding window as per the U.S. Architectural Aluminium Manufacturer's Association (AAMA) (BTA / FU-WANG sections) standard specification having 1.5mm thick outer bottom (size 75.50mm, 32mm), 1.5mm thick outer top (size 75.50mm, 16.80mm) 1.5mm thick shutter top (size 33mm, 26.80mm 22mm), 1.5mm thick shutter bottom (size 60mm, 24.40mm), 1.5mm thick outer side (size 75.50mm, 19.90mm), 1.5mm thick sliding fixed side (size 31mm, 26mm), 1.5mm thick shutter lock (size 49.20mm, 26.20mm) & 1.5mm thick inter lock (size 34.40mm, 32.10mm) sections all Aluminium members (Total weight kg/ sqm) will be anodized to Aluminium Bronze/Silver colour with a coat not less than 15 micrones in thickness and density of 4mg per square cm etc. including all accessories like sliding door key lock, sliding door wheel, sliding mohiar, sliding door, neoprene, bolts & nuts including sealants keeping provisions for fittings 5mm thick glass in/c labour charge for fitting of acsories making grooves and mending good damages, carriage and electricity complete in all respect as per drawing and direction of the Engineer in-charge. size 1500mm X 1400mm (total weight min. 9.081kg) Silver color.	35	sqm	750	26,250
45	Supplying fitting and fixing of Aluminium fixed fan light as per the U.S. Architectural Aluminium Manufacturer's Association (AAMA) standard specification mm, 0.313 kg/m) 1.2 mm thick bottom cover (size 76.2 mm, 38.10 mm, 0.76 kg/m) and 2.5 mm thick grouve cover section (size 57.15mm, 15.80 mm, 0.425 kg/m) and 1.2 thick top and side section (76.20 mm, 16 mm, 38.10 mm, 0.961 kg/m) fixed with above mentioned frames and all aluminium members (Total weight 5.365kg) will be anodized to aluminium bronze/silver colour with a coat not less than 15 micron in thickness and density of 4 mg per square cm etc. including all accessories, neoprene, sealant, nut and bolt etc.	30	sqm	1,850	55,500

46	Supplying, fitting and fixing of Aluminium composite swing doors with fixed partition as per the U. S. Architectural Aluminium Manufacturer's Association (AAMA) standard specification having 1.5 mm thick wall frame (size 101.60, 44.45 mm, 0.86 kg/m), 1.8 mm thick shutter side (size 54 mm, 46 mm, 1.2 kg/m), 1 mm thick door glass bit (size 16.54 mm, 14.49 mm, 0.115 kg/m), 1.8 mm thick closure section (size 101.54 mm, 42.93 mm, 1.20 kg/m), 1.5 thick closure cover (101.60 mm, 0.45 kg/m), 4 mm thick floor bottom (size 101.60 mm, 12.70 mm, 1 kg/m), 1.8 mm thick shutter bottom (size 86.60 mm, 43.99 mm, 0.60 kg/m), 1.8 mm thick shutter top (size 51 mm, 43.99 mm, 1.88 kg/m) 2.3mm to 4.01mm thick handle (short) (size 101.60 mm, 38.10 mm, 25.40 mm, 1.35 kg/m), 1.5 mm thick top and side (size 101.60 mm, 44.45 mm, 1.3 kg/m), 1.50 mm thick bottom (size 101.35 mm, 44.45 mm, 1.10 kg/m), 1.50 mm thick bottom cover (44.32 mm, 19.61mm, 0.392 kg/m), 1.50 mm thick groove cover size 83.21 mm, 16.00 mm, 0.57 kg/m), 0.99 mro	20	sqm	8,500	170,000
	thick fixed glass protector (size 39.09 mm, 14.81 mm, 0.188 kg/m), 0.99 mm thick fixed glass protector bit (size 15.75 mm, 14.81 mm, 0.13 kg/m) section of all aluminium members will be anodized to aluminium bronze/silver colour with a coat not less 15 microns in thickness and density of 4 mg per square cm etc. (Total weight min 69.699 kg) keeping provision for 5mm of glass panes with cost including all accessories like swing door clouser, swing door lock, swing door mohair, flush bolt, bolts and nuts including sealants, labour charge for fitting, fixing by angles, screws, mohiar, washer, machinery, cost of fabrication, making the grooves, mending good the damages, electricity etc. Composite swing door Silver Colour				
47	Supplying, fitting and fixing in Aluminium door frames, (BTA/ FU-WANG section) partitions/windows distroion free 5mm thick glass foreign made and of approved quality and shade including cost of fitting, fixing all necessary accessories etc.				
	a) 5 mm thick clear glass (PHP)	30	sqm	2,500	75,000
	b) 6 mm thick reflecting glass (PHP)	10	sqm	45,000	450,000
48	Supplying, fitting and fixing 10mm thick clear tempered glass door including all accessories 1 set maintenance auto closed special quality 2 nos clamping device, 1 set locking device, top hinge and handle etc. complete in all respect as per drawing and direction of the Engineer in Charge. 10mm thick clear tempered glass door. (PHP)	3	sqm	7,500	22,500
49	Fired Door. Supplying, fitting and fixing Fire door with 2 hours fire rating including all accessories 1 set maintenance auto closed special quality 2 nos clamping device, 1 set locking device, top hinge and handle etc. (Imported from China)	4	Pc	175,000	700,000
50	Supplying, fitting and fixing stainless steel (SS) stair railing of standard height with 2 mm thick 2.5" dia pipe for hand-rail as pe, 25mm dia vertical post & 20 mm dia horizontal bracing etc.	85	sqm	7,500	637,500
51	Supplying, fitting and fixing verandah railing with 2mm thick 50 mm, 25 mm and 20 mm diameter stainless steel pipes	15	sqm	4,500	67,500
52	Supplying 100 mm inside diameter best quality uPVC rain water down pipe fitting, fixed in position with head and shoes, bends, min. 20 mm x 3mm F.I. Bar clamp and nails, and including all accessories such as round grating/domed roof grating bands, sockets	393	rm	550	215,967

53 Window grill

nos	length (ft)	width (ft)	height(ft)	Area(sft)/cft	Rate	amount
87	7	6.		3349.50		
76	6	6.		2508.00		
				5857.50	Tk. 78.96	Tk. 462,508

54	Manufacturing, supplying, fitting and fixing collapsible gate of any design and shape made of 1" x 1" x 1/8" channel placed @ 112 mm c/c vertically and connecting the same with each other by 25 x 3 mm M.S flat bar scissors 525 mm/ 600 mm long provided in 3 rows including cutting the different M.S. members to required sizes, fabricating, welding, riveting with required size rivets, providing required size wheels, pulling handles on both sides, suitable locking arrangement, electrodes, grease and finally placing the same in position in between 2 (two) Nos. 50 x 50 x 6 mm M.S. Tee rail made by welding 2 Nos. 50 x 6 mm M.S. flat bar fitted and fixed at top and bottom with R.C.C. lintel/roof slab, floors and side wall with required Nos. 150 mm to 225 mm long 38 x 6 mm M.S. flat bar clamps one end welded with the gate member and the other end bifurcated and embedded in C.C. at the respective point including cutting holes and mending good the damages by pouring concrete (1:2:4) into the holes and finishing, etc comrooves and mending good damages, carriage and electricity complete in all respect as per drawing and direction of the Engineer in-charge. size 1500mm X 1400mm (total weight min. 9.08	150	sqm	1,750	262,500
55	Supplying, fitting, fixing, and installation of ordinary type M.S. security gate of any design and shape with 50 x 50 x 6 mm M.S. angle outer frame and two 50 x 50 x 6 mm angle placed diagonally having 22 mm dia M.S. rod placed vertically @ 115 mm c/c. and also 38 x 6 mm F.I placed horizontally, the bottom part covered with 3 mm thick M.S. sheet providing locking arrangements on 3 mm thick M.S. plate providing heavy type clamps fitted and fixed with the outer frame of the main gate, the clamp being embedded in R.C.C. or R.C. core pillar with cement concrete (1:2:4) in masonry including cutting holes and mending good the damages, finishing, curing etc. including fabrication, riveting, welding as and where necessary, etc.	80	sqm	1,200	96,000
56	Providing apron with 50 mm thick cement concrete (1:2:4) with cement, coarse sand and picked jhama chips including breaking chips and one layer brick flat soling at bottom with first class or picked jhama bricks including cutting earth for preparation of bed and filling the interstices with local sand (F.M. 0.8) including finishing, dressing, curing at least for 7 days etc. all complete, including cost of water, electricity, other charges accepted by the Engineer.(Cement: CEM-II/A-M)	250	sqm	5,500	1,375,000

57	Supplying, fitting and fixing gypsum board ceiling of 9 mm thick board laminated by mechanical hot press with a milk white PVC membrane with Aluminium T-bar frame in natural anodized finish at 600 x 600 mm in grid suspended from ceiling by 12 SWG double ply wire fixed to the ceiling by rowel plug, screws, hooks, nails etc. maintaining straight lines and desired finished level a bottom face with vertical wooden strut as required including making holes in slabs, or beams by electric drill machine and mending good the damages, if any, during execution of the work including cost of all materials, electricity, accessories, scaffoldings, labour for installation, screws, nails, etc. (Local)	1,255	sqm	800	1,004,000
58	Providing 1.5" x 1.5" x 1/4" brass angle to the nosing of steps of stair case including supplying 3 Nos. of 75 mm long 12 mm x 3 mm F.I. bar clamp with bifurcated ends in each treads including fitting and fixing with the angle by welding including fitting and fixing the angle by cutting grooves in R.C.C, fixing and finishing and the same with C.C. (1:2:4) etc. cost of electricity	400	Rft.	4,500	1,800,000
59	Supplying, fitting and fixing C.C. tiles of approved size with S.S. nut (4Nos. Nut in each tiles) including making drill in wall,slabs, or beams by electric drill machine and mending good the damages, if any, during execution of the work including cost of all materials, electricity, accessories, scaffoldings, labour for installation, screws, nails, etc.	300	sqm	4,500	1,350,000

60 Safety net

nos	length (ft)	width (ft)	height(ft)	Area(sft)/cft	Rate	amount
1	484.5	10.		4845.00		
				4845.00	Tk. 116.13	Tk. 562,650
Total Tk.						127,310,552

NB: The building is three-storied. Considering the nature of planned use of the building, ventilation and cooling requirements are high and additional fixtures need to be installed. The area for the additional fixtures is termed "Roof top".

PART - B : INTERNAL ELECTRIFICATION WORKS

Item No.	Description of Items	Unit	Quantity	Unit Rate (in Taka)	Amount (in Taka)
1	CONDUIT WORK:				
	Supply, fittings & fixing of PVC pipe and accessories of reputed manufacturers BRB/RFL/NATIONAL POLYMAR as per routing shown in the drawing, concealed/ surface mounted in columns, ceiling, walls and other various places as required, complete with bend/elbow, PVC circular boxes, shaddles, rowel plugs, sockets, lock-nuts, male/female bushes, 18SWG G.I.pull/wire, necessary thermo-cool, minimum 4-times taping of joints with plastic of thickness 0.2mm, width 19mm, S-Ion solvent cement, fish wire, tying with the reinforcement steel bar at the rate of 600mm spacing using 2X20 SWG G.I wire including tracing out the outlets after the shuttering are removed, necessary number of 16SWG sheet steel make junction/pull boxes of appropriate sizes with 3mm thick ebonite sheet cover and clearing the outlets & mending good all damages as per drawings, specifications & direction of the Engineer-in-charge.. All the supplied product should be production factory certified.				
	i). Minimum inner dia 25 mm & minimum wall thickness 1.5 mm.	Mtrs	1,195	65	77,675.00
	ii). Minimum inner dia 30 mm & minimum wall thickness 1.5 mm.	Mtrs	50	85	4,250.00
2	CABLE WORK:				
	Supply, fittings & fixing of PVC insulated single core cable/PVC insulated & PVC sheathed single/multi core cables of BRB Cables/ EVANA Cables/Paradise Cables or its equivalent manufacturers having ISO9001 certified co. of the following sizes in prelaid conduits/trench /tray and making good all damages, inclusive of locally available best/approved quality PIB insulating tape, ceiling rose(if necessary), cable sockets, solderless connector, cutting/cleaning the prelaid PVC pipe, connection etc. and termination of connection at both ends as per drawing, specification and instruction of the Engineer-in-charge. All the supplied product should be production factory certified.				
	i). 1C-1.5mm ² BYA	Mtrs	2,900	35	101,500.00
	ii). 1C-2.5mm ² BYA	Mtrs	900	51	45,900.00

Item No.	Description of Items	Unit	Quantity	Unit Rate (in Taka)	Amount (in Taka)
3	Concealed conduit wiring for the following PVC insulated and sheathed stranded cable (NYY)/XLPE insulated & PVC sheathed stranded cable (2XY) & PVC insulated green/white colored ECC wire (BYA) through PVC conduit of reputed manufacturer complete with fixing materials, & 1.5 mm wall thickness complete with 18 SWG GP sheet and pull box with 3mm thick ebonite sheet cover, other accessories etc. as required including mending the damages good. All electrical contacts shall be of brass/copper connected through connector or soldering (no twisting shall be allowed) and cables shall be manufactured and tested according to relevant IEC/BDS/BS/VDE standards and as per detailed specification mentioned in Annexure-A. The work shall be carried out as per direction/ approval/ acceptance of the Engineer. All the supplied product should be production factory certified.				
	Cables manufactured by any other company(s)				
	i) 1C-1x 4mm ² NYY	Mtrs	180	85	15,300.00
	ii) 1C-1x 6mm ² NYY	Mtrs	480	105	50,400.00
	iii) 1C-1x 50mm ² NYY	Mtrs	240	600	144,000.00
4	Providing & laying of the following PVC insulated & sheathed cable (NYY) / XLPE insulated & PVC sheathed cable (2XY) with PVC insulated green/white coloured ECC wire				
	In kutcha ground by cutting 45.70 cm width x 91.40 cm depth trench with necessary brick or				
	In pucca floor through PVC pipe by cutting trench of necessary size and mending the damages good by brick soling, 75 mm (1:2:4) CC work with neat cement finishing etc.				
	Cables manufactured by BRB/ Paradise /				
	i) IC-2 x 1.5 sq.mm (NYY/2XY) with 1.5 sq.mm (BYA) ECC wire through the PVC pipe of minimum inner dia 20 mm & wall thickness 1.5 mm				
	a) In pucca floor (for Garden light)	Mtrs	900	35	31,500.00
ii). IC-2 x 2.5 sq.mm (NYY/2XY) with 2.5 sq.mm (BYA) ECC wire through the PVC pipe of minimum inner dia 20 mm & wall thickness 1.5 mm					
a). In pucca floor (for Garden light)	Mtrs	900	70	63,000.00	

Item No.	Description of Items	Unit	Quantity	Unit Rate (in Taka)	Amount (in Taka)
5	EARTH CONTINUITY CONDUCTORS:				
	Supply, fittings & fixing of insulated/ electrolytic annealed copper earth continuity conductor of BRB/ Evana/Paradise or its equivalent its equivalent manufacturers having ISO9001 certified co. of following sizes in pre-laid conduit along with cable including connection to various metallic parts as per specification, drawing and instruction of the Engineer-in-charge: All the supplied product should be production factory certified.				
	i). 1C-1x 1.5 sqmm BYA(Green) for ECC	Mtrs	1,350	45	60,750.00
	ii). 1C-1x 2.5 sqmm BYA(Green) for ECC	Mtrs	100	65	6,500.00
	iii). 1C-1x 4.0 sqmm BYA(Green) for ECC				
		Mtrs	140	95	13,300.00
	iv). 1C-1x 25.0 sqmm BYA(Green) for ECC	Mtrs	60	450	27,000.00
	v). 1C- 2 SWG HDDB wire. for ECC	Mtrs	80	250	20,000.00
	LIGHT FITTINGS: ONLY COMMON AREA :				-
6	Supply, fittings & fixing of ceiling recessed mounted Energy+ or equivalent (2x4'x18 watt) light fixture complete etc. (without lamp) and all other accessories as per drawing, specifications and direction of the Engineer-in-charge. All the supplied product should be production factory certified.	Pcs	120	1,800	216,000.00
6.1	Energy+ or equivalent 4'X18 Watt LED tube lamp (Phillips)	Pcs	256	2,250	576,000.00

Item No.	Description of Items	Unit	Quantity	Unit Rate (in Taka)	Amount (in Taka)
7	Supply, fittings & fixing of ceiling recessed mounted Energy+ or equivalent (2x2'x9 watt) light fixture complete etc. (without lamp) and all other accessories as per drawing, specifications and direction of the Engineer-in-charge.	Pcs	36	3,500	126,000.00
7.1	Energy+ or equivalent 2'X9 Watt LED tube light	Pcs	60	2,150	129,000.00
8	Supply, fittings & fixing of ceiling recessed mounted Energy+ or equivalent (1x2'x9 watt) light fixture complete etc. (without lamp) and all other accessories as per drawing, specifications and direction of the Engineer-in-charge.	Pcs	60	2,750	165,000.00
8.1	Energy+ or equivalent 2'X9 Watt LED tube light (Phillips)	Pcs	60	1,500	90,000.00
9	Supply, fittings & fixing of Energy+ or equivalent Wall mounted Water proof light fixture G I wire brass holder complete etc. (without lamp) and all other necessary accessories as per drawing, specifications and direction of the Engineer-in-charge.	Pcs	6	1,500	9,000.00
9.1	Energy+ or equivalent 18 Watt LED Bulb (Phillips)	Pcs	8	3,500	28,000.00

Item No.	Description of Items	Unit	Quantity	Unit Rate (in Taka)	Amount (in Taka)
10	Providing & fixing the Water proof Glass/Acrylic Globe gate' light fitting of	Pcs	150	9,000	
10.1	Energy+ or equivalent 18 Watt LED Bulb (Phillips)	Pcs	150	1,500	
10.2	Providing & fixing the Water proof Garden light fitting of following manufacturers having minimum height 1030 mm , consisting of pre-treated powder coated garden light shade of min. 300 mm dia glass globe, mounted on 730mm GI pipe of 38mm dia, cast aluminum base, wrinkle/duco paint, earth terminal, necessary wiring with 2 x 0.4 sq.mm stranded PVC insulated flexible FR cable etc. complete (except lamp) of following model & as per sample accepted/approved by the Engineer.				
	Water proof Garden light fitting	Pcs	30	6,500	195,000.00
10.3	Energy+ or equivalent 18 Watt LED Bulb (Phillips)	Pcs	35	5,500	192,500.00

Item No.	Description of Items	Unit	Quantity	Unit Rate (in Taka)	Amount (in Taka)
	SWITCH BOARD:				
11	Providing & fixing 250 volts. 5/6 amps. (minimum) concealed type following switch / switch socket manufactured and tested in accordance with relevant IEC/ VDE/NEMA/BS/JIS standards from Legrand(France) /M.K(singapore) and wall boxes complete with all other necessary accessories & connections everything complete as per drawing, specification and instruction of the Engineer-in-charge. The wall boxes may be locally made of 18SWG galvanised steel sheet including earthing block.				
	i). One gang switch	Pcs	50	250	12,500.00
	ii). Two gang switch	Pcs	90	450	40,500.00
	iii). Three gang switch	Pcs	150	650	97,500.00
	iv). Four gang switch	Pcs	40	850	34,000.00
	v). One gang switch & one 5 amps. 2-pin socket combined.	Pcs	40	550	22,000.00

Item No.	Description of Items	Unit	Quantity	Unit Rate (in Taka)	Amount (in Taka)
	SOCKET OUTLET:				
12	Supply and installation of imported 15A,3 / 6-pin, 250V, combined duplex switched socket outlet (Concealed type) from Legrand(FranceUK) /M.K(UK)/ Crabtree (UK) /Volex(UK) suitable for 3-pin plug including the box, cover plate with necessary galvanized machine screws, earthing block complete with necessary connections as per drawings, specifications and direction of the Engineer-in-charge. The box may be locally made of 18 SWG galvanized sheet steel.	Pcs	80	650	52,000.00
13	Supply and installation of imported 20A,3 pin, 250V, combined duplex switched socket outlet (Concealed type) from Legrand(FranceUK) /M.K(UK)/ Crabtree (UK) /Volex(UK) suitable for 3-pin plug including the box, cover plate with necessary galvanized machine screws, earthing block complete with necessary connections as per drawings, specifications and direction of the Engineer-in-charge. The box may be locally made of 18 SWG galvanized sheet steel. (for pump)	Pcs	5	950	4,750.00
	SP MCCB				
14	Providing & fixing on a prepared board 250 volt grade following single pole miniature circuit Breaker (SPMCBS) having minimum breaking capacity 6-KA with thermal over-current and instantaneous electromagnetic short circuit release provision SPMCBS of DORMAN SMITH / MEM / SIEMENS/Schneider or equivalent brand accepted/approved by the Engineer.				
	i) 10 Amps	Pcs	150	850	127,500.00
	ii) 20 Amps	Pcs	25	950	23,750.00

Item No.	Description of Items	Unit	Quantity	Unit Rate (in Taka)	Amount (in Taka)
	3-phase MDB/SDB Board				
15	Supplying and fixing of Almirah type 18 SWG metal board of following ways depth 70mm to 110mm duly painted with powder coating with epoxy polyester resin on all surfaces having built in push type locking arrangement including metal bridges/plug system of suitable size for fixing TPMCB/TPMCCB's incoming and outgoing and copper busbar pan. neutral & earth links and interconnection wires set complete with suitable anchoring arrangement in wall/column and keeping provision for cable in exits as required. (for 3-phase SDB Board)				
	i) 3-ways TPN&E MDB	Pcs	6	16,500	99,000.00
	ii) 16-ways TPN&E SDB	Pcs	8	19,000	152,000.00
	iii) 17-ways TPN&E SDB	Pcs	10	50,000	500,000.00
	Bus-Bar				-
16	Providing and fixing 500v 3-PHASE BUSBAR				
	i). 60 Amps.BUSBAR system				
	1. Copper flat bar(5nos): 4 nos 9"x1"x3mm and 1 no 4"x1"x3mm for earthing mounted on insulator at both ends individually. Equal size of hole on bar at 0.5" interval 2"-3" gap between each bar				
	2. Bus-bar chamber : Size 13"x13"x8" made of 18SWG MS sheet with hinged type door and locking arrangement				
	assembled in prelaid board with porcelain insulators.	set.	25	6,000	150,000.00
	ii).300 Amps.BUSBAR system				
	1. Copper flat bar(5nos): 4 nos 18"x1"x3mm and 1 no 4"x1"x3mm for earthing mounted on insulator at both ends individually. Equal size of hole on bar at 0.5" interval 2"-3" gap between each bar				
	2. Bus-bar chamber : Size 24"x24"x8" made of 18SWG MS sheet with hinged type door and locking arrangement				
	assembled in prelaid board with porcelain insulators.	set.	4	25,000	100,000.00

Item No.	Description of Items	Unit	Quantity	Unit Rate (in Taka)	Amount (in Taka)
	TPMCCB				
17	Providing & fixing on a prepared board 500 volt grade following Triple pole moulded case circuit Breaker (TPMCCB) with thermal over-current and instantaneous electromagnetic short circuit release provision, manufactured and tested in accordance with relevant IEC/VDE/NEMA/BS/JIS standards.				
	i) 32 Amps. (Minimum 10-KA)	Pcs	16	12,500	200,000.00
	ii) 200 Amps. (Minimum 25-KA)	Pcs	10	18,500	185,000.00
18	CEILING & EXHAUST FAN:				-
a	Providing & fixing box type fan clamp made of 25.4 mm. x 6.35 mm. (1"x ¼") MS flat bar with 15.87 mm. (5/8") dia MS hook including necessary bolts, nuts etc. as required as per sample approved by the Engineer.	Pcs	60	450	27,000.00
b	Supply, fittings & fixing of 56" sweep ceiling mounted fan SEC or approved quality of reputed company everything complete with fixing accessories, hard wares etc. as per drawing, specifications and direction of the Engineer-in-charge.	Pcs	90	4,500	405,000.00
c	Supply & installation of 12" sweep (Plastic Body and Blade) 220V, 50HZ, A.C wall mounted industrial type exhaust fan approved quality of reputed company everything complete with fixing accessories, hard wares etc. as per drawing, specifications and direction of the Engineer-in-charge.	Pcs	8	3,500	28,000.00

Item No.	Description of Items	Unit	Quantity	Unit Rate (in Taka)	Amount (in Taka)
19	<p>Earthing the electrical installation with 40 mm. (1.5") dia G I. pipe (Earth electrode) having 6.35 mm. dia hole across the pipe at 305 mm. interval securedly bonded by soldering with 2 nos.of No2 SWG HDBC earth leads with its protection by 20 mm. (3/4") dia G.I. pipe up-to plinth level run at a depth of 609.6mm. (2 ft.) below G.L.up-to main board to be earthed including necessary connecting copper sockets, bolts, nuts, etc. complete for maintaining earth resistance within 1 ohm. Depth of bottom of main electrode at 31242 mm. (102.5 ft) from GL & length of electrode 30480 mm. (100 ft).</p>	Set.	3	25,000	75,000.00
20	<p>Construction of Earthing inspection pit inside measurement 600 mm x 600 mm with 250 mm thick brick in cement mortar (1:4) with 100mm thick RCC top slab (1:2:4) with 1% re-inforcement 450 mm dia water sealed CI man-hole cover with locking arrangement including necessary earth works, site filling and one brick flat soling 75 mm thick (1:3:6) base concrete for making inlet channel & 12mm thick (1:2) cement plaster with neat finishing etc.all complete up to a depth of .75 meter.</p>	No.	3	4,500	13,500.00
21	<p>Catenary wiring with the following PVC insulated and sheathed cables (NYY) properly clipped with 8 SWG G.I. supporting wire properly strained with clamps, nuts, bolts etc. including shackle type insulator at both ends.</p> <p>All the supplied product should be production factory certified. (For Generator room to staff house MDB)</p> <p>Cables manufactured by Paradise / BRB/ Evana Cables</p>	Mtrs	210	3,500	735,000.00
	4C x1x 16 sq.mm NYY cable				

Item No.	Description of Items	Unit	Quantity	Unit Rate (in Taka)	Amount (in Taka)
22	Spun P.C POLE Providing & fixing Anti Saline treatment Spun type pre-stressed concrete pole fabricated with high tensile steel wire (5mm dia) manufactured by government owned company or Bangladesh power development board as follows.(suitable for using in saline and coastal areas) Total 11000 mm (36.00') long pole having Top dia 230mm (9"), Bottom dia 375 mm (14.76") , wall thickness 55mm (2.16") , weight 1100kg, breaking strength 512kg/sqmm, without bottom plate and carrying charge.	set.	12	35,000	420,000.00
23	Air Conditioner (Split Type): Samsung Supply, Installation, Testing & commissioning (viii). Others Features : (i). Well balanced in all respect having interlock with the fan coil unit. (ii). Compressor dully equipped with vibration isolator, thermostatic & overload controls, magnetic contactors and all other standard accessories complete. (iii). Refrigerent copper pipe [From outdoor to indoor unit] with thermal insulation, refrigerant charging arrangement etc.[Minm length10 mtr.] (iv). Reqd. size PVC insulated & sheathed cable with ECC through water grade PVC pipe from outdoor to indoor unit (b). INDOOR UNIT / FAN COIL UNIT Features : (i). Direct expansion system fan coil unit with well balanced direct driven centrifugal type fan. (ii). Fancy & adjustable air circulating louver grill, removeable & washable type filter (iii). Condensing water drainout PVC flexible pipe with necessary insulation (iv). Thermostatic switch and remote control switch. (c). Standard : Major component shall be Manufactured as per relevant international standard & code. (d). Documents : 01. Manufacturing Company shall have the following certificate (i). ISO-9001, 2008 (ii). CE / UL certification Warranty : The bidder should provide the Guarranty of Compressor for at Least 2 yrs & Free service with spares for 2 yrs from the date of Commissioning & it should be obtained from the Air cooler Selling agency. Any brand manufactured or assembled in USA/EUcountries /Japan/Taiwan/Korea /Thailand/Malaysia approved/accepted by the Engineer in accordance with fulfillment of the above specifications and having relevent certificates as mentioned.				
23.1	Capacity : 17000 - 18000 BTU/HR (1.5 Ton) Wall mounted all compete including Providing and fixing additional amount of refregerent copper pipes with thermal insulation UK/Australia or Equivalent accepted/approved by the Engineer.	Each	1	85,000	85,000.00
Total Amount					5,989,325.00

PART - C : SANITARY & WATER SUPPLY WORKS

Item No.	SANITARY & WATER SUPPLY WORKS	Unit	Qty	Unit Rate (in Taka)	Amount (in Taka)
	DESCRIPTION				
1	Supplying, fitting and fixing European type glazed porcelain commode and low-down, plastic seat cover and preparing the base with cement concrete and with wire mesh or rods, if necessary, in all floors including making holes wherever required and mending good the damages and fitting, fixing finishing etc. complete with all necessary fittings and connection approved and accepted by the Engineer. (Brand: RAK Compact comfort height)	Each	10	15,000	150,000.00
2	Supplying, white glazed vitreous W/H Wash Basin, 500 x 440 x 210 mm in size, approx. 14 kg by weight, including fitting, fixing the same in position with heavy type C.I. brackets, 32 mm dia PVC waste water pipe with brass coupling (not exceeding 750 mm in length), 32 mm dia C.P. basin waste with chain plug, bracket including making holes in walls and floors and fitting with wooden blocks, screws and mending good the damages with cement mortar (1:4), etc. all complete approved and accepted by the Engineer. (Brand: RAK Ceramics)	Each	18	7,500	135,000.00
3	Supplying, fitting and fixing Pedestal, 652 x 200 x 205 mm in size, approx. 5.6 kg by weight with rowel plug and screws etc. all complete approved and accepted by the Engineer. (Brand: RAK Ceramics)	Each	18	3,500	63,000.00
4	Supplying, fitting and fixing CP Self closing pillar cock with all necessary hardware and consumables approved and accepted by the Engineer (Brand: Sharif/Nazma)	Each	12	2,500	30,000.00
5	Supplying, fitting and fixing Bangladesh pattern, long pan with foot-rest , made of Vitreous China and preparing the base of pan with cement mortar (1:4) and with wire mesh or rods, if necessary in all floors including making holes wherever required and mending good the damages and fitting, fixing, finishing etc. complete with all necessary fittings and connection approved and accepted by the Engineer. (Brand: RAK Ceramics)	Each	8	3,500	28,000.00
6	Supplying, fitting and fixing standard size soap tray including making holes in walls and mending good the damages with cement mortar (1:4) etc. all complete approved and accepted by the Engineer. (Local)	Each	24	250	6,000.00

Item No.	SANITARY & WATER SUPPLY WORKS		Unit	Qty	Unit Rate (in Taka)	Amount (in Taka)
	DESCRIPTION					
7	Supplying, fitting and fixing super quality 600 x 125 mm coloured glass (plate) shelf having 5 mm thickness with fancy C.P. brackets, screws and frames including making holes in walls and mending good the damages with cement mortar (1:4) etc. all complete approved and accepted by the Engineer. (Local)		Each	8	2,750	22,000.00
8	Supplying, fitting and fixing of 1350 x 1800 mm size and 5 mm thick unframed super quality mirror with hard boards at the back with all necessary fitting including making holes in walls and mending good the damages with cement mortar (1:4) etc. all complete approved and accepted by the Engineer. (Local)		Each	6	3,500	21,000.00
9	Supplying, fitting and fixing super quality C.P. Towel rail of 600 mm long and 20 mm in dia with C.P. holder including making holes in walls and mending good the damages with cement mortar (1:4) etc. all complete approved and accepted by the Engineer. (Local)		Each	18	450	8,100.00
10.1	Supplying, fitting and fixing 125 mm dia stainless steel floor grating in traps or in drains including making holes in walls/floors and mending good the damages with cement mortar (1:4) etc. all complete approved and accepted by the Engineer. (Local)		Each	36	350	12,600.00
10.2	Supply, Fitting and Fixing 450mmX1050mm Stainless Steel Sink, single bowl with Sink Cock, Angel Stop Cock and all other accessories etc. all complete approved and accepted by the Engineer in-charge (Local)		Each	6	8,500	51,000.00
11	Supplying different inside dia best quality uPVC pressure waste pipe having specific gravity 1.35 -1.45, wall thickness 2.7 mm - 3.4 mm, and other physical, chemical, thermal, fire resistivity properties etc. as per BSTI approved manufacturer standards or ASTM, BS/ISO/IS standards, fitted and fixed in position with sockets, bends, with all accessories such as Round grating/domed roof grating bands, sockets etc. complete approved and accepted by the Engineer. (Local)					-
	(a)	100 mm dia uPVC 'P' or 'S' trap	Each	120	650	78,000.00

Item No.	SANITARY & WATER SUPPLY WORKS		Unit	Qty	Unit Rate (in Taka)	Amount (in Taka)
	DESCRIPTION					
12	Supply and fitting-fixing hand / push shower for ablution including holder		Each	20	550	11,000.00
	Supplying, fitting and fixing best quality faucets etc. complete approved and accepted by the Engineer (Brand: Sharif/Nazma)					
	(a)	12 mm Special quality CP bib cock	Each	60	1,500	90,000.00
13	Moving type 100 mm CP shower rose (Brand: Sharif/Nazma)		Each	20	1,500	30,000.00
14	Supplying, fitting and fixing best quality concealed fixed sink cock etc. complete approved and accepted by the Engineer (Brand: Sharif/Nazma)					
	(a)	12 mm CP Concealed moving cock	Each	20	2,500	50,000.00
15	Supplying, fitting and fixing of special coloured toilet paper holder Size (150 mm x 150 mm x 126 mm) including making holes in walls and mending good the damages with cement mortar (1:4) etc. all complete approved and accepted by the Engineer. (Local)		Each	25	650	16,250.00
16	Supplying, fitting and fixing Special/Fancy quality C.P. concealed/ Surface Angle stop cock etc. complete approved and accepted by the Engineer. (Brand: Sharif/Nazma)					
	(a)	Special concealed heavy type angle stop cock	Each	60	1,800	108,000.00
17	Supplying, fitting and fixing best quality PPR gate valve with sealant etc. complete approved and accepted by the Engineer. (Brand: Sharif/Nazma)					
	(a)	12 mm brass gate valve	Each	30	450	13,500.00
	(b)	20 mm brass gate valve	Each	45	650	29,250.00
	(c)	25 mm brass gate valve	Each	35	1,050	36,750.00
	(d)	32 mm brass gate valve	Each	12	1,250	15,000.00
	(e)	40 mm brass gate valve	Each	20	2,500	50,000.00
	(f)	50 mm brass gate valve	Each	5	5,000	25,000.00

Item No.	SANITARY & WATER SUPPLY WORKS		Unit	Qty	Unit Rate (in Taka)	Amount (in Taka)
	DESCRIPTION					
18	Supplying, fitting and fixing PPR pipe with all special fittings, such as bends, elbows, sockets, reducing sockets, Tee, unions, jam-nuts etc. including cutting trenches where necessary and fitting the same with earth duly rammed and fixing in walls with holder bats and making hole in floors, walls and consequent mending good the damages etc. all complete in all respects approved and accepted by the Engineer. (Local)					-
	(a)	15 mm inside dia PPR pipe with wall thickness 3.25 mm, outside diameter min 21.5 mm	RM	300	65	19,500.00
	(b)	20 mm inside dia PPR Pipe with wall thickness 3.25 mm, outside diameter min 26.5 mm	RM	450	75	33,750.00
	(c)	25 mm inside dia PPR Pipe with wall thickness 4.05 mm, outside diameter min 33.1 mm	RM	140	85	11,900.00
	(d)	32 mm inside dia PPR Pipe with wall thickness 4.05 mm, outside diameter min 40.1 mm.	RM	160	105	16,800.00
	(e)	40 mm inside dia PPR Pipe with wall thickness 4.05 mm, outside diameter min 48.1 mm.	RM	150	150	22,500.00
	(f)	50 mm inside dia PPR Pipe with wall thickness 4.50 mm, outside diameter min 59 mm.	RM	450	225	101,250.00
19	Groove cutting in brick work, R.C.C floor, including cost for concealing of PPR pipe work (12 mm and 20 mm dia) in brick wall by cutting groove in wall, lintel, beam etc. by any means carefully without damaging the structure and filling the grooves with C.C (4:2:1) after laying of pipe including cost of scaffolding, finishing, curing etc. all complete approved and accepted by the Engineer.					-
	(a)	Groove Siz 75 x 75 mm (For laying 12 mm to 20 mm dia pipes)	RM	4,500	40	180,000.00
20	Supplying 50 mm inside dia best quality uPVC soil, waste and ventilation pipe having specific gravity 1.35 - 1.45, wall thickness 2.5 - 3.0 mm, and other physical, chemical, thermal, fire resistivity properties etc. as per BSTI approved manufacturer standards or ASTM, BS/ISO/IS standards fitted and fixed in position with sockets, bends, of uPVC Pipe with all accessories such as Round grating /domed roof grating bands, sockets etc. approved and accepted by the Engineer (length: 6000 mm each).		RM	1,150	570	655,500.00
21	Supplying 100 mm inside dia best quality uPVC soil, waste and ventilation pipe having specific gravity 1.35-1.45, wall thickness 3.4- 4.0 mm, and other physical, chemical, thermal, fire resistivity properties etc. as per BSTI approved manufacturer standards or ASTM, BS/ISO/IS standards fitted and fixed in position with sockets, bends, with all accessories such as Round grating/domed roof grating bands, sockets etc. approved and accepted by the Engineer (length: 6000 mm each).		RM	460	870	400,200.00
22	Goose neck vent pipe, 12mm dia and 1.5m long PPR pipe		Each	6	450	2,700.00
23	Supplying, fitting and fixing best quality PPR Float valve, threaded joint Pit valve etc. complete approved and accepted by the Engineer.					-
	(a)	40 mm brass Float valve	Each	1	500	500.00
24	Supplying 100 mm dia uPVC pipe for waste including fitting, fixing etc. all complete approved & accepted by the Engineer.		RM	88	1,250	109,500.00

Item No.	SANITARY & WATER SUPPLY WORKS	Unit	Qty	Unit Rate (in Taka)	Amount (in Taka)
	DESCRIPTION				
External Works					
25	Supplying 150 mm inside dia best quality uPVC soil, waste pipe having specific gravity 1.35-1.45, wall thickness 3.4-4.0 mm, and other physical, chemical, thermal, fire resistivity properties etc. as per BSTI approved manufacturer standards or ASTM, BS/ISO/IS standards fitted and fixed in position with sockets, bends, with all accessories such as Round grating/domed roof grating bands, sockets etc. approved and accepted by the Engineer (length: 6000 mm each).	RM	200	8,500	1,700,000.00
26	Supplying 100 mm inside diameter best quality uPVC rain water down pipe fitting, fixed in position with head and shoes, bends, min.20 mm width F.I. Bar clamp and nails, and including all accessories such as round grating/domed roof grating bands, sockets approved and accepted by the Engineer.	RM	1,000	105	105,000.00
27	Supplying, fitting and fixing of 50mm dia, 450mm long uPVC rain spout including one elbow at one end.	Each	25	85	2,125.00
28	Construction of Inspection chamber with R.C. cover slab of clear 600 x 600mm and maximum 750mm depth, all complete as per design specification and approved and accepted by the Engineer in-charge.	Each	20	1,250	25,000.00
29	Construction of Septic tank, all complete as per design specification and approved and accepted by the Engineer in-charge.	Each	20	25,000	500,000.00
30	Construction of Soak well, all complete as per design specification and approved and accepted by the Engineer	Each	15	25,000	375,000.00
31	Supply, fitting, fixing Cast Iron (finished and polished) Manhole Cover with proper lock system for Septic Tank, Soak Well, Over Head Water Tank, all complete as per design specification and approved and accepted by the Engineer in-charge.	Each	10	2,000	20,000.00
32	Supply fitting, fixing of tubewell with all necessary accessories with 100 mm RFL/NATIONAL POLYMER/NAVANA or equivalent quality (uPVC) plastic pipe having wall thickness 6mm-6.9 mm boring minimum 250 m or upto arsenic free level under ground with provision of 37.5 mm GI pipe from bottom of tubewell to connect to water pump. It includes Mobilization for test boring or observation well: Transportation of materials, equipments, tools and plants and boring rig to work site. Construction of derrick and dismantling the same. Cleaning the site after completion of the work accepted by the Engineer.	Set	10	25,000	250,000.00
33	Supply fitting, fixing of Pentax Gazi (Italy origin) or equivalent Pump. Phase: Single Flow, Rate: 350~60 l/min Head up to 33~60 m, Power: KW: 1.5, HP:2.00. Pump will be connected with the Tubewell for water supply.	Each	2	20,000	40,000.00

Item No.	SANITARY & WATER SUPPLY WORKS	Unit	Qty	Unit Rate (in Taka)	Amount (in Taka)
	DESCRIPTION				
34	Supplying, fitting and fixing 125 mm dia stainless steel roof grating in traps or in drains including making holes in walls/floors and mending good the damages with cement mortar (1:4) etc. all complete approved and accepted by the Engineer.	Each	10	1,200	12,000.00
35	Supply fitting, fixing of high quality two burner gas cooker with auto ignition, all complete as per design specification and approved and accepted by the Engineer in-charge.	Each	1	25,000	25,000.00
36	Supplying, fitting and fixing miscellaneous PPR accessories socket, Elbow, Tee, Nipple, plug, reducer etc	LS	1	80,000	80,000.00
Total Amount					5,767,675.00

D. SUPPLY & INSTALLATION OF 800 KVA SUBSTATION.

Sl. No.	Description	Quantity	Unit	Rate in Taka	Amount in Taka
1	Lightning Arrester and Drop-out fuse: Supply of lightning arrester outdoor type 11KV, 50 Hz, 5KA (20 KA) dropout fuse complete with mounting accessories etc. manufactured by GEM Co. Ltd, Bangladesh /ENERGYPAC or equivalent product of USA /EU Countries (3 Nos. in a set).	2	Per set	350,000	700,000.00
2	11 KV H.V. INDOOR SWITCHGEAR: Supply of 11 KV, 3-phase, 50 Hz, indoor type, high tension switchgear complete with Vacuum/SF ₆ Circuit Breaker, 800 Amps hard-drawn electrolytic copper bus-bars, 1 No 0 - 15 KV range voltmeter & 1 no. ammeter of adequate range both with selector switch, 1 no. of panel heater with auto thermostat control switch, manual ON & OFF push button switch and ON-OFF-TRIP indicators including following components (components such as VCB, CT, PT, microprocessor controlled IDMT relay shall be manufactured according to relevant NEMA/VDE/IEC/JIS/BS Standards and shall have type test certificate according to relevant IEC Standard) assembled locally in 14 SWG sheet steel metal clad, dust & vermin proof, free standing, floor mounting, epoxy resin powder coat painted cabinet as per relevant IEC standards and as per approval & acceptance of the Engineer. Brand: ENERYPAC / Bay Power Technology	1	set	500,000	500,000.00
	With withdrawable type Vacuum/SF₆ Circuit Breaker. Assembled by Govt. of Bangladesh owned/Shared company or the valid ISO-9001 certified company having type test certificate for whole panel from any internationally accredited independent laboratory.				-
3	H.T FEEDER PANEL: Supply of 11KV, H.T feeder panel to work as ring main unit. Complete with all internal bus work for 11KV 3pase 50hz operation and internal wiring floor mounting sheel metal with powder coated paint and corporating:-a) one fused isolotor for incoming power supply to 11KV bus bar and two eusd isolator for out going power to VCBs conformingto the requirements of BPDB and as par direction of the engineer in charge. Brand: ENERYPAC / Bay Power Technology	1	set	450,000	450,000.00

Sl. No.	Description	Quantity	Unit	Rate in Taka	Amount in Taka
4	H.T. 11KV VCB. PANEL (outgoing to transformer): Supply of 11 KV, 3-phase, 50 Hz, indoor type, high tension switchgear complete with Vacuum/SF6 Circuit Breaker, 800 Amps hard-drawn electrolytic copper bus-bars, 1 No 0 - 15 KV range voltmeter & 1 no. ammeter of adequate range both with selector switch, 1 no. of panel heater	2	Per set	650,000	1,300,000.00
	With withdrawable type Vacuum/SF6 Circuit Breaker. Assembled by Govt. of Bangladesh owned/Shared company or the valid ISO-9001 certified company having type test certificate for whole panel from any internationally accredited independent laboratory.				-
5	CAST RESIN DIST. TRANSFORMER: Supply of following dry type cast resin, natural air cooled, 3-phase, 50Hz, 11KV/0.415 KV & 0.24 KV indoor type distribution transformer of DYN11 vector group having percentage impedance 4-6.5%, basic impulse insulation level 75 KV, HV & LV bushings, manual 5 position standard tap changer, complete with two windings of high conductivity aluminium foil with insulation material in class H, earthing terminals, temperature sensor with thermometer, thermostat controlled blower fan (if required), lifting lugs, data plate etc. complete as required with maximum 60 ⁰ C temperature rise and suitable for operation at 40 ⁰ C ambient temperature manufactured & type tested in accordance with relevant NFMA / IEC / VDE / BS / IIS standards	1	Each	1,500,000	1,500,000.00

Sl. No.	Description	Quantity	Unit	Rate in Taka	Amount in Taka
6	LOW TENSION SWITCHGEAR.(NORMAL SUPPLY): Supply of 415 V, 3-phase, 50 Hz, indoor type low tension switch-gear of following specification complete with voltmeter (0 - 500V) & ammeter of adequate rating both with selector switch, indicating lamps for ON - OFF and following components (components such as TPMCCBs shall be manufactured according to relevant NEMA/VDE/IEC/JIS/BS Standards and shall have type test certificate according to relevant IEC Standard) assembled locally in 14 SWG sheet steel metal clad, dust & vermin proof, free standing, floor mounting, epoxy resin powder coat painted cabinet as per relevant IEC standards and as per approval & acceptance of the Engineer. Brand: ENERYPAC / Bay Power Technology	1	Each		-
	INCOMING : 1 Set - 415V, 2500 amp. TP&NE hard drawn electrolytic copper busbar. 1 No. - 415V, 2000 Amps , adjustable type TPMCCB for main control with thermal overload & instantaneous electro-magnetic short circuit release. 3 Nos. - 415V, 2000/5 ratio current transformer with suitable accuracy & burden. Brand: ENERYPAC / Bay Power Technology				-
	OUTGOING : 1 No. - 415V, 630A (65KA) adjustable type TPMCCB with instantaneous electro-magnetic short circuit release (for PFI control). 2 Nos. - 415V, 100A (35KA) adjustable type TPMCCB with instantaneous electro-magnetic short circuit release. 4 Nos. - 415V, 150A (35KA) adjustable type TPMCCB with thermal overload & instantaneous electro-magnetic short circuit release. 1 No. - 415V, 150/160A (25KA) adjustable type TPMCCB with thermal overload & instantaneous electro-magnetic short circuit release. 1 No. - 415V, 30/32A (16KA) TPMCCB with thermal overload & instantaneous electro-magnetic short circuit release. 1 No. - 230V, 20A (6KA) SPMCB with thermal overload & instantaneous electro-magnetic short circuit release. Brand: ENERYPAC / Bay Power Technology				-
	Assembled by the valid ISO-9001 certified company having test certificate according to relevant IEC standards from BUET/CUET/DUET/KUET/RUET.				-

Sl. No.	Description	Quantity	Unit	Rate in Taka	Amount in Taka
7	EMDB: Supplying and fixing of Almirah type 18 SWG metal board of depth 228mm(9")duly painted with gray hammer paint on out side and enamel paint in inside surfaces having built in push type locking arrangement including metal bridges of suitable size for fixing of all electrical control devices complete with suitable anchoring arrangement in wall/column and keeping provision for cable inlets and exits as required (only front surface of the board will be considered for measurement). Brand: ENERYPAC / Bay Power Technology	1.75	sq.m	250,000	437,500.00
8	500 Amps.rating 4 Nos. of bar each of minimum length 457.2 mm (18") and cross section 450 sq.mm assembled in 609.60 mm x 609.60 mm x 203.80 mm (24" x 24" x 8")size enclosure complete with porcelain insulators. Brand: ENERYPAC / Bay Power Technology	1	Each	300,000	300,000.00
9	Providing & fixing on a prepared board 500 volt grade following Triple-pole moulded case Circuit Breaker (TPMCCB) with thermal over-current and instantaneous electromagnetic short circuit release provision, manufactured and tested in accordance with relevant IEC/ VDE/NEMA/BS/JIS standards.				-
	TPMCCB of ABB / AEG /DORMAN SMITH/ LEGRAND/Schneider/ Eaton / MEM/MERLIN GERIN /VITZRO/ Kawamura or equivalent approved by the Engineering-in-Charge.				-
	(a) 500 Amps. (Minimum 50-KA)	1	Each	350,000	350,000.00
	(b) 100 Amps. (Minimum 10-KA)	7	Each	4,500	31,500.00
	(c) 60/63 Amps. (Minimum 10-KA)	3	Each	3,500	10,500.00
	(d) 30/32 Amps. (Minimum 10-KA)	5	Each	1,500	7,500.00
	(e) 25 Amps. (Minimum 10-KA)	1	Each	1,000	1,000.00

Sl. No.	Description	Quantity	Unit	Rate in Taka	Amount in Taka
10	AUTOMATIC POWER FACTOR IMPROVEMENT PLANT (480 KVAR): Supply of following 415 volt, 3 phase, 50 Hz power factor improvement panel complete with TP busbars and earth block, micro processor controlled auto power factor correction relay with digital PF reading display, capacitor bank, contactor, fuse, ON indicators for every stage of capacitor bank (except directly connected one) etc. shall be manufactured & tested as per NEMA/VDE/IEC/JIS/BSS standards assembled locally in 16 SWG sheet steel clad dust & vermin proof, free standing, floor mounting, epoxy resin powder coat painted cabinet. as per relevant IEC standards and as per approval & acceptance of the Engineer.	1	Each		-
	PFI Capacity- 480 KVAR: 3 Nos.- 415V, 900A hard drawn electrolytic copper busbar. 1 No. - 415V, 25 KVAR, 50 Hz TP power capacitor bank with built in / separate discharge coil for connection directly with line through fuse. 4 Nos. - 415V, 25 KVAR, 50 Hz TP power capacitor bank with built in / separate discharge resistor. 1 Nos. - 415V, 5 KVAR, 50 Hz TP power capacitor bank with built in / separate discharge resistor. 5 Nos. - 415V, 50 KVAR, 50 Hz TP power capacitor bank with built in / separate discharge resistor. 1 No. - 415V, 100 KVAR, 50 Hz TP power capacitor bank with built in / separate discharge resistor. 4 Nos. - 415V, 40 Amps, 50 Hz auto TP magnetic contactor with AC3 duty. 1 Nos. - 415V, 10 Amps, 50 Hz auto TP magnetic contactor with AC3 duty.				-
	5 Nos. - 415V, 80 Amps, 50 Hz auto TP magnetic contactor with AC3 duty. 1 No. - 415V, 160 Amps, 50 Hz auto TP magnetic contactor with AC3 duty. 15 Nos. - 415V, 50 Amps, HRC fuse with base. 3 Nos. - 415V, 10 Amps, HRC fuse with base. 15 Nos. - 415V, 100 Amps, HRC fuse with base. 3 Nos. - 415V, 200 Amps, HRC fuse with base.				-
	Assembled by the valid ISO-9001 certified company having test certificate according to relevant IEC standards from BUET/ CUET/ DUET/ KUET/ RUET.				-

Sl. No.	Description	Quantity	Unit	Rate in Taka	Amount in Taka
11	H. V CABLES: Providing & laying of following sizes HT (11KV) PVC insulated, sheathed, screened & armoured cable (NYSEYFGbY)/HT (11KV) armoured XLPE Cable: All electrical contacts shall be of brass/copper connected through connector or soldering (no twisting shall be allowed) and cables shall be manufactured and tested according to relevant IEC/BDS/ BS/ VDE standards and as per detailed specification mentioned in Annexure-A. The work shall be carried out as per direction/approval/acceptance of the Engineer.				-
	In kutchra ground by cutting 45.70 cm width x 91.40 cm depth trench with necessary brick or tile protection and mending the damages good by refilling trench with proper compaction.				-
	In pucca floor through required size of PVC pipe cutting trench of necessary size and mending good the damages with one layer 1st class flat brick soling,75 mm thick (1:2:4) cc work with neat cement finishing etc.				-
	In pucca ground/road through required size of PVC pipe by cutting 45.70cm width x 91.40 cm depth trench mending good the damages by earth refilling with proper compaction providing 50 mm thick compacted premix bituminous carpeting over one layer of 1st class flat brick soling and 75 mm thick compacted water bound macadam of khoa of brick.				-
	Cables manufactured by Govt. of Bangladesh owned /shared Company (Eastern Cables Ltd) 3C x 95 sq.mm cable				-
	(a) In kutchra ground	65	R/Mtr.		-
	(b) In pucca floor through 100 mm PVC pipe having wall thickness of 3 mm.	20	R/Mtr.		-
	(c) In pucca ground/pucca road through 100 mm PVC pipe having wall thickness of 3 mm.	20	R/Mtr.		-

Sl. No.	Description	Quantity	Unit	Rate in Taka	Amount in Taka
12	L.V. CABLES: Supply, installation and testing of PVC insulated, PVC sheathed copper conductor Cables, following size 1x500 Sq.MM NYY, rm/sm.	150	R/Mtr.		-
13	Installation of Lightning Arrester and Drop-out fuse. Installation of outdoor type 11KV, 50 Hz, 5KA (20 KA) dropout fuse complete with mounting accessories etc.	2	Per set		-
14	INSTALLATION OF H.T SWITCHGEAR: Installation, testing & commissioning of sheet steel clad, dust and vermin proof, floor mounted free standing type HT switchgear as detailed in item no.1.0 including carrying the equipment, making the necessary foundation and all necessary fittings, fixings, accessories as required and as per direction of Engineer in charge.	1	set		-
15	INSTALLATION OF H.T FEEDER PANEL: Installation of 11KV, H.T feeder panel to work as ring main unit. Complete with all internal bus work for 11KV 3phase 50hz operation and internal wiring floor mounting sheet metal with powder coated paint and incorporating:-a) one fused isolator for incoming power supply to 11KV bus bar and two eusd isolator for out going power to VCBs conforming to the requirements of BPDB and as per direction of the engineer in charge.	1	set		-
16	INSTALLATION OF H.T. 11KV VCB. PANEL (outgoing to transformer): Installation of 11 KV, 3-phase, 50 Hz, indoor type, high tension switchgear complete with Vacuum/SF6 Circuit Breaker, 800 Amps hard-drawn electrolytic copper bus-bars, 1 No 0 - 15 KV range voltmeter & 1 no. ammeter of adequate range both with selector switch, 1 no. of panel heater with auto thermostat control switch, manual ON & OFF push button switch and ON-OFF-TRIP indicators including following components (components such as VCB, CT, PT, microprocessor controlled IDMT relay shall be manufactured according to relevant NEMA/VDE/IEC/JIS/BS Standards and shall have type test certificate according to relevant IEC Standard) assembled locally in 14 SWG sheet steel metal clad, dust & vermin proof, free standing, floor mounting, epoxy resin powder coat painted cabinet as per relevant IEC standards and as per approval & acceptance of the Engineer. With withdrawable type Vacuum/SF6 Circuit Breaker.	1	set		-

Sl. No.	Description	Quantity	Unit	Rate in Taka	Amount in Taka
17	INSTALLATION OF TRANSFORMER: Installation, testing & commissioning of 800 kVA transformer as detailed in item no.2.0 including carrying the equipment, making necessary foundation, repair the foundation during carrying and all necessary fittings, accessories as required and as per direction of Engineer in charge.	1	set		-
18	INSTALLATION OF L.T SWITCHGEAR: Installation, testing & commissioning of Low Tension cubicle type Switchgear detailed in item no. 3.0 suitable for 415V, 3phase, 4wire, 50Hz complete with all wiring and gutter space for maximum size cable and entrance suitable for both top and bottom entry. All metal parts must be bonded to suitable ground points. The item including carrying the equipment, making necessary foundation, trench making with cover and all necessary fitting, fixings, accessories as required and as per direction of Engineer in charge	1	set		-
19	INSTALLATION OF AUTOMATIC PFI PLANT: Installation, testing & commissioning of Automatic PFI plant as detailed in item no.4.0 with necessary interconnection with L.T panel including carrying the equipment, making necessary foundation, trench making with cover and all necessary fittings, accessories as required and as per direction of Engineer in charge. 480 kVAR capacity	1	set		-
20	SUB STATION EARTHING: Earthing the electrical installation with 40 mm. (1.5") dia G.I. pipe (Earth electrode) having 6.35 mm. dia hole across the pipe at 305 mm. interval securedly bonded by soldering with 2 nos.of No2 SWG HDBC earth leads with its protection by 20 mm. (3/4") dia G.I. pipe up-to plinth level run at a depth of 609.6 mm. (2 ft.) below G.L.up-to main board to be earthed including necessary connecting copper sockets, bolts, nuts, etc. complete for maintaining earth resistance within 1 ohm.				-
	(a) Depth of bottom of main electrode at 31242 mm. (102.5 ft) from GL & length of electrode 30480 mm. (100 ft).	3	Each		-
	(b) Depth of bottom of main electrode at 37338 mm. (122.5 ft) from GL & length of electrode 36576 mm. (120 ft).	3	Each		-
21	CABLE TRAY: Supply and installation of galvanized sheet steel cable tray of following size as par drawing and direction. Cable tray shall be painted with two coat of enamel paint over a base coat good for galvanized sheet and shall be hanged from ceiling by using rowelbolt etc. the cable tray shall be of perforated type or as directed				-
	a) 1'-6"X4"	100	R/Mtr.		-
	b) 2'-6"X4"	100	R/Mtr.		-

Sl. No.	Description	Quantity	Unit	Rate in Taka	Amount in Taka
22	BPDB CONNECTION: The contractor shall arrange power line connection from BPDB 11KV over head line HT meter supply & installation permission from electricity licensing board etc. all the expenses including road cutting etc shall be under the contract at contractor's cost. only security money and HT meter installation charge against demand note and electricity licensing board fee shall be deposited by the owner.	1	LS		-
23	TESTING & COMITONING: Testing, commissioning and balancing of the system shall be done as per recommended practice and as per direction of the engineer in charge/consultant. For this purpose liaison with REB/BPDB for the connection & energization is to be made by the contractor. measuring of all equipment, line, conductors, dielectric insulation testing of transformer oil, earth resistance testing, centrifuging of oil (if necessary), phase sequence testing, primary and secondary induction test of all relay, x-former ratio test, tapping test, tap changing test, voltage compensation test, permanent phase marking etc. shall be done in presence of consultant and proper document shall be submitted for approval.	1	job		-
Total Amount					5,588,000.00



2. Import of New Machinery:

SL.	Item Name	Country of Origin	Technical Specification	Quantity in Set	Unit price in USD / Set	Total Price in USD	Total Price in BDT																								
1	45 STATION "D" TOOLING DOUBLE SIDED ROTARY TABLETING MACHINE MODEL: SQUERE cGMP ADDITIONAL EQUIPMENT: FRONT CONTROL SYSYTEM & A.C FREQUENCY DRIVE	India	<table border="1"> <tr><td>Output tablets / Hr. Maximum</td><td>270000</td></tr> <tr><td>Max. Operating Pressure-Main (KN)</td><td>65</td></tr> <tr><td>Max. Tablet Diameter</td><td>16 mm</td></tr> <tr><td>Max. Depth of Fill</td><td>17 mm</td></tr> <tr><td>Upper Punch Entry Main</td><td>3 to 6 mm</td></tr> <tr><td>Power Total (Kw/Hp)</td><td>6.70 / 9.00</td></tr> <tr><td>Main Motor (Kw/Hp)</td><td>5.50 / 7.50</td></tr> <tr><td>Force Feeder Motor (Kw/Hp)</td><td>0.18 / 0.25</td></tr> <tr><td>Electrical Supply</td><td>415 V / 3 Phase / 50 Hz</td></tr> <tr><td>Overall Dimensions (L X W X H) in mm</td><td>1440 X 1430 X 1920</td></tr> <tr><td>Net Weight (Kg)</td><td>2500</td></tr> <tr><td>Gross Weight (Kg)</td><td>2835</td></tr> </table>	Output tablets / Hr. Maximum	270000	Max. Operating Pressure-Main (KN)	65	Max. Tablet Diameter	16 mm	Max. Depth of Fill	17 mm	Upper Punch Entry Main	3 to 6 mm	Power Total (Kw/Hp)	6.70 / 9.00	Main Motor (Kw/Hp)	5.50 / 7.50	Force Feeder Motor (Kw/Hp)	0.18 / 0.25	Electrical Supply	415 V / 3 Phase / 50 Hz	Overall Dimensions (L X W X H) in mm	1440 X 1430 X 1920	Net Weight (Kg)	2500	Gross Weight (Kg)	2835	2	100,000	200,000	
Output tablets / Hr. Maximum	270000																														
Max. Operating Pressure-Main (KN)	65																														
Max. Tablet Diameter	16 mm																														
Max. Depth of Fill	17 mm																														
Upper Punch Entry Main	3 to 6 mm																														
Power Total (Kw/Hp)	6.70 / 9.00																														
Main Motor (Kw/Hp)	5.50 / 7.50																														
Force Feeder Motor (Kw/Hp)	0.18 / 0.25																														
Electrical Supply	415 V / 3 Phase / 50 Hz																														
Overall Dimensions (L X W X H) in mm	1440 X 1430 X 1920																														
Net Weight (Kg)	2500																														
Gross Weight (Kg)	2835																														
2	AUTOMATIC BATCH PRINTING MACHINE MODEL : LKFC-50C	China	Carton Size: Length: 100mm to 320mm, Width: 40mm to 185mm Printing Speed 125 / 180 / 250 Carton per minute Power 3 Phase / 0.25 HP / 414 V / 1440 RPM Printing Area Max. 45mm X 75mm Use of Letter Rubber Stereo Dimensions (L) 863mm (34") (W) 762mm (30") 610mm (24") Net Weight 115 Kgs. Approx Gross Weight 195 Kgs. Approx	2	15,000	30,000																									
3	TURN TABLE 30" TYPE: UN SCRAMBLER MODEL: cGMP.	India	<ul style="list-style-type: none"> •Height adjustable 850 to 950 mm., •Suitable for different type of container, •S.S. Elegantly Matt Finished Body., •Speed Variable Step pully System UTILITY REQUIREMENT Electrical supply : 3 Phase+ Nutral + Earthing, Electrical load : 1.0 KW	2	20,000	40,000																									
4	AUTOMATIC DRY SYRUP POWDER FILLING MACHINE TYPE: SINGLE HEAD AUGUR (WITH SERVO DRIVE & HMI (Delta Make) 05 GMS TO 30 GMS FILLING AUGUR AND FUNNEL MODEL: GMP ADDITIONAL EQUIPMENT: ACRYLIC COVER (MONOBLOCK TYPE)	India	<table border="1"> <tr><td>Contact parts</td><td>S.S.316</td></tr> <tr><td>Output</td><td>30-40 Bottles / Minute [Depends Upon Material Property]</td></tr> <tr><td>Hopper capacity</td><td>25 LTR</td></tr> <tr><td>Conveyor Belt</td><td>S.S. 304</td></tr> <tr><td>Accuracy</td><td>+/- 1%</td></tr> <tr><td>Power</td><td>440 V AC 3 PHASE – 4 CORE WIRE SYSTEM</td></tr> <tr><td>Electrical Motor</td><td>1HP/440 Volts/ 3Phase/ 50 Hz (Four wire) For Main Machine</td></tr> <tr><td>Conveyor Height</td><td>850 mm to 950 mm Adjustable.</td></tr> <tr><td>Container Size</td><td>Ø 22 mm to Ø 75 mm, Maximum Height 210 mm</td></tr> <tr><td>Cap Size</td><td>22 mm to 58 mm (With the help of required change parts)</td></tr> <tr><td>Overall Dimension</td><td>1150 mm(L) X 650 mm(W) Approx</td></tr> </table>	Contact parts	S.S.316	Output	30-40 Bottles / Minute [Depends Upon Material Property]	Hopper capacity	25 LTR	Conveyor Belt	S.S. 304	Accuracy	+/- 1%	Power	440 V AC 3 PHASE – 4 CORE WIRE SYSTEM	Electrical Motor	1HP/440 Volts/ 3Phase/ 50 Hz (Four wire) For Main Machine	Conveyor Height	850 mm to 950 mm Adjustable.	Container Size	Ø 22 mm to Ø 75 mm, Maximum Height 210 mm	Cap Size	22 mm to 58 mm (With the help of required change parts)	Overall Dimension	1150 mm(L) X 650 mm(W) Approx	2	65,000	130,000			
Contact parts	S.S.316																														
Output	30-40 Bottles / Minute [Depends Upon Material Property]																														
Hopper capacity	25 LTR																														
Conveyor Belt	S.S. 304																														
Accuracy	+/- 1%																														
Power	440 V AC 3 PHASE – 4 CORE WIRE SYSTEM																														
Electrical Motor	1HP/440 Volts/ 3Phase/ 50 Hz (Four wire) For Main Machine																														
Conveyor Height	850 mm to 950 mm Adjustable.																														
Container Size	Ø 22 mm to Ø 75 mm, Maximum Height 210 mm																														
Cap Size	22 mm to 58 mm (With the help of required change parts)																														
Overall Dimension	1150 mm(L) X 650 mm(W) Approx																														



Prospectus

5	BLISTER MACHINE MODEL: SQUERE cGMP ADDITIONAL EQUIPMENT: FRONT CONTROL SYSTEM & A.C FREQUENCY DRIVE	India	Electrical power: 7.5 kw, 380 - 415v, ac. 3 phase + n+e Cooling capacity: 1200 k. Cal / hour Water cooler: 7-9 liters / minute at min. Pressure 1.5 bar Compressed air: 150-350 liters / minute at pressure 6 kgs /cm. Sq	1	155,000	155,000																		
6	AUTOMATIC CAP SEALING MACHINE MODEL: SQUERE cGMP	India	Number of Heads: Single Head, Cap Diameter: 13 mm, 20 mm and 32 mm, Container Diameter: 16 mm to 49 mm, Height: 33 mm to 105 mm, Electrical Rating: 0.5 HP, Power: 440 V, Height of Conveyor: 800 to 850 mm, Weight: 350 kg	1	19,000	19,000																		
7	AUTOMATIC CARTOONING MACHINE MODEL: SQUERE cGMP	India	Voltage: 380V, 50HZ, 3 Phase Power(W): 50 KW Weight: 10 Tons	1	120,000	120,000																		
8	CUNE BLANDER MODEL: SQUERE cGMP ADDITIONAL EQUIPMENT: FRONT CONTROL SYSTEM & A.C FREQUENCY DRIVE	India	<table border="1"> <tr> <td>Max. Depth of Fill</td> <td>17 mm</td> </tr> <tr> <td>Upper Punch Entry Main</td> <td>3 to 6 mm</td> </tr> <tr> <td>Power Total (Kw/Hp)</td> <td>6.70 / 9.00</td> </tr> <tr> <td>Main Motor (Kw/Hp)</td> <td>5.50 / 7.50</td> </tr> <tr> <td>Force Feeder Motor (Kw/Hp)</td> <td>0.18 / 0.25</td> </tr> <tr> <td>Electrical Supply</td> <td>415 V / 3 Phase / 50 Hz</td> </tr> <tr> <td>Overall Dimensions (L X W X H) in mm</td> <td>1440 X 1430 X 1920</td> </tr> <tr> <td>Net Weight (Kg)</td> <td>2500</td> </tr> <tr> <td>Gross Weight (Kg)</td> <td>2835</td> </tr> </table>	Max. Depth of Fill	17 mm	Upper Punch Entry Main	3 to 6 mm	Power Total (Kw/Hp)	6.70 / 9.00	Main Motor (Kw/Hp)	5.50 / 7.50	Force Feeder Motor (Kw/Hp)	0.18 / 0.25	Electrical Supply	415 V / 3 Phase / 50 Hz	Overall Dimensions (L X W X H) in mm	1440 X 1430 X 1920	Net Weight (Kg)	2500	Gross Weight (Kg)	2835	1	75,000	75,000
Max. Depth of Fill	17 mm																							
Upper Punch Entry Main	3 to 6 mm																							
Power Total (Kw/Hp)	6.70 / 9.00																							
Main Motor (Kw/Hp)	5.50 / 7.50																							
Force Feeder Motor (Kw/Hp)	0.18 / 0.25																							
Electrical Supply	415 V / 3 Phase / 50 Hz																							
Overall Dimensions (L X W X H) in mm	1440 X 1430 X 1920																							
Net Weight (Kg)	2500																							
Gross Weight (Kg)	2835																							
9	FLUID BED DRYER MODEL: SQUERE cGMP ADDITIONAL EQUIPMENT: FRONT CONTROL SYSTEM & A.C FREQUENCY DRIVE	India	Square GMP Model, Machine is having C.I. Body & C.I. Middle Plate, Easy and more thorough cleaning, Excellent and operator friendly material feeding system, Lower guards of polished stainless steel, Upper guards of transparent acrylic material, Digital. Tablet cum RPM counter, Turret of special grade C.I. Casting, Aluminum Turret guards, Higher Turret speed 17 to 40 RPM, Phosphorous bronze bush provided inside the turret hole, Imported needle roller bearing provided at the bottom of turret, Cam tracks & pressure rolls made out of alloy steel, Worm is made of phosphorous bronze material, Upper punch penetration system, Effective dust extraction nozzle, Inter lock to all guards, Variable speed pulley, Disc type friction clutch start system, One shot lubrication system, Double sided lifting cams, Anti vibration mounts, Overload pressure release system	1	120,000	120,000																		
10	AUTOMATIC LABELLING MACHINE MODEL: SQUERE cGMP ADDITIONAL EQUIPMENT: FRONT CONTROL SYSTEM & A.C FREQUENCY DRIVE	India	Bottle size (Ø): 15mm Ø to 90mm Ø, Products: Round/Flat Products, Output speed: 120 to 150 Products/Minute (Speed depends on label and products size), Label size Min: 15 mm (H) x 35 mm (L) & Max: 90mm (H) x 150 mm (L) Working Height: 850 mm ± 50 mm Adjustable, Power Consumption: 2.5 KVA, Power Supply: SinglePhase + Neutral + Earthing/ 230 V AC/ 50Hz, Air Supply: 4 to 6 kg/cm ² (If use Contact type Batch Printer), Net Weight: 350 Kg Approx., Dimensions: 1525 mm (L)x 950 mm (W)x 1800mm(H) Approx.	2	70,000	140,000																		



Prospectus

11	AUTOMATIC LIQUID LINE DOUBLE SIDED ROTARY MACHINE MODEL: SQUERE cGMP	India	Model	PLF-100	PLF-150	PLF-200	1	85,000	85,000
	Output/Hour		2400 to 6000*	3600 to 9000*	5000 to 12000*				
12	SEMI AUTOMATIC POWDER FILLING MACHINE TYPE: AGAR MODEL: KSAPF-40, WITH 10 GRAM TO 30 GRAM FILL SIZE		Contact parts	S.S.316			1	45,000	45,000
			Construction	S.S. 304					
			Output	15 bottles / minute 30 Gms Filling Size					
			Hopper capacity	25 LTR					
			Accuracy	± 2% for uniform density and free flowing powder at controlled humidity level below 28 %					
			Power	440 V AC 3 PHASE – 4 CORE WIRE SYSTEM					
			FILL SIZE	10 gram to 100 gram with the help of different Augur and depending on the Neck dia. of the container.					
			Total						
								\$1,159,000.00	97,356,000.00

*Conversion Rate 84.00



Prospectus

3. Purchase of Delivery Van:

S/L	Item Name	Engine	Chassis	Dimension	Quantity in Set	Unit price	Total price	
1	TOYOTA DYANA BOX MODEL : 2012-13, 1500 kg	P.D- 2986 cc Model: 3.0 Diesel (5L)	Transmission : 5 speed manual, Steering : Power MTR: 5.3, FTC:60 LTR. Tire size: Front:600R-15-8PR, Rear: 700R-15-10PR.	GVW:3500 kg, O.L: 4525(mm.), O.W: 1695 (mm.), O.H:1980 (mm.), Wheel Base : 2545 (mm.)	4	2,500,000	10,000,000	
2	TOYOTA DYANA WITHOUT BOX MODEL : 2012-13, 1500 kg	P.D- 2986 cc Model: 3.0 Diesel (5L)	Transmission : 5 speed manual, Steering : Power MTR: 5.3 FTC:60 LTR. Tire size: Front:600R-15-8PR, Rear:700R-15-10PR.	GVW:3500 kg, O.L: 4525(mm.), O.W: 1695 (mm.), O.H:1980 (mm.), Wheel Base : 2545 (mm.)	2	2,675,000	5,350,000	
3	TOYOTA DYANA / HINO MODEL : 2012-13 3000 Kg	P.D- 4000 cc Model:Hino 3611	Transmission : 5 speed manual, Steering : Power MTR: 5.4 FTC: 100 LTR.Tire size: Front:7.00R-16-10 Rear:7.00R-16-12.	GVW:5500 kg, O.L: 4740 (mm.), O.W: 1860 (mm.), O.H:2140 (mm.), Wheel Base : 2525 (mm.)	4	3,400,000	13,600,000	
4	TOYOTA DYANA / HINO WITHOUT BOX MODEL : 2012-13 3000 Kg	P.D- 4000 cc Model:Hino 3611	Transmission : 5 speed manual, Steering : Power MTR: 5.4 FTC: 100 LTR. Tire size: Front :7.00R-16-10 Rear:7.00R-16-12	GVW:5500 kg, O.L: 4740 (mm.), O.W: 1860 (mm.), O.H:2140 (mm.), Wheel Base : 2525 (mm.)	2	3,680,000	7,360,000	
Total								36,310,000

NB: The above mentioned vehicles will be reconditioned and cost of IPO proceeds may vary at actual and will be adjusted accordingly.

Sd/-
Dr. Md. Badrul Haque Rukan
Managing Director

Sd/-
Mr. Monjur Alam
Chief Financial Officer

Sd/-
Mrs Naima Fatema
Chairman

b) Utilization of the total amount of paid-up capital and share premium, if any, including the sponsors' contribution and capital raised of the issuer at the time of submission of prospectus, in details with indication of use of such funds in the financial statements;

The Company has raised Capital of Tk.643,700,000 from Existing Shareholders only through cash. At the time of incorporation paid up capital of the Company was Tk. 1,200,000. Subsequently in November 20, 2012 and March 18, 2015 Company gave two allotments of Tk. 42,500,000 and Tk. 600,000,000 respectively to existing shareholders and the fund was utilized as follows:

Accounting Period/Year	Items	Amount in Tk.	Reflected in cash flows
25th January 1995 (In the time of Incorporation)	Acquisition of property, plan and equipment	1,200,000.00	The company used the share proceeds for the Acquisition of property, plant and equipment (Medical Equipment & building) and it is shown in the statement of Cash flows under Investing activities.
1st January, 2009 to 31st December, 2009	Acquisition of property, plan and equipment	268,460,660.00	The company used the share proceeds for the Acquisition of property, plant and equipment (Medical Equipment & building) and it is shown in the statement of Cash flows under Investing activities.
1st January, 2010 to 31st December, 2010	N/A	Nil	N/A
1st January, 2011 to 31st December, 2011	Acquisition of property, plan and equipment	169,178,100.00	The company used the share proceeds for the Acquisition of property, plant and equipment (Medical Equipment & building) and it is shown in the statement of Cash flows under Investing activities.
1st January, 2012 to 31st December, 2012	Acquisition of property, plan and equipment	137,819,940.00	The company used the share proceeds for the Acquisition of property, plant and equipment (Medical Equipment & building) and it is shown in the statement of Cash flows under Investing activities.
1st January, 2013 to 31st December, 2013	Acquisition of property, plan and equipment	24,541,300.00	The company used the share proceeds for the Acquisition of property, plant and equipment (Medical Equipment & building) and it is shown in the statement of Cash flows under Investing activities.
1st January, 2014 to 31st December, 2014	Acquisition of property, plan and equipment	42,500,000.00	The company used the share proceeds for the Acquisition of property, plant and equipment (Medical Equipment & building) and it is shown in the statement of Cash flows under Investing activities.

Total: 643,700,000.00

- c) If one of the objects is an investment in a joint venture, a subsidiary, an associate or any acquisition, details of the form of investment, nature of benefit expected to accrue to the issuer as a result of the investment, brief description of business and financials of such venture:

The issuer has no objects to investment in a joint venture, a subsidiary, an associate or any acquisition.

- d) If IPO proceeds are not sufficient to complete the project, then source of additional fund must be mentioned. In this connection, copies of contract to meet the additional funds are required to be submitted to the Commission. The means and source of financing, including details of bridge loan or other financial arrangement, which may be repaid from the proceeds of the issue along with utilization of such funds:

IPO proceeds are sufficient to complete the project.

- e) A schedule mentioning the stages of implementation and utilization of funds received through public offer in a tabular form, progress made so far, giving details of land acquisition, civil works, installation of plant and machinery, the approximate date of completion of the project and the projected date of full commercial operation etc. The schedule shall be signed by the Chief Executive Officer or Managing Director, Chief Financial Officer and Chairman on behalf of Board of Directors of the issuer:

Breakdown of IPO proceeds and Implementation Schedule:

SL.	Particulars	Amount in Taka	Expected time of Implementation
1	Construction of new factory building in the existing vacant area	144,655,552.00	Within 18 months after receiving IPO fund
2	Import of new Machinery	97,356,000.00	Within 20 months after receiving IPO fund
3	Purchase of Delivery Van	36,310,000.00	Within 3 months after receiving IPO fund
4	IPO Related Expenses	21,678,448.00	As and when required
Total		300,000,000.00	

Sd/-
Dr. Md. Badrul HaqueRukan
Managing Director

Sd/-
Mr. Monjur Alam
Chief Financial Officer

Sd/-
Mrs. Naim Fatema
Chairman

- f) If there are contracts covering any of the activities of the issuer for which the proceeds of sale of securities are to be used, such as contracts for the purchase of land or contracts for the construction of buildings, the issuer shall disclose the terms of such contracts, and copies of the contracts shall be enclosed as annexure to the prospectus:**

There is no such contract yet to be engaged by the company.

Sd/-
Dr. Md. Badrul Haque Rukan
Managing Director

Sd/-
Mr. Monjur Alam
Chief Financial Officer

Sd/-
Mrs. Naim Fatema
Chairman

- g) If one of the objects of the issue is utilization of the issue proceeds for working capital, basis of estimation of working capital requirement along with the relevant assumptions, reasons for raising additional working capital substantiating the same with relevant facts and figures and also the reasons for financing short with long term investments and an item wise break-up of last three years working capital and next two years projection:**

No IPO funds will be used for working capital management.

- h) Where the issuer proposes to undertake one or more activities like diversification, modernization, expansion, etc., the total project cost activity-wise or project wise, as the case may be:**

The IPO funds will be utilized in civil construction, Lab modernization and Purchase of Delivery Van & Other Vehicles. Such information is given in details under the heading use of IPO proceeds with implementation schedule.

- i) Where the issuer is implementing the project in a phased manner, the cost of each phase, including the phases, if any, which have already been implemented:**

The company has planned to implement to the existing projects by using IPO proceeds after receiving the funds, which have been mentioned in Use of IPO proceeds and projects Implementation schedule.

- j) The details of all existing or anticipated material transactions in relation to utilization of the issue proceeds or project cost with sponsors, directors, key management personnel, associates and group companies:**

There is no existing or anticipated material transaction in relation to utilization of the issue proceeds or project cost with sponsors, directors, key management personnel, associates and group companies.

- k) **Summary of the project appraisal/ feasibility report by the relevant professional people with cost of the project and means of finance, weaknesses and threats, if any, as given in the appraisal/ feasibility report:**

FEASIBILITY STUDY REPORT OF SILCO PHARMACEUTICALS LIMITED

Executive Summary

Silco Pharmaceuticals Limited was incorporated in Bangladesh on January 25, 1995 vide registration no. C-27781(1627)/95 with the Registrar of Joint Stock Companies and Firms as a Public Limited Company under Companies Act, 1994. According to certificate of Commencement the date of commercial operation is 25 January, 1995, but the Company received the drug manufacturing license on 29 October, 2003 and the commercial operation has started on 30 October, 2003. The principal activities of the Company are to carry on the business drugs and medicines of all kinds by manufacturing selling and distributing pharmaceutical products. The registered and corporate office of the company is 41, Nurani, Bankalapara, Subid Bazar, Sylhet – 3100, Bangladesh.

Introduction

Silco Pharmaceuticals Limited was incorporated in 1995 with a goal to carry on the business drugs and medicines of all kinds by manufacturing selling and distributing pharmaceutical products throughout Bangladesh, a country with 160 million people. A most dynamic skilled and dedicated marketing team comprising of pharmacists. These highly skilled professionals play a crucial role in providing the necessary strategic guideline for the promotion of its product. Objectives of the company are to conduct transparent business operation based on market mechanism within the legal & social frame work with aims to attain the mission reflected by their vision. It has expanded its capacity, developed a skilled workforce and introduced integrated technologies. It is truly an organization with a glorious past and a bright future.

Nature of Business

Silco Pharmaceuticals limited has engaged in manufacturing and marketing of pharmaceuticals finished product in the categories of Antibiotics, Analgesics, Anti diabetics, Narcotics, Antipyretics, Anti Inflammatory Drugs, Anti ulcerants, Multi medicines which are sold in local market.

Registered Office & Factory and Corporate Office

The registered and corporate office of SPL are rented located at 41, Nurani, Bankalapara, Subid Bazar, Sylhet-3100, Bangladesh. The factory is situated at BSCIC Industrial Estate, Khadimnagar, Sylhet-3103, Bangladesh.

Principal products of the Company

Silco Pharmaceuticals Limited total have 99 medicines that prevent treat and cure diseases across a significant range of therapeutic areas and waiting in the pipe line of promising new products in various areas. Principal products of the company are given below:

List of Biological Products:

Sl. No.	Product Name	Generic Name	Dosages Form	Strength	D.A.R. No. / MA No.
01	Viton Syrup	Thiamine HCl (B ₁) BP, Riboflavin 5-Phosphate Sodium (B ₂) BP, Pyridoxine HCl (B ₆) BP, Nicotinamide BP	Oral Solution/ Liquid	{Thiamine HCl (B ₁) BP 100.00 mg + Riboflavin 5-Phosphate Sodium (B ₂) BP 54.80 mg + Pyridoxine HCl (B ₆) BP 40.00 mg+ Nicotinamide BP 400.00 mg}/100 ml	311-09-078

02	Polyviton Drop	Vit. A (water miscible) BP + Vit. D ₃ BP + Thiamine HCl (B ₁) BP+ Riboflavin-5-Phosphate Sodium (B ₂) BP + Pyridoxine HCl (B ₆) BP + Calcium-D-Pantothenate USP + Nicotinamide BP + Ascorbic Acid USP	Drop	{Vit. A (water miscible) BP 50000 IU + Vit. D ₃ BP 10000 IU + Thiamine HCl (B ₁) BP 160.00mg+ Riboflavin 5- Phosphate Sodium (B ₂) BP 100.00mg + Pyridoxine HCl (B ₆) BP 100.00mg + Calcium-D-Pantothenate USP 500.00mg+ Nicotinamide BP 1000mg + Ascorbic Acid USP 5000mg}/100 ml	311-10-078
03	Silflox Tablet	Ciprofloxacin Hydrochloride BP	Tablet	Ciprofloxacin BP 500 mg/ Tablet	311-17-023
04	Viton-B Tablet	Thiamine HCl (B ₁) BP, Pyridoxine HCl (B ₆) BP, Riboflavin (B ₂) BP, Nicotinamide BP	Tablet	{Thiamine HCl (B ₁) BP 5 mg + Pyridoxine HCl (B ₆) BP 2 mg + Riboflavin (B ₂) BP 2 mg + Nicotinamide BP 20 mg}/ Tablet	311-18-077
05	Polyrex-500 Capsule	Cephalexin Monohydrate (Comp.) BP	Capsule	Cephalexin BP 500 mg/Capsule	311-19-60
06	Mycostat Oral Drop	Nystatin BP	Oral Drop	Nystatin BP 90.25 mg/ 5ml	311-32-60
07	Viton-M Tablet	Multivitamins, Minerals	Tablet	{Vit. A USP 1.500mg + Vit.D ₃ USP 10.000mcg + Vit. E BP 15.00mg + B ₁ USP 1.500mg + B ₂ USP 1.700mg+ B ₆ USP 2.00mg+ Nicotinamide USP 20.00mg + B ₁₂ USP 6.00mcg + Calcium Pantothenate USP 10.920mg + Folic Acid USP 0.400mg + Dried FeSO ₄ BP 50.000mg + CuSO ₄ BP 2.00mg + MnSO ₄ BP 1.000mg + K ₂ SO ₄ BP 11.141mg + Ascorbic Acid USP 60.00mg + KI USP (10%) 1.960mg + ZnSO ₄ BP 37.030mg}/ Tablet	311-33-078
08	Bactacef Capsule	Cephadrine (Compacted) BP	Capsule	Cephadrine BP 500 mg/ Capsule	311-35-023
09	Bactacef PFS	Cephadrine (Micronised) BP	Injection solution	Cephadrine BP 2.50 gm / 100 ml	311-47-023
10	Erosil PFS	Erythromycin Ethyl Succinate BP	Injection solution	Erythromycine BP 2.50 gm / 100 ml	311-48-023
11	Bactazim Capsule	Cefixime Trihydrate (Comp.) USP	Capsule	Cefixime USP 200 mg / Capsule	311-49-023
12	Bactazim PFS	Cefixime Trihydrate (Micronised) USP	Injection solution	Cefixime USP 2.00 gm /100 ml	311-51-023
13	Viton EC Tablet	Beta Carotene USP, Ascorbic Acid BP, Vitamin E BP	Tablet	(Beta Carotene USP 6 mg + Ascorbic Acid BP 200 mg + Vit. E BP 50 mg)/ Tab	311-56-078
14	Leosil-500 Tablet	Levofloxacin Hemihydrate INN	Tablet	Levofloxacin INN 500 mg /Tablet	311-57-023
15	Azosil-500 Tablet	Azithromycin Dihydrate (Comp.) USP	Tablet	Azithromycin USP 500 mg / Tablet	311-58-023
16	Silcal-D Tablet	Calcium Carbonate USP, Vitamin D ₃ USP	Tablet	(Calcium USP 500 mg +Vit.D ₃ USP 200 IU)/ Tablet	311-71-062
17	Viton-Z Tablet	Thiamine Mononitrate (B ₁) BP, Riboflavin (B ₂) BP, Pyridoxine HCl (B ₆) BP, Nicotinamide BP, ZnSO ₄ .H ₂ O USP	Tablet	{Thiamine Mononitrate (B ₁) BP 5mg + Riboflavin (B ₂) BP 2mg + Pyridoxine HCl (B ₆) BP 2mg + Nicotinamide BP 20mg + Elemental Zn USP 10.0mg}/Tablet	311-72-078
18	Viton-Z Syrup	Thiamine HCl (B ₁) BP, Riboflavin 5-Phosphate Sodium (B ₂) BP,	Oral Solution/	{Thiamine HCl (B ₁) BP 0.100 gm + Riboflavin (B ₂) BP 0.040 gm +	311-73-078

		Pyridoxine HCl (B ₆) BP, Nicotinamide BP, ZnSO ₄ .H ₂ O USP	Liquid	Pyridoxine HCl (B ₆) BP 0.040 gm + Nicotinamide BP 0.400 gm + Elemental Zinc USP 0.200 gm}/100ml	
19	Azosil PFS.	Azithromycin Dihydrate (Micronised) USP	Injection solution	Azithromycin USP 4.00 gm/ 100 ml	311-74- 023
20	Bactacef (DS) PFS	Cephadrine (Micronised) BP	Injection solution	Cephadrine BP 5.00 gm/ 100 ml	311-75- 023
21	Cefusil-125 Tablet	Cefuroxime Axetil BP	Tablet	Cefuroxime BP 125 mg /Tablet	311-81- 60
22	Cefusil-250 Tablet	Cefuroxime Axetil BP	Tablet	Cefuroxime BP 250 mg / Tablet	311-82- 023
23	Cefusil-500 Tablet	Cefuroxime Axetil BP	Tablet	Cefuroxime BP 500 mg /Tablet	311-83- 023
24	Neurogin Tablet	Thiamine HCl (B ₁) BP, Pyridoxine HCl (B ₆) BP, Cyanocobalamin (B ₁₂) BP	Tablet	{Thiamine HCl (B ₁) BP 100 mg + Pyridoxine HCl (B ₆) BP 200 mg + Cyanocobalamin (B ₁₂) BP 200 mcg}/ Tablet	311-84- 078
25	Bactazim- 400 Capsule	Cefixime Trihydrate USP	Capsule	Cefixime USP 400 mg / Capsule	311-88- 60
26	MV-COD Syrup	Vitamin A Propionate BP, Vitamin D BP, Vitamin E Acetate BP, Ascorbic Acid BP, Thiamine HCl (B ₁) BP, Riboflavin 5- Phosphate Sodium (B ₂) BP, Pyridoxine HCl BP, Nicotinamide BP, Cod Liver Oil BP	Oral Solution/ Liquid	{Vitamin A Propionate BP 40000 IU + Vitamin D 4000 IU + Vitamin E Acetate BP 30.00 mg, Ascorbic Acid BP 350.00 mg, Thiamine HCl (B ₁) BP 14.00 mg, Riboflavin (B ₂) BP 17.00 mg + Pyridoxine HCl BP 7.00 mg + Nicotinamide BP 180.00 mg + Cod Liver Oil BP 2.00 gm}/100 ml	311-96- 078
27	Neocliz Tablet	Meclizine HCl USP, Pyridoxine HCl BP	Tablet	{Meclizine HCl USP 25 mg + Pyridoxine HCl BP 50 mg}/ Tablet	311-100- 018
28	MQ-4 Tablet	Moxifloxacin HCl BP	Tablet	Moxifloxacin BP 400 mg/ Tablet	311-101- 023
29	Cefusil CV 500 Tablet	Cefuroxime Axetil BP, Diluted Clavulanate Potassium with Avicel (1:1) BP	Tablet	{Cefuroxime BP 500 mg + Clavulanic Acid BP 125 mg} /Tablet	311-105- 023
30	Cefusil CV 250 Tablet	Cefuroxime Axetil BP, Diluted Clavulanate Potassium with Avicel (1:1) BP	Tablet	{Cefuroxime BP 250 mg + Clavulanic Acid BP 62.50 mg} /Tablet	311-106- 023

List of Non-Biological Products:

Sl. No.	Product Name	Generic Name	Dosages Form	Strength	D.A.R. No. / MA No.
01	Silmet Suspension	Metronidazole Benzoate BP	Powder	Metronidazole BP 4.00 gm/ 100 ml	311-01-027
02	Silaron Syrup	Ferrous Sulphate BP	Oral Solution/ Liquid	Ferrous Sulphate BP 4.00 gm/ 100 ml	311-02-26
03	Antismin Syrup	Chlorpheniramine Maleate BP	Oral Solution/ Liquid	Chlorpheniramine Maleate BP 0.040 gm/100 ml	311-03-021
04	Helmin Suspension	Mebendazole USP	Powder	Mebendazole USP 2.00 gm/ 100 ml	311-05-008
05	Silcane Suspension	Aluminium Hydroxide Compressed Gel Ph.Grade (containing 10% Al ₂ O ₃), Magnesium Hydroxide Paste BP {containing 30% Mg(OH) ₂ }	Powder	(Aluminium Oxide Ph.Grade 4.00 gm + Magnesium Hydroxide BP 2.50 gm / 100 ml	311-06-007

06	Silpol Suspension	Paracetamol BP	Powder	Paracetamol BP 2.40 gm/100 ml	311-07-006
07	Salbusol Syrup	Salbutamol Sulphate BP	Oral Solution/Liquid	Salbutamol BP 40.00 mg /100 ml	311-08-044
08	Octafen Tablet	Ketoprofen BP	Tablet	Ketoprofen BP 100 mg/ Tablet	311-11-65
09	Trisium Tablet	Clobazam BP	Tablet	Cobazam BP 10.00 mg/ Tablet	311-12-09
10	Silpol Tablet	Paracetamol BP	Tablet	Paracetamol BP 500 mg/ Tablet	311-13-006
11	Silatrol Tablet	Cetirizine Dihydrochloride BP	Tablet	Cetirizine Dihydrochloride BP 10 mg/Tablet	311-14-021
12	Selium-5 Tablet	Diazepam BP	Tablet	Diazepam BP 5 mg/Tablet	311-20-09
13	Mucin-R Tablet	Ranitidine Hydrochloride BP	Tablet	Ranitidine BP 150 mg / Tablet	311-21-055
14	Silben Tablet	Albendazole USP	Tablet	Albendazole USP 400 mg/ Tablet	311-22-008
15	Silmet 400 Tablet	Metronidazole BP	Tablet	Metronidazole BP 400 mg/ Tablet	311-23-027
16	Salbusol 2 Tablet	Salbutamol Sulphate BP	Tablet	Salbutamol BP 2 mg / Tablet	311-24-044
17	Trifenac-50 Tablet	Diclofenac Sodium BP	Tablet	Diclofenac Sodium BP 50 mg/ Tablet	311-25-65
18	Triptosil Tablet	Fluphenazine HCl BP, Nortiptyline HCl BP	Tablet	(Fluphenazine HCl BP 0.500 mg + Nortiptyline BP 10 mg) / Tablet	311-27-11
19	Tensin-50 Tablet	Atenolol BP	Tablet	Atenolol BP 50mg/Tablet	311-28-022
20	Silcona-50 Capsule	Fluconazole INN	Capsule	Fluconazole INN 50 mg/ Capsule	311-29-020
21	Silcard Tablet	Isosorbide Mononitrate (50% dilution with Lactose) BP	Tablet	Isosorbide Mononitrate BP 20 mg/ Tablet	311-30-21
22	Polylac Syrup	Lactulose Solution BP (containing 67% Lactulose)	Oral Solution/Liquid	Lactulose BP 3.35gm/ 5ml	311-31-060
23	Seofol Plus Capsule	Ferrous Sulphate BP, Folic Acid BP	Capsule	(FeSO ₄ BP 150 mg + Folic Acid BP 0.500 mg)/ Capsule	311-34-045
24	Peplo-20 Capsule	Omeprazole USP	Capsule	Omeprazole USP 20 mg / Capsule	311-38-067
25	Silcane Tablet	Al(OH) ₃ Dried Gel BP , Mg(OH) ₂ BP	Tablet	{Al(OH) ₃ Dried Gel BP 250mg + Mg(OH) ₂ BP 400mg} / Tablet	311-41-007
26	Samprid Tablet	Gliclazide BP	Tablet	Gliclazide BP 8 0mg/ Tablet	311-42-015
27	Losart-P Tablet	Losartan Potassium INN	Tablet	Losartan Potassium INN 50 mg/ Tablet	311-43-022
28	Alopin-5 Tablet	Amlodipine Besilate BP	Tablet	Amlodipine BP 5 mg / Tablet	311-44-022
29	Silcane Plus Tablet	Al(OH) ₃ Dried Gel BP, Mg(OH) ₂ BP, Simethicone USP	Tablet	{Al(OH) ₃ Dried Gel BP 400mg + Mg(OH) ₂ BP 400mg+ Simethicone USP 30mg}/ Tablet	311-45-077
30	Peristal Tablet	Domperidone Maleate BP	Tablet	Domperidone BP 10 mg / Tablet	311-46-018
31	Peristal Suspension	Domperidone BP	Powder	Domperidone BP 100.00 mg/100 ml	311-50-018
32	Silcal-500 Tablet	Calcium Carbonate USP	Tablet	Calcium USP 500 mg / Tablet	311-52-062
33	Silfenac Tablet	Aceclofenac BP	Tablet	Aceclofenac BP 100 mg/ Tablet	311-53-064

34	Flutracen Tablet	Flupenthixol HCl BP, Malitracen HCl, INN	Tablet	(Flupenthixol BP 0.50 mg + Melitracen INN 10.00 mg)/ Tablet	311-54-028
35	Deslosil Tablet	Desloratadine INN	Tablet	Desloratadine INN 5 mg/ Tablet	311-55-021
36	Zinc AG Syrup	Zinc Sulphate Monohydrate USP	Oral Solution/ Liquid	Elemental Zinc USP 400 mg /100ml	311-60-062
37	Esonam-20 Capsule	Esomeprazole Magnesium Trihydrate INN	Capsule	Esomeprazole INN 20 mg/ Capsule	311-61-067
38	Esonam-40 Capsule	Esomeprazole Magnesium Trihydrate INN	Capsule	Esomeprazole INN 40 mg/ Capsule	311-62-067
39	Panosa -20 Tablet	Pantoprazole Sodium Sesquihydrate BP	Tablet	Pantoprazole BP 20 mg / Tablet	311-63-067
40	Panosa-40 Tablet	Pantoprazole Sodium Sesquihydrate BP	Tablet	Pantoprazole BP 40 mg / Tablet	311-64-067
41	Silcona- 150 Capsule	Fluconazole INN	Capsule	Fluconazole INN 150 mg/ Capsule	311-65-020
42	Metfossil-500 Tablet	Metformin Hydrochloride BP	Tablet	Metformin Hydrochloride BP 500 mg / Tablet	311-66-015
43	Metfossil-500 XR Tablet	Metformin Hydrochloride BP	Tablet	Metformin Hydrochloride BP 500 mg/ Tablet	311-67-015
44	Slona-0.5 Tablet	Clonazepam USP	Tablet	Clonazepam USP 0.5 mg/ Tablet	311-68-046
45	Tifsi Syrup	Ketotifen Fumarate BP	Oral Solution/ Liquid	Ketotifen BP 0.020 gm / 100 ml	311-69-021
46	Tifsi Tablet	Ketotifen Fumarate BP	Tablet	Ketotifen BP 1mg/ Tablet	311-70-021
47	Sitova-10 Tablet	Atorvastatin Calcium Trihydrate INN	Tablet	Atorvastatin INN 10 mg / Tablet	311-76-061
48	Sitova-20 Tablet	Atorvastatin Calcium Trihydrate INN	Tablet	Atorvastatin INN 20 mg / Tablet	311-77-061
49	Moneka-10 Tablet	Montelukast Sodium INN	Tablet	Montelukast INN 10 mg / Tablet	311-78-044
50	Silgin Tablet	Tiemonium Methylsulphate INN	Tablet	Tiemonium Methylsulphate INN 50 mg/ Tablet	311-79-011
51	Silclog Tablet	Clopidogrel Bisulphate USP	Tablet	Clopidogrel USP 75 mg/ Tablet	311-80-026
52	Fusino-20 Tablet	Furosemide USP, Spironolactone USP	Tablet	(Furosemide USP 20 mg + Spironolactone USP 50 mg) / Tablet	311-85-42
53	Fusino-40 Tablet	Furosemide USP, Spironolactone USP	Tablet	(Furosemide USP 40 mg + Spironolactone USP 50 mg) / Tablet	311-86-42
54	SRS- Oral Saline	Sodium Chloride BP, Potassium Chloride BP, Sodium Citrate BP, Glucose Anhydrous BP	Powder	(NaCl BP 1.30gm + KCl BP 0.75gm + Sodium Citrate BP 1.45gm + Glucose Anhydrous BP 6.75gm) / Sachet	311-87-69
55	Metfossil-850 Tablet	Metformin HCl BP	Tablet	Metformin HCl BP 850 mg/ Tablet	311-89-15
56	Baclax-10 Tablet	Baclofen BP	Tablet	Baclofen BP 10 mg/ Tablet	311-90-70
57	Ambrosia Syrup	Ambroxol HCl BP	Oral Solution/ Liquid	Ambroxol HCl BP 300.00 mg/ 100ml	311-91-31
58	KTM-10 Tablet	Ketorolac Tromethamine USP	Tablet	Ketorolac Tromethamine USP 10 mg/ Tablet	311-92-64
59	ZFC Capsule	Carbonyl Iron INN, Folic Acid BP, ZnSO ₄ .H ₂ O USP	Capsule	Carbonyl Iron INN 51mg + Folic Acid BP 0.500 mg + ZnSO ₄ .H ₂ O USP 61.76 mg	311-93-78

60	Moneka-5 Tablet	Montelukast Sodium INN	Tablet	Montelukast INN 5 mg/ Tablet	311-94-44
61	Taspia Capsule	Tamsulosin Hydrochloride INN	Capsule	Tamsulosin Hydrochloride INN 0.4mg / Capsule	311-95-049
62	Fexsil 120 Tablet	Fexofenadine HCl BP	Tablet	Fexofenadine HCl BP 120 mg/ Tablet	311-97-021
63	Fexsil 180 Tablet	Fexofenadine HCl BP	Tablet	Fexofenadine HCl BP 180 mg/ Tablet	311-98-021
64	Fexsil Suspension	Fexofenadine HCl BP	Powder	Fexofenadine HCl BP 30mg /5 ml	311-99-021
65	Naxsil 500 Tablet	Naproxen Sodium USP	Tablet	Naproxen USP 500 mg/ Tablet	311-102-064
66	Naxsil E 375 Tablet	Naproxen Sodium USP, Esomeprazole Magnesium Trihydrate BP	Tablet	{Naproxen USP 375 mg + Esomeprazole BP 20 mg}/ Tablet	311-103-064
67	Naxsil E 500 Tablet	Naproxen Sodium USP, Esomeprazole Magnesium Trihydrate BP	Tablet	{Naproxen USP 500 mg + Esomeprazole BP 20 mg}/ Tablet	311-104-064
68	Slona 2 Tablet	Clonazepam BP	Tablet	Clonazepam BP 2.0 mg/ Tablet	311-107-046
69	Peplo 40 Capsule	Omeprazole BP	Capsule	Omeprazole BP 40 mg/ Capsule	311-108-067

**Non-Biological Products and Biological Products list as per approved by Directorate of Drug Administration & Licensing Authority (Drugs), Government of the People's Republic of Bangladesh.*

The Company manufactures products in the following eight major dosage forms for different products:

1. Tablet
2. Capsules
3. Liquid Syrup
4. Dry Syrup
5. Pellet
6. Powder
7. Powder Suspension
8. SRS Saline

Utilities Considerations

Power:

Silco Pharmaceuticals Limited requirement for power is met by Bangladesh Power Development Board (BPDB) and its own generators.

Water:

Silco Pharmaceuticals Limited requirement for water is met by its own deep tube well. The daily requirement of water is 75,000 liters for its factory operations, sanitation and other purposes.

GAS:

Silco Pharmaceuticals Limited gas requirement is met by Jalalabad Gas Transmission & Distribution Company limited with the capacity of 13 PSI which is sufficient to meet the requirements of the company.

Contingency Plan in case of disruption:

The Company has two diesel generators as stand by with total capacity of 250 KW each for smooth running of factory operation and one diesel generator with total capacity of 50 KW for Haed office premises.

Methodology

We have considered our historical data of our last couple of year's revenue and expenses. We have also talked with our staffs & distributors. The interviews provided us with the relevant information concerning all aspects sales and expenses. The responses to these open-ended questions have allowed us to have a greater depth of knowledge into their opinions and so we were able to address them to the best of our ability. We have also considered machinery inclusion and capacity utilization to the implementation of sales growth, and enough background information was included.

Once we have compiled and analyzed all our data and research we have looked at all the different options of implementing the living wall and then decide on the best option of the sales, current and future market and our saleable capacity in near future.

Financial Projections

The financial projections for Silco Pharmaceuticals Limited (SPL) are highlighted in the table below. These figures account for projected productions, sales and additional requirements. There are many ways to present these projections.

The assumptions for these projections are as follows:

(Each year calculation is made comparing with respective previous year)

The projected financial statement has been prepared on underlying assumption				
Assumption indicator	Assumption's Basis	Assumptions Years		
		Year 01	Year 02	Year 03
Capacity Increase	Capacity will be increased as new instruments will be introduced.	4%	4%	6%
Capacity utilization	Capacity utilization will be increased for new machinery installation and efficient use of machinery.	65%	69%	75%
Sales Revenue	Sales revenue will be increased for increasing quality, quantity and unit price.	5%	8%	10%
Operating expenses	Operating expenses will be increased due to increase of production and sales.	5%	7%	9%
Fixed Asset Addition	Fixed Asset will be increased in every year for the purpose of production increase and office administration.	173,141,196	88,415,598	20,914,758
Paid up Capital	Paid up Capital will be increased by Tk. 300,000,000 through IPO.	300,000,000	-	-
Dividend	Dividend is not considered here as the decision is not predetermined.	-	-	-

Statement of Financial Position (Projected)

Particulars	Audited	Projected		
	30-Jun-17	Year 01	Year 02	Year 03
Assets				
Non-Current Assets	1,255,558,189	1,507,558,189	1,531,826,641	1,532,426,641
Property, Plant & Equipment	1,196,491,301	1,340,668,758	1,341,368,758	1,532,426,641
Capital Work in Progress	59,066,888	166,889,431	190,457,883	-
Current Assets	734,595,336	985,668,575	1,183,026,494	1,416,006,025
Inventories	364,746,993	416,802,104	498,783,621	603,950,435
Trade Receivables	288,701,408	454,666,290	491,001,551	556,356,245
Advance, Deposits and Prepayments	63,471,931	75,212,901	152,024,717	201,064,866
Cash and Cash Equivalents	17,675,005	38,987,280	41,216,605	54,634,479
Total Assets	1,990,153,525	2,493,226,764	2,714,853,135	2,948,432,666
Shareholders' Equity and Liabilities				
Shareholders' Equity	1,635,712,653	2,060,105,861	2,196,016,031	2,337,763,720
Share Capital	643,700,000	943,700,000	943,700,000	943,700,000
Retained Earnings	992,012,653	1,116,405,861	1,252,316,031	1,394,063,720
Non-Current Liabilities	182,551,872	207,858,575	236,904,669	267,198,331
Long Term Borrowings	1,304,831	-	-	-
Deferred Tax Liability	181,247,040	207,858,575	236,904,669	267,198,331
Current Liabilities	171,889,000	225,262,329	281,932,436	343,470,615
Trade Payable	15,683,301	19,604,126	20,584,333	22,642,766
Long Term Borrowings (Current Portion)	6,021,600	-	-	-
Short Term borrowings	-	5,000,000	5,500,000	6,000,000
Creditors & Accruals	11,365,018	11,900,990	12,499,957	14,544,018
Liability for WPPF	7,917,550	17,486,258	27,940,887	38,844,555
Current Tax Liability	130,901,531	171,270,954	215,407,259	261,439,276
Total Shareholders' Equity and Liabilities	1,990,153,525	2,493,226,764	2,714,853,135	2,948,432,666

Statement of Profit or Loss and Other Comprehensive Income

Particulars	Audited	Projected		
	30-Jun-17	Year 01	Year 02	Year 03
Sales /Revenue	906,528,993	951,855,443	979,051,312	997,181,892
Less: Cost of Goods Sold	615,610,189	621,766,291	627,922,393	634,078,495
Gross Profit	290,918,804	330,089,152	351,128,920	363,103,398
Less: Operating Expenses	121,863,921	128,050,645	130,394,395	132,831,674
Profit from Operation	169,054,883	202,038,507	220,734,525	230,271,724
Less: Financial Expenses	3,353,598	500,000	550,000	600,000
Add: Non-operation Income	567,269	595,633	637,327	694,687
Profit before Contribution to WPPF	166,268,554	200,942,874	219,547,198	228,977,037
Less: Workers' Profit Participation Fund	7,917,550	9,568,708	10,454,628	10,903,668
Profit before Tax	158,351,004	191,374,165	209,092,569	218,073,368
Less: Income Tax Expenses	55,422,851	66,980,958	73,182,399	76,325,679
Current Tax	33,429,192	40,369,423	44,136,305	46,032,017
Deferred Tax	21,993,660	26,611,535	29,046,094	30,293,662
Net Profit after Tax	102,928,153	124,393,208	135,910,170	141,747,689

Cost of the Project

The cost of the expansion project is as follows:

SL.	Particulars	Amount in Taka
1	Construction of new factory building in the existing vacant area	144,655,552.00
2	Import of new Machinery	97,356,000.00
3	Purchase of Delivery Van	36,310,000.00
Total		278,321,552.00

Means of Finance

Mode of Finance	Amount in Taka
IPO Proceeds	300,000,000.00
Less: IPO Expenses	(21,678,448.00)
Net IPO Proceeds	278,321,552.00

Payback period and Break-even Sales

The Payback period of the expansion is calculated to determine the period required to recover the original investment outlay through the profits earned by the expansion. The calculated payback period of the expansion is approximate 3 years.

The Break-even sales of the expansion is calculated to cover total costs, consisting of both fixed and variable costs to the company. It is the amount of money that the sale of each unit will contribute to covering total fixed costs. The breakeven level is the number of units required to be produced and sold to generate enough contributions margin to cover fixed costs. The calculated Break-even sales of the expansion is Tk. 980,250,500.00.

Weaknesses:

6. **Slim Profit margin:** Since the Company is at early stage of production, the profit margin is slim.
7. **Innovation:** Innovative effectiveness is low due to skilled manpower.
8. **Concentrated Market:** SPL's products are not available all over the country. Currently its available only in 16 (sixteen) districts.
9. **Poor Market share:** Compared to companies that offer similar products, SPL's market share is relatively low.
10. **Lack of International Recognition:** SPL currently has no exports and as such is not prominent beyond Bangladesh's border.

Threat:

1. **Intense Competition:** There is rivalry among the competitors to get the market share as maximum as possible.
2. **Depreciation of BDT against USD increases costs of raw materials:** There is a risk of devaluation of BDT, which will increase cost of raw materials as the Company purchases raw materials from abroad as well as local market.
3. **Political Unrest:** At present, there is no unrest rather stable political condition is prevailing in Bangladesh. This condition is conducive to business.

Conclusion

The feasibility of the project has been conducted and analyzed from the viewpoint of marketing, financial, management & economic aspects and found to be worthwhile. The projected financial results and the profitability estimated based on historical data shows that the project is viable and lucrative. This projection will help the interested parties to have an idea over the Silco Pharmaceuticals Limited (SPL).

Dated, Dhaka
13 August, 2018

Sd/-
Mohammad Ata Karim & Co.
Chartered Accountants

**SECTION (XXIII): LOCK-IN**

Ordinary shares of the issuer shall be subject to lock-in, from the date of issuance of prospectus or commercial operation, whichever comes later, in the following manner:

- (1) All shares held, at the time of according consent to the publicoffer, by sponsors, directors and shareholders holding ten percent(10%) or more shares, other than alternative investment funds, for 03(three) years;
- (2) In case any existing sponsor or director of the issuer transfersany share to any person, other than existing shareholders, allshares held by those transferee shareholders, at the time ofaccording consent to the public offer, for 03 (three) years;
- (3) Twenty five percent (25%) of the shares allotted to eligibleinvestors, for 06 (six) months and other twenty five percent(25%) of the shares allotted to them, for 09 (nine) months;
- (4) All shares held by alternative investment funds, at the time ofaccording consent to the public offer, for 01 (one) year;
- (5) All shares held, at the time of according consent to the publicoffer, by any person other than the persons mentioned in subrules(1), (2) and (3) above, for 01 (one) year.

Provided that ordinary shares converted from any other type of securities shall also be subject to lock-in as mentioned above.

The following table indicates the **Lock-In** status of the shareholders of Silco Pharmaceuticals Limited

Shareholding of the sponsors, directors and Other shareholders:

Sl.	Name of Shareholders	Position	BO ID	Total Shareholding	Shareholding %	Lock-in period
1	Mrs. Naim Fatema	Director & Chairman	1203-7100-6217-9064	5,410,000	8.40%	3 years
2	Dr. Md Badrul Haque Rukan	Managing Director	1203-7100-6210-1521	12,664,130	19.67%	3 years
3	Dr. Md. Azizur Rahman	Director	1203-7100-6208-1417	3,015,870	4.69%	3 years
4	Dr. Shahana Ferdous Chowdhury	Director	1203-7100-6218-0060	3,330,000	5.17%	3 years
5	Dr. Gulshan-E-Jahan	Director	1203-7100-6208-1179	3,160,000	4.91%	3 years
6	Dr. Md. Harunur Rashid	Director	1203-7100-6209-5305	3,180,000	4.94%	3 years



Prospectus

Sl.	Name of Shareholders	Position	BO ID	Total Shareholding	Shareholding %	Lock-in period
7	Dr. Mahmudul Majid Chowdhury	Director	1204-3100-2139-6412	2,950,000	4.58%	3 years
8	Prof. Dr. Faisal Ahmed	Director	1203-7100-6218-4721	2,906,700	4.52%	3 years
9	Dr. Mohammed Afzal	Sponsor	1204-2200-6204-8411	100,000	0.16%	3 years
10	Dr. Md. Abdus Sabur	Sponsor	1202-5500-6205-7174	100,000	0.16%	3 years
11	Dr. A.Z.M Monzurul Haque Chow.	Sponsor	1204-4700-2315-1160	100,000	0.16%	3 years
12	Dr. Md. Zakaria	Sponsor	1202-5500-6160-0746	100,000	0.16%	3 years
13	Prof. Dr. M A Ahabab	Independent Director	1204-7600-3739-1893	100,000	0.16%	3 years
14	Prof. Dr. Md. Rezaul Karim	Independent Director	1202-5500-6207-2721	200,000	0.31%	3 years
15	Abu Sadat Md Sayem	Shareholder	1024-3100-2675-2419	10,000	0.02%	1 year
16	Dr. Tayef Md. Tahlil Islam	Shareholder	1203-7100-6217-8910	20,000	0.03%	1 year
17	Mr. Khairul Bashar Babul	Shareholder	1203-3500-2104-2674	100,000	0.16%	1 year
18	Mr. A.H.M Mansur	Shareholder	1203-6800-1824-2060	100,000	0.16%	1 year
19	Mrs. Rezia Khanam Hena	Shareholder	1203-3500-6182-9342	200,000	0.31%	1 year
20	Dr. Musfique Ahmed Chy	Shareholder	1201-7200-0004-1930	100,000	0.16%	1 year
21	Prof. Dr. Shamsun Nahar Begum	Shareholder	1202-5500-6205-7554	100,000	0.16%	1 year
22	Mrs. Jamila Akter Lasker	Shareholder	1203-7100-6208-2023	4,290,000	6.66%	1 year
23	Dr. Md. Mahbub Ali	Shareholder	1301-8600-5761-2916	100,000	0.16%	1 year
24	Dr. Naima Akter	Shareholder	1204-1500-2894-0421	100,000	0.16%	1 year
25	Prof. Dr. M. Enayet Ullah	Shareholder	1203-7100-6214-4961	100,000	0.16%	1 year
26	Dr. Ahsan Mohammed Hafiz	Shareholder	1203-7100-6219-7699	200,000	0.31%	1 year
27	Dr. Nashid Sabrina Hafiz	Shareholder	1203-7100-6218-4531	100,000	0.16%	1 year
28	Miss. Nujhat Sadia Hafiz	Shareholder	1203-7100-6218-4505	100,000	0.16%	1 year
29	Prof. Dr. A.K.M Hafiz	Shareholder	1203-0400-3471-1926	100,000	0.16%	1 year
30	Md. Jamiul Haque Jami	Shareholder	1203-3500-6177-8332	100,000	0.16%	1 year
31	Mrs. Jebun Nessa Khanom Chowdhury	Shareholder	1203-7100-6209-4956	100,000	0.16%	1 year
32	Mr. Aftab Uddin Chowdhury Kowsor	Shareholder	1203-7100-6210-2441	100,000	0.16%	1 year



Prospectus

Sl.	Name of Shareholders	Position	BO ID	Total Shareholding	Shareholding %	Lock-in period
33	Dr. Farzana Rahman	Shareholder	1203-7100-6219-7549	100,000	0.16%	1 year
34	Md. Hasan Atiq Chowdhury	Shareholder	1203-7100-6223-1343	100,000	0.16%	1 year
35	Dr. Md. Nurul Afsar	Shareholder	1301-8600-0078-2814	100,000	0.16%	1 year
36	Mr. Atiqur rahman	Shareholder	1203-0400-3607-1901	100,000	0.16%	1 year
37	Miss. Farzana Yasmin	Shareholder	1202-5500-6207-2521	100,000	0.16%	1 year
38	Miss. Amena Yasmin	Shareholder	1203-7100-6208-2264	3,200,000	4.97%	1 year
39	Mr. Arifur Rahman	Shareholder	1203-7100-6223-7233	200,000	0.31%	1 year
40	Mrs. Elin Reza Chowdhury	Shareholder	1202-5500-6205-7364	4,100,000	6.37%	1 year
41	Mrs. Salma Chowdhury	Shareholder	1203-7100-6217-8739	100,000	0.16%	1 year
42	Prof. Dr. Md. Ruhul Amin	Shareholder	1203-7100-6211-7880	100,000	0.16%	1 year
43	Mrs. Purnima Rani Roy	Shareholder	1202-5500-6210-2433	100,000	0.16%	1 year
44	Asst. Prof. Dr. Abdul Quddus	Shareholder	1202-5500-6211-5723	100,000	0.16%	1 year
45	Dr. Md. Mominul Farid (Titu)	Shareholder	1202-5500-6218-2656	10,000	0.02%	1 year
46	Mrs. Rina Paul	Shareholder	1202-5500-6207-2599	10,000	0.02%	1 year
47	Dr. Nandita Paul	Shareholder	1202-5500-6207-2564	10,000	0.02%	1 year
48	Dr. Md Abdul Halim	Shareholder	1202-5500-6207-2422	10,000	0.02%	1 year
49	Mrs. Nur Jahan Begum	Shareholder	1203-7100-6214-7047	100,000	0.16%	1 year
50	Dr. Faruque Uddin	Shareholder	1203-5500-2621-1045	200,000	0.31%	1 year
51	Dr. Kazi Akter Uddin	Shareholder	1203-1400-3217-6603	100,000	0.16%	1 year
52	Dr. Syed Borhan Uddin	Shareholder	1203-7100-6214-5072	2,023,300	3.14%	1 year
53	Dr. Rahat Iqbal Chowdhury	Shareholder	1203-7100-6209-9501	100,000	0.16%	1 year
54	Brig. Gen. Khademul Insan Md. Iqbal	Shareholder	1203-4900-6218-1321	100,000	0.16%	1 year
55	Dr. Md. Nazmul Haque	Shareholder	1204-5000-6204-2206	100,000	0.16%	1 year
56	Dr. Md Redwanul karim	Shareholder	1202-5500-6213-4568	100,000	0.16%	1 year
57	Mrs. Malika Farida Yasmin	Shareholder	1204-2900-4602-5773	100,000	0.16%	1 year
58	Dr. Anjan Kumar Singha	Shareholder	1203-7100-6208-1136	10,000	0.02%	1 year
59	Dr. Madhusudan Saha	Shareholder	1202-1500-2213-6421	10,000	0.02%	1 year



Prospectus

Sl.	Name of Shareholders	Position	BO ID	Total Shareholding	Shareholding %	Lock-in period
60	Mrs. Nibedita Saha	Shareholder	1202-5500-6207-2655	10,000	0.02%	1 year
61	Dr. Gulam Mawla Chowdhury	Shareholder	1202-5500-6211-5806	10,000	0.02%	1 year
62	Dr. Begum Lutfun Naher	Shareholder	1204-5000-3317-9569	110,000	0.17%	1 year
63	Dr. Samiha Rahman Chandra	Shareholder	1204-5000-6192-1928	10,000	0.02%	1 year
64	Dr. Md. Abdul Wahid	Shareholder	1203-0400-3286-4993	10,000	0.02%	1 year
65	Dr. Rukhshana Jahan	Shareholder	1203-7100-6214-4988	10,000	0.02%	1 year
66	Dr. Saima Haque Lisa	Shareholder	1203-0400-3317-9577	10,000	0.02%	1 year
67	Mrs. Joynob Begum	Shareholder	1202-5500-6207-2703	110,000	0.17%	1 year
68	Md. Ikram Rashid	Shareholder	1203-7100-6208-1187	10,000	0.02%	1 year
69	Dr. Md. Kausar Ahmed	Shareholder	1203-7500-2109-5195	10,000	0.02%	1 year
70	Dr. A.T. Reza Ahmed	Shareholder	1203-7100-6208-1409	10,000	0.02%	1 year
71	Mrs. Hosneara Begum	Shareholder	1203-7100-6217-8605	10,000	0.02%	1 year
72	Dr. Arunavo Das	Shareholder	1202-5500-6213-4592	10,000	0.02%	1 year
73	Dr. Arpita Das	Shareholder	1202-5500-6213-4584	10,000	0.02%	1 year
74	Mr. Atonu Das	Shareholder	1202-5500-6214-9153	10,000	0.02%	1 year
75	Mrs. Fahmida Islam	Shareholder	1201-8700-6205-9735	10,000	0.02%	1 year
76	Mr. Muin Uddin Md. Maruf	Shareholder	1201-8700-6205-9743	10,000	0.02%	1 year
77	Dr. Premananda Das	Shareholder	1202-5500-6210-2872	10,000	0.02%	1 year
78	Dr. Syed Muzibur Rahman	Shareholder	1202-5500-6210-2425	10,000	0.02%	1 year
79	Dr. Habibul Islam	Shareholder	1203-5500-6200-6601	10,000	0.02%	1 year
80	Md. Samiur Rahman Lasker	Shareholder	1601-8800-6188-7628	10,000	0.02%	1 year
81	Md. Tahmid Rahman Lasker	Shareholder	1601-8800-6188-7636	10,000	0.02%	1 year
82	Dr. Md. Mubin Uddin Akhanji	Shareholder	1203-7100-6214-4441	10,000	0.02%	1 year
83	Mst. Akhtarunnessa Chowdhury	Shareholder	1203-7100-6214-4747	10,000	0.02%	1 year
84	Syeda Abida Sultana	Shareholder	1204-3100-6218-4663	100,000	0.16%	1 year
85	Mrs. Habiba Khatun	Shareholder	1203-7100-6218-4671	200,000	0.31%	1 year
86	Dr. Jumana Jalil	Shareholder	1203-7100-6209-9006	100,000	0.16%	1 year



Prospectus

Sl.	Name of Shareholders	Position	BO ID	Total Shareholding	Shareholding %	Lock-in period
87	Dr. Halima Sadia Tamanna	Shareholder	1203-7100-6211-7981	10,000	0.02%	1 year
88	Dr. Sushil Kumar Sinha	Shareholder	1204-3100-3903-1694	10,000	0.02%	1 year
89	Dr. Abu Saleh Saifuddin Md. Tuha	Shareholder	1203-7100-6208-0331	10,000	0.02%	1 year
90	Dr. Md. Shafquatur Rahman	Shareholder	1204-5000-6203-4307	100,000	0.16%	1 year
91	Mr. Abu Bakkar	Shareholder	1203-4100-6146-0975	100,000	0.16%	1 year
92	Dr. Ishrat Laila	Shareholder	1203-3000-6202-0387	100,000	0.16%	1 year
93	Prof. Dr. Md. Manajir Ali	Shareholder	1201-8700-3521-5315	200,000	0.31%	1 year
94	Prof Dr. Md. Moseh Uddin Chy	Shareholder	1203-7100-6223-7359	100,000	0.16%	1 year
95	Prof. Dr. Md. Ismail Patwary	Shareholder	1202-5500-6205-7230	100,000	0.16%	1 year
96	Dr. Md. Shafiul Islam Khaled	Shareholder	1203-7100-4155-9127	100,000	0.16%	1 year
97	Mrs. Rama Das Gupta	Shareholder	1201-8700-2140-6793	100,000	0.16%	1 year
98	Dr. Manirul Islam	Shareholder	1202-5500-6210-2451	100,000	0.16%	1 year
99	Mrs. Shaheda Chowdhury	Shareholder	1202-1500-3710-5682	100,000	0.16%	1 year
100	Mrs. Nahid Zubeda Majid	Shareholder	1201-8500-2015-0623	100,000	0.16%	1 year
101	Syeda Rahima Begum	Shareholder	1203-0600-2067-9488	100,000	0.16%	1 year
102	Chowdhury Asma	Shareholder	1202-5500-6213-4576	100,000	0.16%	1 year
103	Dr. Md. Shafiul Azam	Shareholder	1203-7100-6217-8803	200,000	0.31%	1 year
104	Prof. Dr. Aminur Rahman Lasker	Shareholder	1601-8800-6188-7611	200,000	0.31%	1 year
105	Sultana Nargis	Shareholder	1202-5500-6066-4599	350,000	0.54%	1 year
106	Prof. Dr. Md. Abdus Salam	Shareholder	1204-5000-6183-9374	100,000	0.16%	1 year
107	Dr. Tanmoy Bhattacharjee	Shareholder	1203-5500-6188-7398	100,000	0.16%	1 year
108	Dr. Rasheda Chowdhury	Shareholder	1301-8600-2351-8240	100,000	0.16%	1 year
109	Dr. Mosfique Hussain Chy.	Shareholder	1203-5200-1690-0099	100,000	0.16%	1 year
110	Mrs. Afifa Begum	Shareholder	1201-8500-6209-7149	100,000	0.16%	1 year
111	Dr. Mufazzil Hussain	Shareholder	1202-5500-6207-2604	100,000	0.16%	1 year
112	Dr. Abu Muhit Chowdhury	Shareholder	1203-4500-1482-7949	100,000	0.16%	1 year
113	Dr. Dilip Kumar Roy	Shareholder	1202-5500-6205-7521	100,000	0.16%	1 year



Prospectus

Sl.	Name of Shareholders	Position	BO ID	Total Shareholding	Shareholding %	Lock-in period
114	Prof. Dr. Prodyot Kumar Bhattacharyya	Shareholder	1204-7600-3523-3155	100,000	0.16%	1 year
115	Prof. Dr.Md. Nurul Ambia Chy.	Shareholder	1203-7100-6209-5024	100,000	0.16%	1 year
116	Mrs. Farida Yeasmin	Shareholder	1605-8600-6257-4489	100,000	0.16%	1 year
117	Dr. Siddharta Paul	Shareholder	1203-6800-4864-0960	100,000	0.16%	1 year
118	Prof. Dr. Anwara Khatun	Shareholder	1204-4700-1946-3449	100,000	0.16%	1 year
119	Prof. Dr. Mashuqur Rahman Chy.	Shareholder	1301-8600-0066-2650	200,000	0.31%	1 year
120	Dr. M.A. Wahed (Jahangir)	Shareholder	1204-5000-6217-6541	100,000	0.16%	1 year
121	Mr. Asif Munaz	Shareholder	1203-7100-6029-9453	100,000	0.16%	1 year
122	Syed Fazlul Haque	Shareholder	1203-6200-4355-2616	100,000	0.16%	1 year
123	Gul Nahar Khanam	Shareholder	1201-8200-2035-5096	100,000	0.16%	1 year
124	Ahmed Farabi Chowdhury	Shareholder	1202-5500-6066-4473	1,120,000	1.74%	1 year
125	Dr. Farhat Mohal	Shareholder	1203-7500-0046-9979	10,000	0.02%	1 year
126	Dr. Md. Nasir Uddin Bhuiyan	Shareholder	1203-7100-6214-7336	10,000	0.02%	1 year
127	Mr. Nazmush Sakib Bhuiyan	Shareholder	1605-8600-6257-4687	10,000	0.02%	1 year
128	Dr. Safir Uddin Ahmed	Shareholder	1204-7600-4001-8787	10,000	0.02%	1 year
129	Dr. Md. Abul Kalam	Shareholder	1203-7100-6217-8704	10,000	0.02%	1 year
130	Mrs. Shamima Rasul	Shareholder	1202-5500-6211-5830	10,000	0.02%	1 year
131	Dr. Faiz Ahmed Chowdhury	Shareholder	1202-5500-6210-2757	10,000	0.02%	1 year
132	Dr. Md. Khalesul Hasan	Shareholder	1204-3100-6207-6843	10,000	0.02%	1 year
133	Dr. Lubaba Haque Eza	Shareholder	1203-7100-6217-9923	10,000	0.02%	1 year
134	Syeda Sha Banu Luba Ferdousi	Shareholder	1605-8600-6257-4877	10,000	0.02%	1 year
135	Dr. Md. Sanur Ali (Mamun)	Shareholder	1605-4700-5077-1884	10,000	0.02%	1 year
136	Dr. Md. Abdul Hannan	Shareholder	1202-5500-6205-7115	10,000	0.02%	1 year
137	Dr. Shameem Anwarul Haque	Shareholder	1204-5000-6221-1330	10,000	0.02%	1 year
138	Dr. Dilshad Parveen	Shareholder	1203-7500-5895-4221	10,000	0.02%	1 year
139	Mrs. Lucky Rani Sarker	Shareholder	1202-8500-6201-7555	10,000	0.02%	1 year
140	Mrs. Laila Chowdhury	Shareholder	1201-8700-6205-9727	10,000	0.02%	1 year



Prospectus

Sl.	Name of Shareholders	Position	BO ID	Total Shareholding	Shareholding %	Lock-in period
141	Dr. Sirajul Islam Khan	Shareholder	1201-8700-3500-7973	10,000	0.02%	1 year
142	Dr. Ashutosh Das	Shareholder	1203-7100-6215-3790	10,000	0.02%	1 year
143	Dr. Bidith Ranjan Dab	Shareholder	1203-1800-3520-1965	10,000	0.02%	1 year
144	Dr. Digendra Chandra Nath	Shareholder	1203-7100-6211-7920	10,000	0.02%	1 year
145	Dr. Farzana Banu	Shareholder	1202-5500-6210-2369	10,000	0.02%	1 year
146	Dr. Hamida Begum	Shareholder	1203-7100-6223-1351	10,000	0.02%	1 year
147	Dr. Jyotirmay Dutta	Shareholder	1203-5500-1550-6164	10,000	0.02%	1 year
148	Dr. Madhabi Rani Deb	Shareholder	1203-7100-6214-4821	10,000	0.02%	1 year
149	Md. Mohibur Rahman	Shareholder	1203-7100-6217-9923	10,000	0.02%	1 year
150	Dr. Md. Mojammel Hossain	Shareholder	1203-7100-6223-7557	10,000	0.02%	1 year
151	Dr. Rasendra Kumar Talukder	Shareholder	1203-7100-6219-7506	10,000	0.02%	1 year
152	Dr. Rezina Mustarin	Shareholder	1202-5500-6205-7158	10,000	0.02%	1 year
153	Dr. Sudhendu Bikash Das	Shareholder	1203-7100-6223-7514	10,000	0.02%	1 year
154	Dr. Syed Shahidul Islam	Shareholder	1204-7600-2603-1184	10,000	0.02%	1 year
155	Mrs. Rahima Jahan Mitu	Shareholder	1203-7100-6223-1378	10,000	0.02%	1 year
156	Mrs. Jahanara Begum	Shareholder	1204-5000-6207-9898	10,000	0.02%	1 year
157	Mrs. Kaniz Fatema Chowdhury	Shareholder	1602-1100-4688-0963	10,000	0.02%	1 year
158	Mrs. Kazi Nazma Akther	Shareholder	1201-8700-6206-0244	10,000	0.02%	1 year
159	Mrs. Mita Dey	Shareholder	1203-7100-6211-7899	10,000	0.02%	1 year
160	Mrs. Shahzia Parvin Sami	Shareholder	1605-8600-6257-4553	10,000	0.02%	1 year
161	Mrs. Rebeka Sultana	Shareholder	1203-7100-6215-3873	20,000	0.03%	1 year
162	Syeda Sharmin Sarwar	Shareholder	1203-1800-6212-7465	10,000	0.02%	1 year
163	Mrs. Tandra Das	Shareholder	1202-5500-6214-9062	10,000	0.02%	1 year
164	Miss. Noor-E-Jannat	Shareholder	1203-7100-6208-2114	10,000	0.02%	1 year
165	Dr. Faruque Ahmed Chy.	Shareholder	1204-2900-3287-8576	100,000	0.16%	1 year
166	Mr Nabil Rahman	Shareholder	1203-7100-6214-6995	100,000	0.16%	1 year
167	Farmers Hopes Limited	Shareholder	1202-5500-6270-4378	750,000	1.17%	1 year



Prospectus

Sl.	Name of Shareholders	Position	BO ID	Total Shareholding	Shareholding %	Lock-in period
168	Mohammad Towhidul Islam	Shareholder	1202-8300-5570-7558	250,000	0.39%	1 year
169	A. B. M. Tanvir Hossain	Shareholder	1203-0400-1340-9912	250,000	0.39%	1 year
170	Shakil Mahmud	Shareholder	1605-5500-6210-1886	500,000	0.78%	1 year
171	Horipur Feed Limited	Shareholder	1203-0400-6259-6431	750,000	1.17%	1 year
172	Habibur Rahman Sikder	Shareholder	1605-8600-6375-3462	250,000	0.39%	1 year
173	Tamanna Ahmed	Shareholder	1202-5500-6208-8708	250,000	0.39%	1 year
	Total			64,370,000	100.00%	

SECTION (XXIV): MARKETS FOR THE SECURITIES BEING OFFERED

The issuer shall apply to the following bourses for listing shares within 7 (seven) working days from the date of consent accorded by the Commission to issue the prospectus:



Dhaka Stock Exchange Limited (DSE)
9/F, Motijheel C/A, Dhaka-1000;
And



Chittagong Stock Exchange Limited (CSE)
CSE Building, 1080 Sheikh Mujib
Road, Chittagong.

Declaration about Listing of Shares with Stock Exchanges

None of the Stock Exchanges, if for any reason, grant listing within 75 days from the closure of subscription, any allotment in terms of this prospectus shall be void and the Company shall refund the subscription money within fifteen days from the date of refusal for listing by the stock exchange, or from the date of expiry of the said 75 (seventy-five) days, as the case may be.

In case of non-refund of the subscription money within the aforesaid fifteen days, the Company directors, in addition to the issuer company, shall be collectively and severally liable for refund of the subscription money, with interest at the rate of 2% (two percent) per month above the bank rate, to the subscribers concerned.

The issue manager, in addition to the issuer Company, shall ensure due compliance of the above mentioned conditions and shall submit compliance report thereon to the Commission within seven days of expiry of the aforesaid fifteen days' time period allowed for refund of the subscription money.

Trading and Settlement;

Trading and Settlement Regulation of the stock exchanges will apply in respect of trading and settlement of the shares of the Company.

THE ISSUE SHALL BE PLACED IN "N" CATEGORY

SECTION (XXV): DESCRIPTION OF SECURITIES OUTSTANDING OR BEING OFFERED

Particulars	Type of Securities Outstanding	Subscriber of the Securities being Outstanding	No of Securities	Issue Price
January 25,1995 (At the time of incorporation)	Ordinary Shares	-	120,000	10.00
Issued as on November 20, 2012 (First Allotment)	Ordinary Shares	-	4,250,000	10.00
Issued as on March 18, 2015 (Second Allotment)	Ordinary Shares	-	60,000,000	10.00
Total			643,700,000	

The Company has issued Ordinary Share to the Subscriber to the Memorandum and other than existing shareholders time to time which has been disclosed in the Section “Ownership of the Company’s Securities.”

a) Dividend, voting and preemption rights;

The Share Capital of the company is divided into Ordinary Shares, carrying equal rights to vote and receive dividend in terms of the relevant provisions of the Companies Act 1994 and the Articles of Association of the company. All Shareholders shall have the usual voting rights in person or by proxy in connection with, among others, election of Directors & Auditors and other usual agenda of General Meeting – Ordinary or Extra-ordinary. On a show of hand, every shareholder presents in person and every duly authorized representative of a shareholder present at a General Meeting shall have one vote and on a poll every shareholder present or by proxy shall have one vote for every share held by him or her.

In case of any additional issue of shares for raising further capital the existing shareholders shall be entitled to Right Issue of shares in terms of the guidelines issued by the BSEC from time to time.

b) Conversion and liquidation rights;

In terms of provisions of the Companies Act 1994, Articles of Association of the Company and other relevant rules in force, the shares of the Company are freely transferable. The Company shall not charge any fee for registering transfer of shares. No transfer shall be made to a firm, an infant or person of unsound mind.

c) Dividend policy;

- i. The profit of the Company, subject to any special right relating thereto created or authorized to be created by the Memorandum and subject to the provisions of the Articles of Association, shall be divisible among the members in proportion to the amount of capital paid-up on the shares held by them respectively.
- ii. No large dividend shall be declared than is recommended by the Directors, but the Company in its General Meeting may declare a smaller dividend. The declaration of Directors as to the amount of Net profit of the Company shall be conclusive.
- iii. No dividend shall be payable except out of the profits of the Company or any other undistributed profits. Dividend shall not carry interest as against the Company.

- iv. The Directors may from time to time pay the members such interim dividend as in their judgment the financial position of the Company may justify.
- v. A transfer of shares shall not pass the right to any dividend declared thereon before the registration of transfer.
- vi. No limitation in payment of dividend is stipulated in any debt instrument or otherwise.

d) Other rights of the securities holders;

In terms of the provisions of the Companies Act 1994, Articles of Association of the Company and other relevant rules in force, the shares of the Company are transferable. The Company shall not charge any fee, other than Government duties for registering transfer of shares. No transfer shall be made to a minor or person of unsound mind.

The Directors shall present the financial statements as required under the law & International Accounting Standard. Financial statements will be prepared in accordance with the International Accounting Standards consistently applied throughout the subsequent periods and present with the objective of providing maximum disclosure as per law and International Accounting Standard to the shareholders regarding the financial and operational position of the company. The shareholders shall have the right to receive all periodical statement and reports, audited as well as un audited, published by the company from time to time.

The shareholder holding minimum of 10% shares of paid-up capital of the company shall have the right to requisition extra ordinary General Meeting of the company as provided for the section 84 of the Companies Act 1994.

SECTION (XXVI): FINANCIAL STATEMENTS

- a) The latest financial statements prepared and audited by the Commission's panel auditors in adherence to the provisions of the Securities and Exchange Rules, 1987, the কোম্পানি আইন, ১৯৯৪, International financial Reporting and Auditing Standards as adopted in Bangladesh from time to time and any other law as applicable;

**AUDITOR'S REPORT
TO THE SHAREHOLDERS
OF
SILCO PHARMACEUTICALS LIMITED**

We have audited the accompanying financial statements of **Silco Pharmaceuticals Limited** (the company), which comprise the statement of financial position as at 30 June 2017 and the statement of profit or loss and other comprehensive income, statement of changes in equity and statement of cash flows for the year then ended and a summary of significant accounting policies and other explanatory information.

Management's Responsibility for the Financial Statements

Management is responsible for the preparation and fair presentation of these financial statements in accordance with Bangladesh Financial Reporting Standards and for such internal control as management determines is necessary to enable the preparation of financial statements that are free from material misstatement, whether due to fraud or error.

Auditor's Responsibility

Our responsibility is to express an opinion on these financial statements based on our audit. We conducted our audit in accordance with Bangladesh Standards on Auditing. Those standards require that we comply with ethical requirements and plan and perform the audit to obtain reasonable assurance whether the financial statements are free from material misstatement.

An audit involves performing procedures to obtain audit evidence about the amounts and disclosures in the financial statements. The procedures selected depend on our judgment, including the assessment of the risks of material misstatement of the financial statements, whether due to fraud or error. In making those risk assessments, we consider internal control relevant to the entity's preparation and fair presentation of the financial statements in order to design audit procedures that are appropriate in the circumstances, but not for the purpose of expressing an opinion on the effectiveness of the entity's internal control. An audit also includes evaluating the appropriateness of accounting policies used and the reasonableness of accounting estimates made by management, as well as evaluating the overall presentation of the financial statements.

We believe that the audit evidence we have obtained is sufficient and appropriate to provide a basis for our audit opinion.

Opinion

In our opinion, the financial statements give a true and fair view of the financial position of **Silco Pharmaceuticals Limited** as at June 30, 2017 and its financial performance and its cash flows for the year then ended in accordance with Bangladesh Financial Reporting Standards (BFRSs).

Report on Other Legal and Regulatory Requirements

In accordance with the Companies Act 1994 and The Securities and Exchange Rules 1987, we also report that:

- (a) we have obtained all the information and explanations, which to the best of our knowledge and belief were necessary for the purposes of our audit and made due verification thereof;
- (b) in our opinion, proper books of account as required by law have been kept by the company so far as it appeared from our examination of those books;
- (c) the statement of financial position, statement of profit or loss and other comprehensive income, statement of changes in equity and statement of cash flows dealt with the report are in agreement with the books of account; and
- (d) the expenditure incurred was for the purpose of the company's business.

Dated : 28 September 2017
Place : Dhaka

Sd/-
AHMAD & AKHTAR
Chartered Accountants

Silco Pharmaceuticals Limited
Statement of Financial Position
As at June 30, 2017

Particulars	Notes	Amount in Taka	
		30 June 2017	30 June 2016
Assets			
Non Current Assets		1,255,558,189	1,141,233,305
Property, Plant & Equipment	3.00	1,196,491,301	1,141,233,305
Capital Work in Progress	4.00	59,066,888	-
Current Assets		734,595,336	696,120,532
Inventories	5.00	364,746,993	344,555,959
Trade Receivables	6.00	288,701,408	274,453,216
Advance, Deposits and Prepayments	7.00	63,471,931	68,649,751
Cash and Cash Equivalents	8.00	17,675,005	8,461,606
Total Assets		1,990,153,525	1,837,353,837
Shareholders Equity and Liabilities			
Shareholders Equity		1,635,712,653	1,532,784,502
Share Capital	9.00	643,700,000	643,700,000
Retained Earnings	10.00	992,012,653	889,084,502
Non-Current Liabilities		182,551,872	165,242,077.33
Long Term Borrowings	11.00	1,304,831	5,988,697
Deferred Tax Liability	12.00	181,247,040	159,253,380
Current Liabilities		171,889,000	139,327,258
Trade Payable	13.00	15,683,301	12,758,760
Long Term Borrowings (Current Portion)	11.00	6,021,600	6,021,600
Creditors & Accruals	14.00	11,365,018	9,469,000
Liability for WPPF	15.00	7,917,550	13,605,558
Current Tax Liability	16.00	130,901,531	97,472,340
Total Shareholders Equity and Liabilities		1,990,153,525	1,837,353,837
Net Asset Value (NAV) per Share		25.41	23.81

The annexed notes form an integral part of these financial statements.

Sd/-	Sd/-	Sd/-	Sd/-
_____ Chief Financial Officer	_____ Managing Director	_____ Company Secretary	_____ Chairman

Signed as per our annexed report of even date.

Dated: 28 September 2017
Place: Dhaka

Sd/-
AHMAD & AKHTAR
Chartered Accountants

Silco Pharmaceuticals Limited
Statement of Profit or Loss and other Comprehensive Income
For the period ended June 30, 2017

Particulars	Notes	01/07/2016 to 30/06/2017	01/07/2015 to 30/06/2016
Sales /Revenue	17.00	906,528,993	885,501,629
Less: Cost of Goods Sold	18.00	615,610,189	571,443,750
Gross Profit		290,918,804	314,057,879
Less: Operating Expenses	19.00	121,863,921	120,517,538
Profit from Operation		169,054,883	193,540,341
Less: Financial Expenses	20.00	3,353,598	2,311,932
Add: Non-operation Income	21.00	567,269	318,964
Profit before Contribution to WPPF		166,268,554	191,547,374
Less: Workers' Profit Participation/Welfare Fund		7,917,550	9,121,304
Profit before Tax		158,351,004	182,426,070
Less: Income Tax Expenses	22.00	55,422,851	63,849,125
Current Tax		33,429,192	42,534,684
Deferred Tax		21,993,660	21,314,440
Net Profit after Tax		102,928,153	118,576,946
Earnings Per Share (EPS)	23.00	1.60	1.84

The annexed notes form an integral part of these financial statements.

<u>Sd/-</u>	<u>Sd/-</u>	<u>Sd/-</u>	<u>Sd/-</u>
Chief Financial Officer	Company Secretary	Managing Director	Chairman

Signed as per our annexed report of even date

Dated: 28 September 2017
Place: Dhaka

Sd/-
AHMAD & AKHTAR
Chartered Accountants

Silco Pharmaceuticals Limited
Statement of Changes in Equity
For the year ended June 30, 2017

Particulars	Ordinary Share Capital	Retained Earnings	Total
Balance as at July 01, 2016	643,700,000	889,084,501	1,532,784,501
Net Profit during the period	-	102,928,153	102,928,153
Balance as on June 30, 2017	643,700,000	992,012,653	1,635,712,653

Silco Pharmaceuticals Limited
Statement of Changes in Equity
For the year ended June 30, 2016

Particulars	Ordinary Share Capital	Retained Earnings	Total
Balance as at July 01, 2015	643,700,000	770,507,555	1,414,207,555
Net Profit during the period	-	118,576,946	118,576,946
Balance as on June 30, 2016	643,700,000	889,084,501	1,532,784,501

Sd/-
Chief Financial Officer

Sd/-
Company Secretary

Sd/-
Managing Director

Sd/-
Chairman

Singed as per our annexed report of even date.

Dated: 28 September 2017
Place: Dhaka

Sd/-
AHMAD & AKHTAR
Chartered Accountants

Silco Pharmaceuticals Limited
Statement of Cash Flows
For the period ended June 30, 2017

Particulars	Amount in Taka	
	01/07/2016 to 31/06/2017	01/07/2015 to 30/06/2016
A. Cash Flows from Operating Activities		
Cash received from Customers	892,280,802	827,362,379
Cash received from Non-operating income	567,269	318,964
Cash Paid to Suppliers	(520,474,655)	(497,646,865)
Cash Paid to Employees	(93,997,400)	(89,417,460)
Cash Paid to Others	(49,834,179)	(45,664,091)
Income Tax Paid	(13,134,902)	(13,755,066)
Net cash flows from operating activities	215,406,934	181,197,862
B. Cash Flows from Investing Activities		
Acquisition of Property, Plant & Equipment	(139,089,182)	(175,846,400)
Cash Payments for Capital Work-in-Progress	(59,066,888)	-
Net cash flows from investing activities	(198,156,070)	(175,846,400)
C. Cash Flows from Financing Activities		
Net Payment for Financial Expenses	(3,353,598)	(2,311,932)
Net Received/(Payment) in Short Term Loan	-	-
Net Received/(Payment) in Long Term Loan	(4,683,866)	(3,030,175)
Increase/(Decrease) In Share Money Deposit	-	-
Net Cash flows from financing activities	(8,037,464)	(5,342,106)
D. Net Increase/(Decrease) Cash and Cash Equivalents (A+B+C)	9,213,400	9,356
E. Opening Cash and Cash Equivalents	8,461,606	8,452,249
F. Closing Cash and Cash Equivalents (D+E)	17,675,005	8,461,606
Net Operating Cash Flows Per Share (NOCFPS)	24.00	3.35
		2.81

Sd/-
Chief Financial Officer

Sd/-
Company Secretary

Sd/-
Managing Director

Sd/-
Chairman

Dated: 28 September 2017
Place: Dhaka

Silco Pharmaceuticals Limited
Notes, summary of significant accounting policy and other explanatory information
for the Period ended June 30, 2017

1.00 The Company and its operations

1.01 Legal form of the Company

The Company was incorporated in Bangladesh as Public Limited Company on January 25, 1995 as Company limited by Shares under the Companies Act 1994 vide registration no. C - 27781. The principal activities of the Company are manufacturing drugs and medicines of all kinds. The Company obtained Certificate of Commencement of business at the same date of incorporation.

1.02 Address of the Registered Office

The registered office of the company is located at Nurani, Bankalapara, Subid Bazar, Sylhet-3100, Bangladesh.

1.03 Nature of Business activities

Silco Pharmaceuticals limited has engaged in manufacturing and marketing of pharmaceuticals finished product in the categories of Antibiotics, Analgesics, Anti diabetics, Narcotics, Antipyretics, Anti Inflammatory Drugs, Anti ulcerants, Multi medicines which are sold in local market.

1.04 Capital Structure of the Company

Silco Pharmaceuticals Limited is a public limited company formed by local owner. The details of the capital structure are given below:

Particulars	Taka
<u>Authorized Capital</u> 105,000,000 ordinary shares of Taka 10/= each.	1,050,000,000
<u>Issued, subscribed, called-up and paid-up capital</u> 64,370,000 ordinary shares of Tk. 10/= each fully paid-up	643,700,000

1.05 Production Unit

The production unit of the company is situated at BSCIC industrial Estate, Khadimnagar, Sylhet 3103, Bangladesh.

2.00 Summary of significant accounting policies as per rules

2.01 Basis of preparation and presentation of the financial statements

The financial statements have been prepared and disclosures of information are made in accordance with the requirements of the Companies Act 1994, the Securities and Exchange Rules 1987 (as applicable) and BAS's as well as BFRSs (as applicable) as adopted by the Institute of Chartered Accountants of Bangladesh (ICAB). The Statement of Financial Position, Statement of Profit or Loss and Other Comprehensive Income have been prepared according to BAS 1 Presentation of Financial Statements based on accrual basis of accounting following going concern assumption under Generally Accepted Accounting Principles (GAAP) and practices in Bangladesh.

2.02 Regulatory Compliances

As required by the company, the management complies with the following major legal provisions in addition to the Companies Act 1994 and other applicable laws and regulations:

The Income Tax Ordinance 1984;
The Income Tax Rules 1984;
The Value Added Tax Act 1991;
The Value Added Tax Rules 1991;
The Customs Act, 1969;
Bangladesh Labor (Amendment) Act 2013;
The Securities and Exchange Ordinance, 1969;
The Securities and Exchange Rules, 1987; and
The Securities and Exchange Commission Act, 1993

2.03 Accounting convention and assumption

The financial statements are prepared under the historical cost convention.

2.04 Principal accounting policies

The specific accounting policies have been selected and applied by the company's management for significant transactions and events that have a material effect within the Framework for the preparation and presentation of Financial Statements. Financial Statements have been prepared and presented in compliance with applicable BAS.

Previous year's figures were re-arranged for comparability, there were no significant changes in the accounting policies and valuation policies affecting the financial position and performance of the Company. However, changes made to the presentation are explained in the note for each respective item.

2.05 BAS and BFRS Adopted by the Management

The following BAS and BFRS are applicable and adopted by management for preparation of financial statements for the period ended 30 June 2017.

BASs:

BAS	1	Presentation of Financial Statements
BAS	2	Inventories
BAS	7	Statement of Cash Flows
BAS	8	Accounting policies, Changes in Accounting Estimates and Errors
BAS	10	Events after the Reporting Period
BAS	12	Income Taxes
BAS	16	Property, Plant and Equipment
BAS	18	Revenue
BAS	19	Employee Benefits
BAS	23	Borrowing Costs
BAS	24	Related Party Disclosures
BAS	33	Earnings Per Share (EPS)
BAS	36	Impairment of Assets
BAS	37	Provisions, Contingent liabilities and Contingent Assets
BAS	39	Financial Instruments: Recognition and Measurement

BFRSs:

BFRS	7	Financial Instruments: Disclosures
BFRS	8	Operating Segment

2.06 Risk and Uncertainties for use of Estimates in preparation of financial statements.

The preparation of financial statements requires management to make judgments, estimates and assumptions that affect the application of accounting policies and the reported amounts of assets, liabilities, income and expenses and disclosure requirements for contingent assets and liabilities during and at the date of financial statements. Actual results may differ from those estimates. Estimates and underlying assumptions are reviewed on an ongoing basis. Revisions of accounting estimates are recognized in the period in which the estimate is revised and in any future periods affected as required by BAS 8: Accounting Policies, Changes in Accounting Estimates and Errors.

2.07 Components of the Financial Statements

According to the Bangladesh Accounting Standard BAS 1 "Presentation of Financial Statements" the complete set of financial statements includes the following components:

- i) Statement of Financial Position as at June 30, 2017;
- ii) Statement of Profit or Loss and other Comprehensive Income for the Period ended June 30, 2017;
- iii) Statement of Changes in Equity for the Period ended June 30, 2017;
- iv) Statement of Cash Flows for the Period ended June 30, 2017; and
- v) Notes, summary of significant accounting policy and other explanatory information for the Period ended June 30, 2017.

2.08 Property, Plant and Equipment

Tangible fixed assets are accounted for according to BAS 16 (Property, Plant and Equipment) at Historical cost less accumulated depreciation and the Capital work-in-progress is stated at cost. Both tangible and intangible assets are depreciated/ amortized according to the Reducing Balance method.

The gain or loss arising on the disposal or retirement of an asset is determined as the difference between the sales proceeds and the carrying amount of the asset and is recognized as non operating income and reflected in the statement of profit or loss and other comprehensive income.

2.09 Depreciation of Property, Plant and Equipment

Depreciation is provided on reducing balance method (except Land & Land Development) on the cost at which the asset is carried in the books of account.

Depreciation has been charged on additions of fixed assets on the date of available for utilization. The depreciation /amortization rate(s) are as follows:

<u>Category of fixed assets</u>	<u>June 30, 2017</u>		<u>June 30, 2016</u>
	<u>Rate %</u>	<u>Rate %</u>	
Land and Land Development	-	-	-
Building	2.50		2.50
Plant & Machinery	10		10
Electrical Equipment	10		10
Electrical Installation	10		10
Furniture & Fixture	10		10
Office Equipment	10		10
Computer	20		20
Transformer	10		10
Vehicles	10		10
Air Condition Installation	20		20
Fire Extinguisher	20		20

2.10 Valuation of stocks

Inventories are stated at the lower of cost or net realizable value in compliance with the requirements of Para 21 and 25 of BAS 2.

Category of Stocks	Basis of Valuation
Raw & packing materials including Work in Process	Moving average (Weighted) Cost
Finished Goods at Factory	At lower of cost or net estimated Realizable value
At warehouses	At cost
Stores Items	At cost
Materials in-transit	Book value i.e. cost so far incurred

Cost comprises the value of materials and all other distributable direct labor, depreciation & Production overheads.

2.11 Bills Receivable

Bills Receivable is carried at net sales value by making no provision for doubtful debts, based on the risk from time to time. But in case of any debts made with any dissolved business house, the amount is fixed and charged with profit and loss account.

2.12 Cash and cash equivalents

Cash and cash equivalents include cash in hand, cash at banks, term deposits, etc which are available for use by the company without any restrictions. There is an insignificant risk of change in value of the same.

2.13 Creditors and accrued expenses

2.13.1 Trade payables

Liabilities are recorded at the amount payable for settlement in respect of goods and services received by the company.

2.13.2 Provision

The preparation of financial statements in conformity with Bangladesh Accounting Standard (BAS) 37 Provisions, Contingent Liabilities and Contingent Assets requires management to make estimates and Assumption that affect the reported amounts of revenues and expenses, assets and liabilities, and the Disclosure requirements for contingent assets and liabilities during and at the date of the financial statements.

In accordance with the guidelines as prescribed by BAS 37 provisions were recognized in the following situations:

- When the Company has a present obligation as a result of past event;
- When it is probable that an outflow of resources embodying economic benefits will be required to settle the obligation; and
- Reliable estimates can be made of the amount of the obligation.

We have shown the provisions of the Financial Position at an appropriate level with regard to an adequate provision for risks and uncertainties. An amount recorded as a provision represents the best estimate of the probable expenditure required to fulfill the current obligation on the date of statement of financial position.

2.14 Employee benefits

The company maintains both defined contribution plan and defined benefit plan for its eligible permanent employees. The eligibility is determined according to the terms and conditions set forth in the respective deeds.

The company has accounted for and disclosed employee benefits in compliance with the provisions of BAS 19: Employee Benefits.

The cost of employee benefits is charged as revenue expenditure in the period to which the contributions relate.

The company's employee benefits include the following:

(a) Short-term employee benefits

Short-term employee benefits include salaries, bonuses, house rent, medical fees etc. Obligations for such benefits are measured on an undiscounted basis and are expensed as the related service is provided.

(b) Contribution to Workers' Profit Participation/ Welfare Funds

This represents 5% of net profit before tax contributed by the company as per provisions of the Bangladesh Labor (Amendment) Act 2013; and is payable to workers as defined in the said law.

2.15 Taxation

2.15.1 Current Tax

Current tax is the expected tax payable on the taxable income for the financial year, using tax rates enacted or subsequently enacted after the reporting date and any adjustment to tax payable in respect of previous years. Provision for taxation is calculated on the basis of applicable current tax rate and incompliance with Finance Act. 2016.

2.15.2 Deferred Tax

The company has decided to adopt policy of recognition of deferred tax in accordance with the Bangladesh Accounting Standard (BAS-12), deferred tax is provided using the liability method for temporary difference between the carrying value of fixed assets as per accounts and the corresponding income tax written down value. Deferred tax is calculated at the effective income tax rate prevailing at the statement of financial position date.

2.16 Contingent liabilities and assets

Contingent liabilities and assets are current or possible obligations or assets, arising from past events and whose existence is due to the occurrence or non-occurrence of one or more uncertain future events which are not within the control of the company. In accordance with BAS 37 Provisions, Contingent Liabilities and Contingent Assets are disclosed in the notes to the financial statements.

2.17 Revenue recognition

In compliance with the requirements of BAS 18 Revenue, revenue is recognized only when;

- a) Sales are invoiced and delivery to the customers;
- b) The significant risk and reward transferred to the buyer;
- c) The amount of revenue can be measured reliably; and
- d) Interest income is accrued on a time basis by reference to the principal outstanding at the effective interest rate applicable.

2.18 Borrowing costs

In compliance with the requirements of BAS 23 Borrowing Costs, borrowing costs of operational. Period on short term loan and overdraft facilities from Bank was charged off as revenue expenditure as they incurred.

2.19 Repairs, upkeep and maintenance charges

These are usually charged out as revenue expenditure in the period in which it is incurred.

2.20 Related parties disclosure

The company carried out a number of transactions with related parties in the normal course of business and on arms' length basis. The information as required by BAS 24: Related Party Disclosures has been disclosed in a separate note (note no: 25) to the accounts.

2.21 Earnings per Share (EPS)

This has been calculated in compliance with the requirements of "BAS 33: Earning Per Shares" by dividing the basic earnings by the weighted average number of ordinary Shares outstanding during the period.

Basic Earnings

This represents earnings for the period attributable to the ordinary shareholders. As there no preference dividend, minority interest or extra ordinary items, the net profit for the year has been considered as fully attributable to ordinary shareholders. Basic earnings per has been calculated by dividing the net profit or loss by the number of ordinary share outstanding during the year.

2.22 Impairment of Assets

In accordance with the provision of BAS 36 Impairment of Assets, the carrying amount of non-financial assets other than inventories of the company involved in the manufacturing of the products. If any such indication exists, then the asset's recoverable amount is estimated and impairment losses are recognized in the statement of comprehensive income. No such indication of impairment has been observed till the end of the year.

2.23 Date of Authorization

The Board of Directors of **Silco Pharmaceuticals Limited** approved this Financial Statements on 28 September 2017.

2.24 Segment Reporting

No segmental reporting is applicable for the company as required by "BFRS-8: 'Operating Segments' as the company operates in a single industry segment and within as geographical segment.

2.25 Statement of Cash flows

Statement of Cash Flows is prepared principally in accordance with BAS: 7 'Statement of Cash Flows' and the cash flows from operating activities have been presented under direct method and considering the provisions that 'Enterprises are encouraged to Cash Flows from Operating Activities using the Direct Method'.

2.26 Reporting period:

The financial period of the Company covers 1 year from 1st July 2016 to 30 June 2017.

2.27 Events after Statement of Financial Position Date

In compliance with the requirements of "BAS-10: Eventsafter the reporting period" that provide additional information about the company's position at the date of the financial position are

reflected in the financial statements and events after the reporting period that are not adjusting events are disclosed in the notes when materials.

2.28 Financial Risk Management Policies

The company is exposed to normal business risks from changes in market interest rates and currency exchange rates and from non-performance of contractual obligations by counterparties. The company does not hold or issue derivative financial instruments for speculative or trading purposes.

Interest Rate Risk

The company has no significant risk of fluctuations in interest rates.

Credit Risk

Credit risk is the potential financial loss resulting from the failure of a customer or counterparty to settle its financial and contractual obligations to the company as and when they fall due.

Management has a credit policy in place and the exposure to credit risk is monitored on an ongoing basis. Credit evaluations are performed on all customers requiring credit over a certain amount. At the reporting date there were no significant concentrations of credit risk. The maximum exposure to credit risk is represented by the carrying amount of each financial asset in the statement of financial position. However, due to the large number of parties comprising the group's customer base, Management does not anticipate material losses from its debt collection.

Liquidity Risk

The company monitors its liquidity risk and maintains a level of cash and cash equivalents deemed adequate by management to finance the company operations and to mitigate the effects of fluctuations in cash flows.

Fair Values

The fair value is the amount for which an asset could be exchanged, or a liability settled, between knowledgeable, willing parties in an arm's length transaction.

The fair value of trade and other short-term receivables are taken to approximate their carrying value. The fair value of financial assets and liabilities approximate their carrying value.

	Amount in Taka	
	30 June 2017	30 June 2016
3.00 Property, Plant and Equipment		
Opening Balance	1,587,801,176	1,457,876,365
Add: Addition during the period	139,089,182	129,924,811
Total Cost (a)	1,726,890,358	1,587,801,176
Opening Balance	446,567,871	407,662,698
Add: Depreciation Charged for the period	83,831,186	38,905,173
Total Accumulated Depreciation (b)	530,399,057	446,567,871
Written Down Value as at 30 June, 2017 (a-b)	1,196,491,301	1,141,233,305
The details of above has been shown in Annexure- 'A'		
4.00 Capital Work in Progress		
Construction of Building		
Opening Balance	-	-
Add: Addition during the year	59,066,888	-
	59,066,888	-
Less: Transfer to fixed assets of Building	-	-
	59,066,888	-
5.00 Inventories		
Raw Materials (Note-18.01)	125,687,692	124,590,157
Packaging Materials (Note-18.01)	13,982,278	15,254,852
Work in Process (Note-18.00)	18,267,899	15,976,506
Finished Goods (Note-18.00)	203,673,169	185,802,756
Store Items (Note-18.03.01)	3,135,954	2,931,688
	364,746,993	344,555,959
6.00 Trade Receivable		
Trade Receivable	288,701,408	274,453,216
	288,701,408	274,453,216
Ageing of Accounts Receivable		
More than six months	288,701,408	274,453,216
Less than six months	288,701,408	274,453,216

The classification of receivables as required by the schedule XI of the Companies Act, 1994 are given below:

Receivable considered good in respect of which the company is fully secured.	-	-
Receivable considered good in respect of which the company holds no security other than the debtor personal security.	288,701,408	274,453,216
Receivables considered doubtful bad.	-	-
Receivable to Directors.	-	-
Receivables due by common management.	-	-
The maximum amount of receivable due by any director or other officer of the company.	-	-

AHMAD & AKHTAR
Chartered Accountants

7.00	Advance, Deposit & Prepayments		
	Advances (Note-7.01)	61,684,563	66,862,383
	Deposits (Note-7.02)	1,576,827	1,576,827
	Prepayments (Note-7.03)	210,541	210,541
		63,471,931	68,649,751
7.01	Advances		
	Advance to Employee	7,976,118	6,717,412
	Advance to Supplier	9,921,812	9,214,541
	Advance Income Tax (Note-7.01.1)	33,162,498	20,027,596
	L/C Margin	9,715,177	9,268,971
	VAT Current A/C.	329,022	21,292,231
	Others	579,935	341,631
		61,684,563	66,862,383
07.01.1	Advance Income Tax		
	Opening Balance	20,027,596	13,685,520
	AIT Paid during the year	13,134,902	6,342,076
		33,162,498	20,027,596
7.02	Security Deposit		
	Electricity (Power Development Board)	317,400	317,400
	Gas (Jalalabad Gas Distribution Company Ltd.)	1,259,427	1,259,427
		1,576,827	1,576,827
7.03	Prepayments		
	Office Rent	210,541	210,541
		210,541	210,541
8.00	Cash and Cash Equivalent		
	Cash in hand	2,087,542	2,468,120
	Cash at Bank (Note- 8.01)	15,587,463	5,993,486
		17,675,005	8,461,606
8.01	Cash at Bank		
	Pubali Bank Ltd, A/C No: C/D-2836901017223	383,423	1,239,981
	AB Bank A/C No: C/D 4111-043420-000	10,140,415	4,218
	DBBL A/C No: C/D 201.110.6703	79,862	662,240
	Pubali Bank Ltd, A/C No: 3486901021357	901,559	446,806
	Prime Bank A/C No: C/D 11531080025295	174,296	402,201
	Prime Bank A/C No: C/D 11511060020426	2,885,466	2,384,188
	Standard Bank, A/C No: C/D-11033004387	1,022,442	853,852
		15,587,463	5,993,486

Amount in Taka	
30 June 2017	30 June 2016

9.00 Share Capital

9.01 Authorized Share Capital

105,000,000 ordinary shares of Tk. 10/= each.	1,050,000,000	1,050,000,000
---	---------------	---------------

9.02 Issued, Subscribed, Called-up and Paid-up Share Capital

64,370,000 ordinary shares of Tk. 10/= each fully paid-up	643,700,000	643,700,000
---	--------------------	--------------------

Name	No. of Shares	Percentages %	Amount
Mrs. Naim Fatema	5,410,000	8.40%	54,100,000
Dr. Md. Badrul Haque Rukan	12,664,130	19.67%	126,641,300
Dr. Md. Azizur Rahman	3,015,870	4.69%	30,158,700
Dr. Shahana Ferdous Chowdhury	3,330,000	5.17%	33,300,000
Dr. Gulshan-E-Jahan	3,160,000	4.91%	31,600,000
Dr. Md. Harunur Rashid	3,180,000	4.94%	31,800,000
Dr. Mahmudul Majid Chowdhury	2,950,000	4.58%	29,500,000
Prof. Dr. Faisal Ahmed	2,906,700	4.52%	29,067,000
Dr. Mohammed Afzal	100,000	0.16%	1,000,000
Md. Abdus Sabur	100,000	0.16%	1,000,000
Dr. A.Z.M Monzurul Haque Chow.	100,000	0.16%	1,000,000
Dr. Md. Zakaria	100,000	0.16%	1,000,000
Prof. Dr. M A Ahabab	100,000	0.16%	1,000,000
Prof. Dr. Md. Rezaul Karim	200,000	0.31%	2,000,000
Abu Sadat Md. Sayem	10,000	0.02%	100,000
Dr. Tayef Md. Tahlil Islam	20,000	0.03%	200,000
Mr. Khairul Bashar Babul	100,000	0.16%	1,000,000
Mr. A.H.M Mansur	100,000	0.16%	1,000,000
Mrs. Rezia Khanam Hena	200,000	0.31%	2,000,000
Dr. Musfique Ahmed Chy	100,000	0.16%	1,000,000
Prof. Dr. Shamsun Nahar Begum	100,000	0.16%	1,000,000
Mrs. Jamila Akter Lasker	4,290,000	6.66%	42,900,000
Dr. Md. Mahbub Ali	100,000	0.16%	1,000,000
Dr. Naima Akter	100,000	0.16%	1,000,000
Prof. Dr. M. Enayet Ullah	100,000	0.16%	1,000,000
Dr. Ahsan Mohammed Hafiz	200,000	0.31%	2,000,000
Dr. Nashid Sabrina Hafiz	100,000	0.16%	1,000,000
Miss. Nujhat Sadia Hafiz	100,000	0.16%	1,000,000
Prof. Dr. A.K.M Hafiz	100,000	0.16%	1,000,000
Md. Jamiul Haque Jami	100,000	0.16%	1,000,000
Mrs. Jebun Nessa Khanom Chowdhury	100,000	0.16%	1,000,000
Mr. Aftab Uddin Chowdhury Kowsor	100,000	0.16%	1,000,000
Dr. Farzana Rahman	100,000	0.16%	1,000,000
Md. Hasan Atiq Chowdhury	100,000	0.16%	1,000,000
Dr. Md. Nurul Afsar	100,000	0.16%	1,000,000
Mr. Atiqur Rahman	100,000	0.16%	1,000,000
Miss. Farzana Yasmin	100,000	0.16%	1,000,000
Miss. Amena Yasmin	4,300,000	6.68%	43,000,000
Mr. Arifur Rahman	200,000	0.31%	2,000,000

Name	No. of Shares	Percentages %	Amount
Mrs. Elin Reza Chowdhury	4,100,000	6.37%	41,000,000
Mrs. Salma Chowdhury	100,000	0.16%	1,000,000
Prof. Dr. Md. Ruhul Amin	100,000	0.16%	1,000,000
Mrs. Purnima Rani Roy	100,000	0.16%	1,000,000
Asst. Prof. Dr. Abdul Quddus	100,000	0.16%	1,000,000
Dr. Md. Mominul Farid (Titu)	10,000	0.02%	100,000
Mrs. Rina Paul	10,000	0.02%	100,000
Dr. Nandita Paul	10,000	0.02%	100,000
Dr. Md Abdul Halim	10,000	0.02%	100,000
Mrs. NurJahan Begum	100,000	0.16%	1,000,000
Dr. Faruque Uddin	200,000	0.31%	2,000,000
Dr. Kazi Akter Uddin	100,000	0.16%	1,000,000
Dr. Syed Borhan Uddin	2,023,300	3.15%	20,233,000
Dr. Rahat Iqbal Chowdhury	100,000	0.16%	1,000,000
Brig. Gen. KhademulInsan Md. Iqbal	100,000	0.16%	1,000,000
Dr. Md. Nazmul Haque	100,000	0.16%	1,000,000
Dr. Md. Redwanul karim	100,000	0.16%	1,000,000
Mrs. Malika Farida Yasmin	100,000	0.16%	1,000,000
Dr. Anjan Kumar Singha	10,000	0.02%	100,000
Dr. Madhusudan Saha	10,000	0.02%	100,000
Mrs. Nibedita Saha	10,000	0.02%	100,000
Dr. Gulam Mawla Chowdhury	10,000	0.02%	100,000
Dr. Begum Lutfun Naher	110,000	0.17%	1,100,000
Dr. Samiha Rahman Chandra	10,000	0.02%	100,000
Dr. Md. Abdul Wahid	10,000	0.02%	100,000
Dr. Rukhshana Jahan	10,000	0.02%	100,000
Dr. Saima Haque Lisa	10,000	0.02%	100,000
Mrs. Joynob Begum	110,000	0.17%	1,100,000
Md. Ikram Rashid	10,000	0.02%	100,000
Dr. Md. Kausar Ahmed	10,000	0.02%	100,000
Dr. A.T. Reza Ahmed	10,000	0.02%	100,000
Mrs. Hosneara Begum	10,000	0.02%	100,000
Dr. Arunavo Das	10,000	0.02%	100,000
Dr. Arpita Das	10,000	0.02%	100,000
Mr. Atonu Das	10,000	0.02%	100,000
Mrs. Fahmida Islam	10,000	0.02%	100,000
Mr. Muin Uddin Md. Maruf	10,000	0.02%	100,000
Dr. Premananda Das	10,000	0.02%	100,000
Dr. Syed Muzibur Rahman	10,000	0.02%	100,000
Dr. Habibul Islam	10,000	0.02%	100,000
Md. Samiur Rahman Lasker	10,000	0.02%	100,000
Md. Tahmid Rahman Lasker	10,000	0.02%	100,000
Dr. Md. Mubin Uddin Akhanji	10,000	0.02%	100,000
Mst. Akhtarunnessa Chowdhury	10,000	0.02%	100,000
Syeda Abida Sultana	100,000	0.16%	1,000,000
Mrs. Habiba Khatun	200,000	0.31%	2,000,000
Dr. Jumana Jalil	100,000	0.16%	1,000,000

Name	No. of Shares	Percentages %	Amount
Dr. Halima Sadia Tamanna	10,000	0.02%	100,000
Dr. Sushil Kumar Sinha	10,000	0.02%	100,000
Dr. Abu Saleh Saifuddin Md. Tuha	10,000	0.02%	100,000
Dr. Md. Shafquatur Rahman	100,000	0.16%	1,000,000
Mr. Abu Bakkar	100,000	0.16%	1,000,000
Dr. Ishrat Laila	100,000	0.16%	1,000,000
Prof. Dr. Md. Manajjir Ali	200,000	0.31%	2,000,000
Prof. Dr. Md. Moseh Uddin Chy	100,000	0.16%	1,000,000
Prof. Dr. Md. Ismail Patwary	100,000	0.16%	1,000,000
Dr. Md. Shafiqul Islam Khaled	100,000	0.16%	1,000,000
Mrs. Rama Das Gupta	100,000	0.16%	1,000,000
Dr. Manirul Islam	100,000	0.16%	1,000,000
Mrs. Shaheda Chowdhury	100,000	0.16%	1,000,000
Mrs. Nahid Zubeda Majid	100,000	0.16%	1,000,000
Syeda Rahima Begum	100,000	0.16%	1,000,000
Chowdhury Asma	100,000	0.16%	1,000,000
Dr. Md. ShafiqulAzam	200,000	0.31%	2,000,000
Prof. Dr. Aminur Rahman Lasker	200,000	0.31%	2,000,000
Sultana Nargis	350,000	0.54%	3,500,000
Prof. Dr. Md. Abdus Salam	100,000	0.16%	1,000,000
Dr. Tanmoy Bhattacharjee	100,000	0.16%	1,000,000
Dr. Rasheda Chowdhury	100,000	0.16%	1,000,000
Dr. Mosfique Hussain Chy.	100,000	0.16%	1,000,000
Mrs. Afifa Begum	100,000	0.16%	1,000,000
Dr. Mufazzil Hussain	100,000	0.16%	1,000,000
Dr. Abu Muhit Chowdhury	100,000	0.16%	1,000,000
Dr. Dilip Kumar Roy	100,000	0.16%	1,000,000
Prof. Dr. Prodyot Kumar Bhattacharyya	100,000	0.16%	1,000,000
Prof. Dr. Md. Nurul Ambia Chy.	100,000	0.16%	1,000,000
Mrs. Farida Yeasmin	100,000	0.16%	1,000,000
Dr. Siddharta Paul	100,000	0.16%	1,000,000
Prof. Dr. Anwara Khatun	100,000	0.16%	1,000,000
Prof. Dr. MASHUQR Rahman Chy.	200,000	0.31%	2,000,000
Dr. M.A. Wahed (Jahangir)	100,000	0.16%	1,000,000
Mr. Asif Munaz	100,000	0.16%	1,000,000
Syed Fazlul Haque	100,000	0.16%	1,000,000
Gul Nahar Khanam	100,000	0.16%	1,000,000
Ahmed Farabi Chowdhury	20,000	0.03%	200,000
Dr. Farhat Mohal	10,000	0.02%	100,000
Dr. Md. Nasir Uddin Bhuiyan	10,000	0.02%	100,000
Mr. Nazmush Sakib Bhuiyan	10,000	0.02%	100,000
Dr. Safir Uddin Ahmed	10,000	0.02%	100,000
Dr. Md. AbulKalam	10,000	0.02%	100,000
Mrs. Shamima Rasul	10,000	0.02%	100,000
Dr. Faiz Ahmed Chowdhury	10,000	0.02%	100,000
Dr. Md. Khalesul Hasan	10,000	0.02%	100,000
Dr. Lubaba Haque Eza	10,000	0.02%	100,000

Name	No. of Shares	Percentages %	Amount
Syeda Sha Banu Luba Ferdousi	10,000	0.02%	100,000
Dr. Md. Sanur Ali (Mamun)	10,000	0.02%	100,000
Dr. Md. Abdul Hannan	10,000	0.02%	100,000
Dr. Shameem Anwarul Haque	10,000	0.02%	100,000
Dr. Dilshad Parveen	10,000	0.02%	100,000
Mrs. Lucky Rani Sarker	10,000	0.02%	100,000
Mrs. Laila Chowdhury	10,000	0.02%	100,000
Dr. Sirajul Islam Khan	10,000	0.02%	100,000
Dr. Ashutosh Das	10,000	0.02%	100,000
Dr. Bidith Ranjan Dab	10,000	0.02%	100,000
Dr. Digendra Chandra Nath	10,000	0.02%	100,000
Dr. Farzana Banu	10,000	0.02%	100,000
Dr. Hamida Begum	10,000	0.02%	100,000
Dr. Jyotirmay Dutta	10,000	0.02%	100,000
Dr. Madhabi Rani Deb	10,000	0.02%	100,000
Md. Mohibur Rahman	10,000	0.02%	100,000
Dr. Md. Mojammel Hossain	10,000	0.02%	100,000
Dr. Rasendra Kumar Talukder	10,000	0.02%	100,000
Dr. Rezina Mustarin	10,000	0.02%	100,000
Dr. Sudhendu Bikash Das	10,000	0.02%	100,000
Dr. Syed Shahidul Islam	10,000	0.02%	100,000
Mrs. Rahima Jahan Mitu	10,000	0.02%	100,000
Mrs. Jahanara Begum	10,000	0.02%	100,000
Mrs. Kaniz Fatema Chowdhury	10,000	0.02%	100,000
Mrs. Kazi Nazma Akther	10,000	0.02%	100,000
Mrs. Mita Dey	10,000	0.02%	100,000
Mrs. Shahzia Parvin Sami	10,000	0.02%	100,000
Mrs. Rebeka Sultana	20,000	0.03%	200,000
Syeda Sharmin Sarwar	10,000	0.02%	100,000
Mrs. Tandra Das	10,000	0.02%	100,000
Miss. Noor-E-Jannat	10,000	0.02%	100,000
Dr. Faruque Ahmed Chy.	100,000	0.16%	1,000,000
Mr Nabil Rahman	100,000	0.16%	1,000,000
Farmers Hopes Limited	750,000	1.17%	7,500,000
Mohammad Towhidul Islam	250,000	0.39%	2,500,000
A. B. M. Tanvir Hossain	250,000	0.39%	2,500,000
Shakil Mahmud	500,000	0.78%	5,000,000
Horipur Feed Limited	750,000	1.17%	7,500,000
Habibur Rahman Sikder	250,000	0.39%	2,500,000
Tamanna Ahmed	250,000	0.39%	2,500,000
Total	64,370,000	100.00%	643,700,000

10.00 Retained Earnings

Opening balance	889,084,502	829,286,660
Add: Profit during the year	102,928,153	59,797,841
Closing Balance	992,012,654	889,084,502

	Amount in Taka	
	30 June 2017	30 June 2016
11.00 Long Term Borrowings		
Prime Bank Ltd. (Loan A/c. No-11511060020426)	7,326,431	12,010,297
Less: Current Portion	6,021,600	6,021,600
	1,304,831	5,988,697

Bank	Sanction Amount	Particulars
Prime Bank Ltd.	375.00 Lac	Purpose: Factory Building & Purchase of Import Machinery Sanction date: 29.04.2014 Interest Rate: 11% per annum Security: Mortgage of Factory, Land & Building Tenure: Validity 5 years from the date of sanction

12.00 Deferred Tax Liabilities		
W.D.V as Accounting base	1,196,491,301	1,141,233,305
W.D.V as per Tax base	678,642,614	686,223,646
Temporary Difference	517,848,686	455,009,658
Applicable Tax Rate	35.00%	35.00%
Deferred Tax Closing Balance	181,247,040	159,253,380

13.00 Trade Payable		
Bills Payable	15,683,301	12,758,760
	15,683,301	12,758,760

14.00 Creditors & Accruals		
Electricity, Gas & Water Bills	719,231	683,642
Salary & Wages	6,640,194	6,490,993
Director Remuneration	45,000	45,000
Sundry Creditors (Note-14.01)	3,773,094	2,124,365
Audit Fees	187,500	125,000
	11,365,018	9,469,000

14.01 Sundry Creditors		
M/S. Fatema Engineering.	280,117	148,706
M/S. Tithi International	251,847	169,949
Prime International	334,578	191,193
Gentry Corporation Limited	393,365	208,188
Global Capsules Ltd.	178,882	104,094
Padma Cap Mfg. Co. Ltd.	341,379	195,866
The Bengal Glass Works Ltd.	154,138	84,975
Saif Plastic & Polymer Industries Ltd.	120,113	63,731
Impress International	174,989	95,596
The Pirojpur Printing & Packaging	337,805	189,068
A.G. Printing & Packaging	167,516	93,472
Vernal Printing & Packaging	207,520	116,840
Brothers Printers & Packagers	313,754	176,322
Eskayef Bangladesh Ltd.	239,969	135,110
Dymon Science Park	101,855	55,658
Paradise Scientific Company	175,266	95,596
	3,773,094	2,124,365

	Amount in Taka	
	30 June 2017	30 June 2016
15.00 Liability for WPPF		
Opening Balance	13,605,558	9,005,725
Add: Addition during the year	7,917,550	4,599,834
	21,523,109	13,605,558
Less: Paid during the year	13,605,558	-
	7,917,550	13,605,558
16.00 Current Tax Liability		
Opening Balance	97,472,340	74,892,576
Add: Charge for the year (Note-22.01)	33,429,192	22,579,763
	130,901,531	97,472,340
17.00 Sales Revenue		
Sales of finished goods	906,528,993	885,501,629
	906,528,993	885,501,629
18.00 Cost of Sales		
Raw materials (Note-18.01)	329,156,054	293,970,110
Packaging materials consumed (Note-18.02)	135,555,157	110,267,062
Total materials consumption	464,711,211	404,237,172
Add: Work in process-Opening	15,976,506	20,743,246
Less: Work in process-Closing	18,267,899	15,976,506
Total consumption	462,419,818	409,003,912
Add: Factory Overhead (Note-18.03)	177,788,667	170,106,184
Cost of production	640,208,485	579,110,096
Add: Finished goods-Opening	185,802,756	184,797,032
Production available for Sales	826,011,241	763,907,128
Less: Finished goods-Closing	203,673,169	185,802,756
Less: Sample Expenses	6,727,883	6,660,623
Cost of Goods Sold	615,610,189	571,443,750
18.01 Raw materials consumed		
Opening Stock	124,590,157	111,257,002
Add: Purchase during the period	330,253,589	307,303,265
Raw materials available for production	454,843,746	418,560,267
Less: Closing Stock	125,687,692	124,590,157
	329,156,054	293,970,110
18.02 Packaging Materials Consumed		
Opening Stock	15,254,852	17,318,409
Add: Purchase during the period	134,282,583	108,203,505
Consumable Item available for packing.	149,537,435	125,521,914
Less: Closing Stock	13,982,278	15,254,852
	135,555,157	110,267,062

	Amount in Taka	
	30 June 2017	30 June 2016
18.03 Factory Overhead		
Salary, Wages & allowance	26,467,897	26,309,044
Festival Bonus	3,012,400	2,993,186
Medical Expenses	1,152,628	1,108,313
Food & Tiffin	3,675,057	3,521,755
Labor Charge	4,774,875	4,583,343
Research & Development	3,906,441	3,740,675
Carrying Charge	9,358,404	9,102,926
Fuel & Oil	14,136,087	13,599,727
Postage, Telephone & Fax	874,013	840,278
Printing and Stationary	5,665,403	5,565,547
Rent	9,100,385	8,772,641
Repairs & Maintenance	4,328,767	4,943,270
Electricity, Gas & Water Bills	7,054,391	6,799,298
Store items (18.03.01)	4,820,496	4,679,835
Other Overhead	660,109	639,054
Depreciation (Annex-A)	78,801,315	72,907,293
	177,788,667	170,106,184
18.03.1 Store Items		
Opening Balance	2,931,688	4,044,268
Add: Purchase during the period	5,024,762	3,567,255
	7,956,450	7,611,524
Less: Consumption during the period	4,820,496	4,679,835
Closing Balance	3,135,954	2,931,688
19.00 Operating Expenses		
Administrative Expenses (Note-19.01)	21,201,068	21,058,835
Selling & Distribution Expenses (Note-19.02)	100,662,853	99,458,703
	121,863,921	120,517,538
19.01 Administrative Expenses		
Salary & allowance	14,059,554	13,910,073
Director Remuneration (MD)	540,000	540,000
Postage, Telephone & Fax	200,773	196,699
Traveling & Conveyance Expenses	829,485	898,639
Repair & Maintenance	453,406	491,495
Electricity, Fuel & Water	572,891	566,911
Printing and Stationery	770,132	834,885
Rent	1,025,482	964,883
Subscription & Donation	320,501	346,210
Entertainment	283,275	278,730
Training Expense	139,209	149,665
Audit Fees	260,000	255,000
Miscellaneous Expenses	53,634	57,526
Newspaper & Periodical	16,103	16,899
Depreciation (Annex-A)	1,676,624	1,551,219
	21,201,068	21,058,835

	Amount in Taka	
	30 June 2017	30 June 2016
19.02 Selling & Distribution Expenses		
Salary & allowance	39,154,872	38,766,066
Transportation and Handling expenses	10,464,079	10,320,368
Repair and Maintenance	431,471	462,498
Food Allowance	4,825,487	4,707,286
Office and Store Rent	3,282,056	3,123,154
Delivery Expenses	4,429,846	4,368,318
Advertisement	434,683	467,034
Postage, Telephone & Fax	1,833,936	1,770,886
Electricity, Water and Gas	1,003,488	869,396
Sales promotion expenses	14,678,532	14,424,249
Traveling & Conveyance Expenses	2,564,872	2,331,624
Entertainment Expenses	2,035,847	2,193,743
Training Expense	3,394,168	3,671,071
Samples Expenses	6,727,883	6,660,623
Printing & Stationery	1,018,506	1,103,803
Miscellaneous Expenses	1,029,878	1,116,145
Depreciation (Annex-A)	3,353,247	3,102,438
	100,662,853	99,458,703
20.00 Financial Expenses		
Interest on Loan	2,438,944	1,688,370
Bank Charges Exp.	914,654	623,562
	3,353,598	2,311,932
21.00 Non-operating income		
Sales of Wastage	567,269	318,964
	567,269	318,964
22.00 Income Tax Expenses		
Current Taxes Expenses (Note-22.01)	33,429,192	42,534,684
Deferred Tax Expenses (Note-22.02)	21,993,660	21,314,440
	55,422,851	63,849,125
22.01 Current Tax Expenses		
Profit before Tax	158,351,004	182,426,070
Add: Depreciation as Accounting base	83,831,186	77,560,950
	242,182,190	259,987,020
Less: Depreciation as per Tax base	(146,670,214)	(138,459,351)
Net Profit for Current Tax	95,511,976	121,527,669
Income Tax Rate	35.00%	35.00%
Current Tax expenses for the year	33,429,192	42,534,684
22.02 Deferred Tax Expenses		
Deferred Tax Liability Closing (Note-12.00)	181,247,040	159,253,380
Deferred Tax Liability Opening	159,253,380	137,938,940
Deferred Tax Expenses during the year	21,993,660	21,314,440
23.00 Earnings Per Share (EPS)		
a) Net Profit after Tax	102,928,153	118,576,946
b) Weighted average number of shares outstanding (Note-23.01)	64,370,000	64,370,000
Earnings Per Share (EPS) (a/b)	1.60	1.84

23.01 Calculation of Weighted Average Number of Shares

for the year ended June 30, 2017

Particulars	Number of Share	Weight	Weighted
Opening No. of Shares	64,370,000	-	64,370,000
New Allotment No. of Shares during the year	-	-	-
Total	64,370,000	365/365	64,370,000

for the year ended June 30, 2016

Particulars	Number of Share	Weight	Weighted
Opening No. of Shares	64,370,000	365/365	64,370,000
New Allotment No. of Shares during the year	-	-	-
Total	64,370,000	-	64,370,000

24.00 Net operating cash flow per share (NOCFPS)

	Amount in Taka	
	30 June 2017	30 June 2016
a) Net Operating Cash Flows	215,406,934	181,197,862
b) Weighted average number of shares outstanding (Note-23.01)	64,370,000	64,370,000
Net operating cash flow per share (NOCFPS) (a/b)	3.35	2.81

25.00 Related Parties Transaction:

The company carried out a number of transactions with related parties. The following are the related parties transactions of the Silco Pharmaceuticals Limited has been disclosed as required by BAS 24 Related Party Disclosures.

Remuneration:

Name of Directors	Designation	Transaction during the year	Outstanding as on 30 June 2017	Outstanding as on 30 June 2016
Dr. Md. Badrul Haque Rukon	Managing Director	540,000	45,000	45,000

Transaction with Key Management Personnel of the entity:

a. Managerial Remuneration paid or payable during the year to the directors, including managing directors, a managing agent or manager.	45,000
b. Expenses reimbursed to Managing Agent	Nil
c. Commission or Remuneration payable separately to a managing agent or his associate	Nil
d. Commission received or receivable by the managing agent or his associate as selling or buying agent of other concerns in respect of contracts entered into by such concerns with the company.	Nil
e. The money value of the contracts for the sale or purchase of goods and materials or supply of services, entered into by the company with the managing agent or his associate during the financial year.	Nil
f. Any other perquisite or benefits in cash or in kind stating, approximate money value where applicable.	Nil
g. Other allowances and commission including guarantee commission	Nil

h Pensions etc.	
(i) Pensions;	Nil
(ii) Gratuities;	Nil
(iii) Payments from a provident funds, in excess of own subscription and interest thereon.	Nil
i. Share Based payments	Nil

As per BAS- 24:

An entity shall disclose key management personnel compensation in total and for each of the following benefits:

(a) Short-term employee benefits	540,000
(b) Post-employee benefits	Nil
(c) Other long term benefits	Nil
(d) Termination benefits and	Nil
(e) Share-based payment	Nil

26.01 Production capacity & Utilization

Product Categories	Unit	Installed Capacity (Annual)	Actual Production During the period	% of Capacity utilization During the period
Tablet	Pcs.	280,000,000	174,795,990	62.43%
Capsules	Pcs.	150,000,000	82,560,485	55.04%
Liquid Syrup	Bottles	4,000,000	3,159,950	79.00%
Dry Surup	Bottles	1,000,000	536,948	53.69%
Pellet	Kg	300,000	141,856	47.29%
Powder	Phials	1,000,000	521,375	52.14%
Powder of Suspension	Bottles	500,000	405,085	81.02%
SRS Saline	Pcs.	20,000,000	16,111,256	80.56%
Total		456,800,000	278,232,945	60.91%

26.02 Disclosure as per requirement of Schedule-XI, Part-II, Note-5 of Para-3 of companies Act 1994

Employee Position (as on June 30, 2017)

Salary Range	Officer & Staff		Marketing Staff	Total Employee
	Factory	Head Office		
Below 6000	10	8	84	102
Above 6000	34	115	118	267
Total	44	123	202	369

26.03 Aggregated amount of remunerating paid to all Directors and Officers during the accounting Period is as follows:

Particulars	Nature of Payment	01.07.2016 To 30.06.2017 Taka	01.07.2015 To 30.06.2016 Taka
Directors (Managing Director)	Remuneration	540,000	540,000
Officers and Executives	Salary and other Allowances	14,059,554	13,910,073
Total		14,599,554	14,450,073

27.00 General

a) **Audit Fee:** Audit fee of Tk. 260,000 represented only the audit fees and VAT thereon.

b) Capital Expenditure Contract

There is no capital expenditure contract has been made during the year.

c) Contingent Liabilities & Capital Commitments

There is no claim against the company not acknowledged debt and no un-availed credit facilities, other than those in the normal course of business, available to the company on June 30, 2017.

d) Comparative figures have been re-arranged where considered necessary to ensure better comparability with the current period without causing any impact on the profit and value of assets and liabilities as reported in the financial statements.

e) Figures for the year 2016 have been rearranged wherever considered necessary to ensure comparability with the current year.

28.00 Disclosure as per requirement of Schedule XI, part II, para 4 of companies act 1994

Board Meeting attendance Fees

Board of Directors of Silco Pharmaceuticals Limited till now have not taken any board meeting attendance fees. During the period from 01-07-2016 to 30-06-2017, there were 4 (Four) Board Meetings held. The attendance status of all the meetings is as follows:

Name of Board of Directors	Designation	No. of Meeting held	No of Meeting attending
Naim Fatema	Chairman	4	4
Dr. Md Badrul Haque Rukan	Managing Director	4	4
Dr. Md. Azizur Rahman	Director	4	4
Dr. Shahana Ferdous Chowdhury	Director	4	3
Dr. Gulshan-E-Jahan	Director	4	4
Dr. Md. Harunur Rashid	Director	4	4
Dr. Mahmudul Majid Chowdhury	Director	4	3
Prof. Dr. Faisal Ahmed	Director	4	2
Prof. Dr. Md Abul Ahabab	Independent Director	4	4
Prof. Dr. Md. Rezaul Karim	Independent Director	4	3
Dr. Iqbal Hossain Chowdhury	Independent Director	4	4

Silco Pharmaceuticals Limited
Schedule of Property, Plant & Equipment
As at June 30, 2017

Annexure-A

Particulars	Cost			Rate of Dep. (%)	Depreciation			Written Down Value as at June 30, 2017
	Balance as on 1 July 2016	Addition during the period	Balance as on June 30, 2017		Balance as on 1 July 2016	Charge during the period	Balance as on June 30, 2017	
Land and Land Development	74,854,740		74,854,740	-	-	-	-	74,854,740
Building	397,644,638		397,644,638	2.50%	42,239,000	8,885,141	51,124,141	346,520,497
Plant & Machinery	994,111,562	126,958,467	1,121,070,029	10.00%	359,513,198	65,575,811	425,089,009	695,981,020
Electrical Equipment	19,913,847	3,052,525	22,966,372	10.00%	6,036,743	1,642,087	7,678,831	15,287,541
Electrical Installation	50,282,040	1,125,648	51,407,688	10.00%	19,686,474	3,125,219	22,811,694	28,595,994
Furniture & Fixture	12,929,167	2,865,925	15,795,092	10.00%	2,635,665	1,220,412	3,856,077	11,939,015
Office Equipment	6,439,067	2,589,625	9,028,692	10.00%	1,372,817	679,267	2,052,083	6,976,609
Computer	3,294,297	856,589	4,150,886	20.00%	1,113,433	479,002	1,592,435	2,558,451
Transformer	11,863,303	875,247	12,738,550	10.00%	5,767,375	653,355	6,420,730	6,317,820
Vehicles	4,430,115		4,430,115	10.00%	2,750,748	167,937	2,918,685	1,511,430
Air Condition	5,835,011	659,865	6,494,876	20.00%	2,422,895	759,407	3,182,303	3,312,573
Fire Extinguisher	6,203,389	105,291	6,308,680	20.00%	3,029,523	643,547	3,673,070	2,635,610
Balance as on 30 June, 2017	1,587,801,176	139,089,182	1,726,890,358		446,567,871	83,831,186	530,399,057	1,196,491,301
Balance as on June 30, 2016	1,457,876,365	129,924,811	1,587,801,176		407,662,698	38,905,173	446,567,871	1,141,233,305

Allocation of depreciation	Rate (%)	Taka
Factory Expenses	94.00%	78,801,315
Administrative Expenses	2.00%	1,676,624
Selling & Distribution Expenses	4.00%	3,353,247
Taka	100%	83,831,186

b) Information as is required under section 186 of the কোম্পানিআইন, ১৯৯৪, relating to holding company;

Silco Pharmaceuticals Ltd. does not have any Holding Company.

c) Selected ratios as specified in Annexure-D;

SILCO PHARMACEUTICALS LTD.
Statement of Ratio Analysis

The following Ratios have been calculated by the management based on audited financial statements of Silco Pharmaceuticals Limited for the year/period ended 30 June 2017, 30 June 2016 and 31 December 2015 and the year ended 31 December 2014, 2013 and 2012. Selected Ratio as specified in rule 4(1)(d) Annexure D of the Securities and Exchange Commission (Public Issue) Rules, 2015.

Particulars	30-Jun-17	30-Jun-16	31-Dec-15	31-Dec-14	31-Dec-13	31-Dec-12
	Result	Result	Result	Result	Result	Result

I. Liquidity Ratios:

(i) Current Ratio	4.27	5.00	5.40	3.86	2.51	1.43
(ii) Quick Ratio	1.78	2.03	2.29	1.21	0.85	0.52

II. Operating Efficiency Ratios:

(i) Accounts Receivable Turnover Ratio	3.22	1.54	3.65	4.75	6.23	7.33
(ii) Inventory Turnover Ratio	1.74	0.83	1.63	1.88	2.24	2.41
(iii) Asset Turnover Ratio	0.47	0.24	0.50	0.50	0.67	0.69

III. Profitability Ratios:

(i) Gross Margin Ratio	32.09%	35.58%	36.34%	26.68%	39.02%	43.02%
(ii) Operating Profit Ratio	18.65%	22.14%	22.55%	12.49%	27.92%	31.30%
(iii) Net Profit Ratio	11.35%	13.63%	13.75%	7.46%	14.12%	15.12%
(iv) Return on Assets Ratio	5.38%	3.32%	6.84%	3.74%	9.52%	10.39%
(v) Return on Equity Ratio	6.50%	3.98%	10.51%	8.41%	25.25%	36.30%
(vi) Earnings Per Share (EPS)	1.60	0.93	1.82	0.94	2.34	2.20
(vii) Earnings before interest, taxes, depreciation and amortization (EBITDA) margin	27.96%	31.04%	31.33%	21.39%	35.13%	39.07%

IV. Solvency Ratios:

(i) Debt to Total Assets Ratio	0.0037	0.01	0.01	0.02	0.01	0.02
(ii) Debt to Equity Ratio	0.0045	0.01	0.01	0.05	0.02	0.08
(iii) Times Interest Earned Ratio	50.41	147.96	60.86	26.12	286.53	46.92
(iv) Debt Service Coverage Ratio	35.58	38.34	11.35	44.71	14.93	11.71

V. Cash Flow Ratios:

(i) Net Operating Cash Flow per Share (NOCFPS)	3.35	2.08	1.19	0.56	3.01	1.68
(ii) NOCFPS to EPS Ratio	2.09	2.24	0.65	0.59	1.28	0.76

We have examined the calculation procedure of the above ratios of Silco Pharmaceuticals Limited for the year/period ended 30 June 2017, 30 June 2016 and the year ended 31 December 2015, 2014, 2013, 2012 and no material deviation found in the result.

The details calculation is presented in Annexure-I

Dated: 10 October 2017
Place : Dhaka

Sd/-
AHMAD & AKHTAR
Chartered Accountants

SILCO PHARMACEUTICALS LTD.
Statement of Ratio Analysis

Ratio Calculation													
Particulars	Formula	30-Jun-17		30-Jun-16		31-Dec-15		31-Dec-14		31-Dec-13		31-Dec-12	
		Calculation	Ratio	Calculation	Ratio	Calculation	Ratio	Calculation	Ratio	Calculation	Ratio	Calculation	Ratio
I. Liquidity Ratios:													
(i) Current Ratio	Current Assets/Current Liabilities	734,595,336	4.27	696,120,532	5.00	712,980,760	5.40	591,507,118	3.86	534,549,514	2.51	453,825,053	1.43
		171,889,000		139,327,258		131,958,588		153,262,689		213,132,928		317,024,797	
(ii) Quick Ratio	(Current Assets-Inventories-Advance, Deposit & Prepayments)/Current Liabilities	306,376,413	1.78	282,914,822	2.03	302,049,114	2.29	185,430,119	1.21	181,740,436	0.85	164,672,731	0.52
		171,889,000		139,327,258		131,958,588		153,262,689		213,132,928		317,024,797	
II. Operating Efficiency Ratios:													
(i) Accounts Receivable Turnover Ratio	Net Sales/Average Accounts Receivables	906,528,993	3.22	438,643,061	1.54	851,159,177	3.65	810,144,679	4.75	997,984,022	6.23	839,888,056	7.33
		281,577,312		284,226,362		232,949,621		170,657,956		160,289,617		114,590,781	
(ii) Inventory Turnover Ratio	Cost of Goods Sold /Average Inventory	615,610,189	1.74	282,588,154	0.83	541,866,123	1.63	593,978,078	1.88	608,525,737	2.24	478,532,109	2.41
		354,651,476		338,957,068		333,407,492		316,786,927		272,227,566		198,470,009	
(iii) Asset Turnover Ratio	Net Sales/Average Total Assets	906,528,993	0.47	438,643,061	0.24	851,159,177	0.50	810,144,679	0.50	997,984,022	0.67	839,888,056	0.69
		1,913,753,681		1,800,274,132		1,710,990,619		1,617,071,360		1,479,280,160		1,222,220,757	
III. Profitability Ratios:													
(i) Gross Margin Ratio	Gross Profit/Net Sales	290,918,804	32.09%	156,054,907	35.58%	309,293,054	36.34%	216,166,601	26.68%	389,458,285	39.02%	361,355,947	43.02%
		906,528,993		438,643,061		851,159,177		810,144,679		997,984,022		839,888,056	
(ii) Operating Profit Ratio	Operating Profit/Net Sales	169,054,883	18.65%	97,127,487	22.14%	191,904,963	22.55%	101,213,905	12.49%	278,663,199	27.92%	262,890,743	31.30%
		906,528,993		438,643,061		851,159,177		810,144,679		997,984,022		839,888,056	
(iii) Net Profit Ratio	Net Profit after Tax/Net Sales	102,928,153	11.35%	59,797,841	13.63%	117,074,419	13.75%	60,475,177	7.46%	140,884,897	14.12%	126,954,589	15.12%
		906,528,993		438,643,061		851,159,177		810,144,679		997,984,022		839,888,056	
(iv) Return on Assets Ratio	Net Profit after Tax/Average Total Assets	102,928,153	5.38%	59,797,841	3.32%	117,074,419	6.84%	60,475,177	3.74%	140,884,897	9.52%	126,954,589	10.39%
		1,913,753,681		1,800,274,132		1,710,990,619		1,617,071,360		1,479,280,160		1,222,220,757	
(v) Return on Equity Ratio	Net Profit after Tax/Average Total Shareholders Equity	102,928,153	6.50%	59,797,841	3.98%	117,074,419	10.51%	60,475,177	8.41%	140,884,897	25.25%	126,954,589	36.30%
		1,584,248,577		1,502,885,581		1,114,449,450		718,670,107		557,945,059		349,734,851	
(vi) Earnings Per Share (EPS)	Net Profit after Tax/Weighted Average Number of Ordinary Shares Outstanding	102,928,153	1.60	59,797,841	0.93	117,074,419	1.82	60,475,177	0.94	140,884,897	2.34	126,954,589	2.20
		64,370,000		64,370,000		64,370,000		64,370,000		60,120,000		57,665,870	
(vii) Earnings before interest, taxes, depreciation and amortization (EBITDA) margin	EBITDA/Net Sales	253,453,338	27.96%	136,158,112	31.04%	266,661,702	31.33%	173,267,219	21.39%	350,602,251	35.13%	328,156,665	39.07%
		906,528,993		438,643,061		851,159,177		810,144,679		997,984,022		839,888,056	
IV. Solvency Ratios:													
(i) Debt to Total Assets Ratio	Total Debt/Total Assets	7,326,431	0.0037	12,010,297	0.01	15,016,872	0.01	36,623,005	0.02	11,661,235	0.01	34,164,708	0.02
		1,990,153,525		1,837,353,837		1,763,194,426		1,658,786,812		1,575,355,908		1,383,204,412	
(ii) Debt to Equity Ratio	Total Debt/Total Equity	7,326,431	0.0045	12,010,297	0.01	15,016,872	0.01	36,623,005	0.05	11,661,235	0.02	34,164,708	0.08
		1,635,712,653		1,532,784,501		1,472,986,660		755,912,241		681,427,973		434,462,145	
(iii) Times Interest Earned Ratio	EBIT/Financial Expenses	169,054,883	50.41	97,127,487	147.96	191,904,963	60.86	101,213,905	26.12	278,663,199	286.53	262,890,743	46.92
		3,353,598		656,427		3,153,342		3,875,423		972,548		5,602,548	
(iv) Debt Service Coverage Ratio	Net Operating Profit / Total Debt Service	253,453,338	35.58	136,158,112	38.34	266,661,702	11.35	173,267,219	44.71	350,602,251	14.93	328,156,665	11.71
		7,122,810		3,550,949		23,500,851		3,875,423		23,476,021		28,025,754	
V. Cash Flow Ratios:													
(i) Net Operating Cash Flow per Share (NOCFPS)	Net Operating Cash Flow/ Number of Ordinary Shares Outstanding	215,406,934	3.35	133,999,811	2.08	76,600,815	1.19	35,794,206	0.56	180,898,539	3.01	96,726,386	1.68
		64,370,000		64,370,000		64,370,000		64,370,000		60,120,000		57,665,870	
(ii) NOCFPS to EPS Ratio	Net Operating Cash Flow per Share/EPS	3.35	2.09	2.08	2.24	1.19	0.65	0.56	0.59	3.01	1.28	1.68	0.76
		1.60		0.93		1.82		0.94		2.34		2.20	

Silco Pharmaceuticals Limited		Industry Average ***	Remark/ Explanation
Particulars	30.06.2016	2016	
	Ratio	Ratio	
I. Liquidity Ratios:			
(i) Current Ratio	5.00	2.80	SPL's Current Ratio is satisfactory with the industry average current ratio.
(ii) Quick Ratio	2.03	1.80	SPL's Ratio is satisfactory with the industry average ratio.
II. Operating Efficiency Ratios:			
(i) Accounts Receivable Turnover	1.54	8.31	SPL's Ratio is satisfactory as collection period is shorter period.
(ii) Inventory Turnover Ratio	0.83	3.27	SPL's Ratio is satisfactory as inventory is sold in shorter time.
(iii) Asset Turnover Ratio	0.24	0.62	SPL's Ratio is satisfactory with the average industry ratio.
III. Profitability Ratios:			
(i) Gross Margin Ratio	35.58%	48.31%	SPL's Ratio is satisfactory with the industry average ratio.
(ii) Operating Profit Ratio	22.14%	22.14%	SPL's Ratio is satisfactory with the industry average ratio.
(iii) Net Profit Ratio	13.63%	14.73%	SPL's Ratio is satisfactory with the industry average ratio.
(iv) Return on Assets Ratio	3.32%	8.33%	SPL's Ratio is satisfactory with the industry average ratio.
(v) Return on Equity Ratio	3.98%	12.52%	SPL's Ratio is satisfactory with the industry average ratio.
(vi) Earnings Per Share (EPS)	0.93	7.32	SPL's Ratio is satisfactory with the industry average ratio.
(vii) Earnings before interest, taxes, depreciation and	31.04%	31%	SPL's Ratio is satisfactory with the industry average ratio.
IV. Solvency Ratios:			
(i) Debt to Total Assets Ratio	0.01	0.18	SPL's Ratio is satisfactory as debt burden is lower than assets.
(ii) Debt to Equity Ratio	0.01	0.60	SPL's Ratio is lower as debt burden is lowerer than equity.
(iii) Times Interest Earned Ratio	147.96	138.76	SPL's Ratio is satisfactory as operating profit is sufficient to pay for financial expense.
(iv) Debt Service Coverage Ratio	38.34	Not Available	SPL's Ratio is satisfactory as net operating profit is sufficient to pay interest and principal of long term debt.
V. Cash Flow Ratios:			
(i) Net Operating Cash Flow per Share (NOCFPS)	2.08	8.90	SPL's Ratio is satisfactory as Net Operating Cash Flow is positive.
(ii) NOCFPS to EPS Ratio	2.24	1.77	SPL's Ratio is satisfactory as Net Operating Cash Flow is positive.

*** The Industry average ratio is calculated through using the ratio of 8 listed similar companies namely Square Pharma Ltd., Beximco Pharmaceuticals Ltd., Beacon Pharmaceuticals Ltd., Central Pharmaceuticals Ltd, Ambee Pharmaceuticals Ltd., Renata Ltd., Pharma Aids Ltd and Orion Pharma Ltd for the year ended June 30, 2016.

Silco Pharmaceuticals Limited	Industry Average ***	Remark/ Explanation
-------------------------------	----------------------------	---------------------

Particulars	31.12.2015	2015
	Ratio	Ratio

I. Liquidity Ratios:

(i) Current Ratio	5.40	2.14	SPL's Current Ratio is satisfactory with the industry average current ratio.
(ii) Quick Ratio	2.29	1.13	SPL's Ratio is satisfactory with the industry average ratio.

II. Operating Efficiency Ratios:

(i) Accounts Receivable Turnover Ratio	3.65	7.77	SPL's Ratio is satisfactory as collection period is shorter period.
(ii) Inventory Turnover Ratio	1.63	2.79	SPL's Ratio is satisfactory as inventory is sold in shorter time.
(iii) Asset Turnover Ratio	0.50	0.53	SPL's Ratio is satisfactory with the average industry ratio.

III. Profitability Ratios:

(i) Gross Margin Ratio	36.34%	45.57%	SPL's Ratio is satisfactory with the industry average ratio.
(ii) Operating Profit Ratio	22.55%	23.25%	SPL's Ratio is satisfactory with the industry average ratio.
(iii) Net Profit Ratio	13.75%	14.82%	SPL's Ratio is satisfactory with the industry average ratio.
(iv) Return on Assets Ratio	6.84%	8.07%	SPL's Ratio is satisfactory with the industry average ratio.
(v) Return on Equity Ratio	10.51%	12.83%	SPL's Ratio is satisfactory with the industry average ratio.
(vi) Earnings Per Share (EPS)	1.82	8.55	SPL's Ratio is satisfactory with the industry average ratio.
(vii) Earnings before interest, taxes, depreciation and amortization (EBITDA) margin	31.33%	32.45%	SPL's Ratio is satisfactory with the industry average ratio.

IV. Solvency Ratios:

(i) Debt to Total Assets Ratio	0.01	0.19	SPL's Ratio is satisfactory as debt burden is lower than assets.
(ii) Debt to Equity Ratio	0.01	0.66	SPL's Ratio is lower as debt burden is lowerer than equity.
(iii) Times Interest Earned Ratio	60.86	10.93	SPL's Ratio is satisfactory as operating profit is sufficient to pay for financial expense.
(iv) Debt Service Coverage Ratio	11.35	Not Available	SPL's Ratio is satisfactory as net operating profit is sufficient to pay interest and principal of long term debt.

V. Cash Flow Ratios:

(i) Net Operating Cash Flow per Share (NOCFPS)	1.19	8.26	SPL's Ratio is satisfactory as Net Operating Cash Flow is positive.
(ii) NOCFPS to EPS Ratio	0.65	1.29	SPL's Ratio is satisfactory as Net Operating Cash Flow is positive.

*** The Industry average ratio is calculated through using the ratio of 8 listed similar companies namely Square Pharma Ltd. for the year ended March 31, 2015., Beximco Pharmaceuticals Ltd., Ambee Pharmaceuticals Ltd., Renata Ltd. and Orion Pharma Ltd. for the year ended December 31, 2015, Beacon Pharmaceuticals Ltd., Central Pharmaceuticals Ltd and Pharma Aids Ltd for the year ended June 30, 2015.

Silco Pharmaceuticals Limited	Industry Average ***	Remark/ Explanation
--------------------------------------	---------------------------------	----------------------------

Particulars	31.12.2014	2014
	Ratio	Ratio

I. Liquidity Ratios:

(i) Current Ratio	3.86	1.95	SPL's Current Ratio is satisfactory with the industry average current ratio.
(ii) Quick Ratio	1.21	1.02	SPL's Ratio is satisfactory with the industry average ratio.

II. Operating Efficiency Ratios:

(i) Accounts Receivable Turnover Ratio	4.75	8.82	SPL's Ratio is satisfactory as collection period is shorter period.
(ii) Inventory Turnover Ratio	1.88	2.95	SPL's Ratio is satisfactory as inventory is sold in shorter time.
(iii) Asset Turnover Ratio	0.50	0.54	SPL's Ratio is satisfactory with the average industry ratio.

III. Profitability Ratios:

(i) Gross Margin Ratio	26.68%	42.68%	SPL's Ratio is satisfactory with the industry average ratio.
(ii) Operating Profit Ratio	12.49%	22.67%	SPL's Ratio is satisfactory with the industry average ratio.
(iii) Net Profit Ratio	7.46%	13.87%	SPL's Ratio is satisfactory with the industry average ratio.
(iv) Return on Assets Ratio	3.74%	6.70%	SPL's Ratio is satisfactory with the industry average ratio.
(v) Return on Equity Ratio	8.41%	15.61%	SPL's Ratio is satisfactory with the industry average ratio.
(vi) Earnings Per Share (EPS)	0.94	8.19	SPL's Ratio is satisfactory with the industry average ratio.
(vii) Earnings before interest, taxes, depreciation and amortization (EBITDA) margin	21.39%	33.70%	SPL's Ratio is satisfactory with the industry average ratio.

IV. Solvency Ratios:

(i) Debt to Total Assets Ratio	0.02	0.19	SPL's Ratio is satisfactory as debt burden is lower than assets.
(ii) Debt to Equity Ratio	0.05	0.67	SPL's Ratio is lower as debt burden is lowerer than equity.
(iii) Times Interest Earned Ratio	26.12	7.90	SPL's Ratio is satisfactory as operating profit is sufficient to pay for financial expense.
(iv) Debt Service Coverage Ratio	44.71	Not Available	SPL's Ratio is satisfactory as net operating profit is sufficient to pay interest and principal of long term debt.

V. Cash Flow Ratios:

(i) Net Operating Cash Flow per Share (NOCFPS)	0.56	10.13	SPL's Ratio is satisfactory as Net Operating Cash Flow is positive.
(ii) NOCFPS to EPS Ratio	0.59	1.83	SPL's Ratio is satisfactory as Net Operating Cash Flow is positive.

*** The Industry average ratio is calculated through using the ratio of 8 listed similar companies namely Square Pharma Ltd. for the year ended March 31, 2014., Beximco Pharmaceuticals Ltd., Ambee Pharmaceuticals Ltd.,Renata Ltd.and Orion Pharma Ltd. for the year ended December 31, 2014, Beacon Pharmaceuticals Ltd.,Central Pharmaceuticals Ltd and Pharma Aids Ltd for the year ended June 30, 2014.

Silco Pharmaceuticals Limited	Industry Average ***	Remark/ Explanation
--------------------------------------	---------------------------------	----------------------------

Particulars	31.12.2013	2013
	Ratio	Ratio

I. Liquidity Ratios:

(i) Current Ratio	2.51	1.49	SPL's Current Ratio is satisfactory with the industry average current ratio.
-------------------	------	------	--

(ii) Quick Ratio	0.85	0.74	SPL's Ratio is satisfactory with the industry average ratio.
------------------	------	------	--

II. Operating Efficiency Ratios:

(i) Accounts Receivable Turnover Ratio	6.23	8.23	SPL's Ratio is satisfactory as collection period is shorter period.
--	------	------	---

(ii) Inventory Turnover Ratio	2.24	2.80	SPL's Ratio is satisfactory as inventory is sold in shorter time.
-------------------------------	------	------	---

(iii) Asset Turnover Ratio	0.67	0.49	SPL's Ratio is satisfactory with the average industry ratio.
----------------------------	------	------	--

III. Profitability Ratios:

(i) Gross Margin Ratio	39.02%	46.42%	SPL's Ratio is satisfactory with the industry average ratio.
------------------------	--------	--------	--

(ii) Operating Profit Ratio	27.92%	21.71%	SPL's Ratio is satisfactory with the industry average ratio.
-----------------------------	--------	--------	--

(iii) Net Profit Ratio	14.12%	12.01%	SPL's Ratio is satisfactory with the industry average ratio.
------------------------	--------	--------	--

(iv) Return on Assets Ratio	9.52%	17.25%	SPL's Ratio is satisfactory with the industry average ratio.
-----------------------------	-------	--------	--

(v) Return on Equity Ratio	25.25%	11.19%	SPL's Ratio is satisfactory with the industry average ratio.
----------------------------	--------	--------	--

(vi) Earnings Per Share (EPS)	2.34	7.49	SPL's Ratio is satisfactory with the industry average ratio.
-------------------------------	------	------	--

(vii) Earnings before interest, taxes, depreciation and amortization (EBITDA) margin	35.13%	33.49%	SPL's Ratio is satisfactory with the industry average ratio.
--	--------	--------	--

IV. Solvency Ratios:

(i) Debt to Total Assets Ratio	0.01	0.20	SPL's Ratio is satisfactory as debt burden is lower than assets.
--------------------------------	------	------	--

(ii) Debt to Equity Ratio	0.02	0.62	SPL's Ratio is higher as debt burden is higher than equity.
---------------------------	------	------	---

(iii) Times Interest Earned Ratio	286.53	4.29	SPL's Ratio is satisfactory as operating profit is sufficient to pay for financial expense.
-----------------------------------	--------	------	---

(iv) Debt Service Coverage Ratio	14.93	Not Available	SPL's Ratio is satisfactory as net operating profit is sufficient to pay interest and principal of long term debt.
----------------------------------	-------	---------------	--

V. Cash Flow Ratios:

(i) Net Operating Cash Flow per Share (NOCFPS)	3.01	10.79	SPL's Ratio is negative as Net Operating Cash Flow is positive.
--	------	-------	---

(ii) NOCFPS to EPS Ratio	1.28	7.41	SPL's Ratio is negative as Net Operating Cash Flow is positive.
--------------------------	------	------	---

*** The Industry average ratio is calculated through using the ratio of 8 listed similar companies namely Square Pharma Ltd. for the year ended March 31, 2013., Beximco Pharmaceuticals Ltd., Ambee Pharmaceuticals Ltd., Renata Ltd. and Orion Pharma Ltd. for the year ended December 31, 2013, Beacon Pharmaceuticals Ltd., Central Pharmaceuticals Ltd and Pharma Aids Ltd for the year ended June 30, 2013.

Silco Pharmaceuticals Limited	Industry Average ***	Remark/ Explanation
-------------------------------	----------------------------	---------------------

Particulars	31.12.2012	2012
	Ratio	Ratio

I. Liquidity Ratios:

(i) Current Ratio	1.43	1.58	SPL's Current Ratio is satisfactory with the industry average current ratio.
-------------------	------	------	--

(ii) Quick Ratio	0.52	0.74	SPL's Ratio is satisfactory with the industry average ratio.
------------------	------	------	--

II. Operating Efficiency Ratios:

(i) Accounts Receivable Turnover Ratio	7.33	7.79	SPL's Ratio is null as there is no operation.
--	------	------	---

(ii) Inventory Turnover Ratio	2.41	2.74	SPL's Ratio is null as there is no operation.
-------------------------------	------	------	---

(iii) Asset Turnover Ratio	0.69	0.55	SPL's Ratio is null as there is no operation.
----------------------------	------	------	---

III. Profitability Ratios:

(i) Gross Margin Ratio	43.02%	46.05%	SPL's Ratio is null as there is no operation.
------------------------	--------	--------	---

(ii) Operating Profit Ratio	31.30%	23.80%	SPL's Ratio is null as there is no operation.
-----------------------------	--------	--------	---

(iii) Net Profit Ratio	15.12%	13.31%	SPL's Ratio is null as there is no operation.
------------------------	--------	--------	---

(iv) Return on Assets Ratio	10.39%	7.43%	SPL's Ratio is null as there is no operation.
-----------------------------	--------	-------	---

(v) Return on Equity Ratio	36.30%	12.81%	SPL's Ratio is null as there is no operation.
----------------------------	--------	--------	---

(vi) Earnings Per Share (EPS)	2.20	8.96	SPL's Ratio is null as there is no operation.
-------------------------------	------	------	---

(vii) Earnings before interest, taxes, depreciation and amortization (EBITDA) margin	39.07%	36.85%	SPL's Ratio is null as there is no operation.
--	--------	--------	---

IV. Solvency Ratios:

(i) Debt to Total Assets Ratio	0.02	0.22	SPL's Ratio is satisfactory as debt burden is lower than assets.
--------------------------------	------	------	--

(ii) Debt to Equity Ratio	0.08	0.53	SPL's Ratio is higher as debt burden is higher than equity.
---------------------------	------	------	---

(iii) Times Interest Earned Ratio	46.92	4.54	SPL's Ratio is satisfactory as operating profit is sufficient to pay for financial expense.
-----------------------------------	-------	------	---

(iv) Debt Service Coverage Ratio	11.71	Not Available	SPL's Ratio is satisfactory as net operating profit is sufficient to pay interest and principal of long term debt.
----------------------------------	-------	---------------	--

V. Cash Flow Ratios:

(i) Net Operating Cash Flow per Share (NOCFPS)	1.68	10.69	SPL's Ratio is negative as Net Operating Cash Flow is positive.
--	------	-------	---

(ii) NOCFPS to EPS Ratio	0.76	2.52	SPL's Ratio is null as there is no operation.
--------------------------	------	------	---

*** The Industry average ratio is calculated through using the ratio of 8 listed similar companies namely Square Pharma Ltd. for the year ended March 31, 2012., Beximco Pharmaceuticals Ltd., Ambee Pharmaceuticals Ltd., Renata Ltd. and Orion Pharma Ltd. for the year ended December 31, 2012, Beacon Pharmaceuticals Ltd., Central Pharmaceuticals Ltd and Pharma Aids Ltd for the year ended June 30, 2012.

- d) **Independent Director Auditors report under Section 135(1), Paragraph 24(1) of Part II of Schedule III of the কোম্পানি আইন, ১৯৯৪. The report shall include comparative income statements and balance sheet and aforementioned ratios for immediate preceding five accounting years of the issuer. If the issuer has been in commercial operation for less than five years, the above mentioned inclusion and submission will have to be made for the period since commercial operation;**

SILCO PHARMACEUTICALS LTD.

Auditors' Report under section 135(1) and para- 24(1) of Part-II of Schedule-III of the Companies Act 1994

As required under section 135(1), Para 24(1), Part II of the Third Schedule of Companies Act 1994, we appended below the following financial information of Silco Pharmaceuticals Limited for the year/period ended 30 June 2017, 30 June 2016 and 31 December 2015 audited by us and the year ended 31 December 2014 and 31 December 2013 audited by M/s. Shiraz Khan Basak & Co. Chartered Accountants and year ended 31 December 2012 audited by Rahman Mustafiz Haq & Co., Chartered Accountants.

- Silco Pharmaceuticals Limited was incorporated on January 25, 1995.
- The Operating results of the company over the last 5 years operation is as follows:

A) Statements of Assets and Liabilities of the company is as under:

Particulars	Amount in Taka					
	30-Jun-2017	30-Jun-2016	31-Dec-15	31-Dec-2014	31-Dec-2013	31-Dec-2012
				Re-stated	Re-stated	Re-stated
Assets						
Non Current Assets	1,255,558,189	1,141,233,305	1,050,213,667	1,067,279,694	1,040,806,394	929,379,359
Property, Plant & Equipment	1,196,491,301	1,141,233,305	1,050,213,667	952,234,474	939,304,278	866,104,773
Capital Work in Progress	59,066,888	-	-	115,045,220	101,502,116	63,274,586
Current Assets	734,595,336	696,120,532	712,980,760	591,507,118	534,549,514	453,825,053
Inventories	364,746,993	344,555,959	333,358,177	333,456,806	300,117,047	244,338,085
Trade Receivables	288,701,408	274,453,216	293,999,507	171,899,735	169,416,177	151,163,057
Advance, Deposits and Prepayments	63,471,931	68,649,751	77,573,469	72,620,193	52,692,031	44,814,237
Short Term Investment	-	-	-	-	-	12,598,706
Cash & Cash Equivalent	17,675,005	8,461,606	8,049,607	13,530,384	12,324,259	910,968
Total Assets	1,990,153,525	1,837,353,837	1,763,194,426	1,658,786,812	1,575,355,908	1,383,204,412
Shareholders Equity and Liabilities						
Shareholders Equity	1,635,712,653	1,532,784,501	1,472,986,660	755,912,241	681,427,973	434,462,145
Share Capital	643,700,000	643,700,000	643,700,000	43,700,000	43,700,000	43,700,000
Retained Earnings	992,012,653	889,084,501	829,286,660	712,212,241	637,727,973	390,762,145
Non-Current Liabilities	182,551,872	165,242,077	158,249,178	749,611,882	680,795,007	631,717,470
Long Term Borrowings	1,304,831	5,988,697	8,614,872	21,176,990	-	-
Deferred Tax Liability	181,247,040	159,253,380	149,634,306	128,434,892	123,295,007	98,758,770
Share Money Deposit	-	-	-	600,000,000	557,500,000	532,958,700
Current Liabilities	171,889,000	139,327,258	131,958,588	153,262,689	213,132,928	317,024,797
Trade Payable	15,683,301	12,758,760	30,522,975	91,254,873	89,797,362	113,858,360
Short Term Borrowings	-	-	-	15,446,015	11,661,235	34,164,708
Long Term Borrowings (Current Portion)	6,021,600	6,021,600	6,402,000	-	-	-
Creditors & Accruals	11,365,018	9,469,000	11,135,313	8,857,946	17,000,466	13,780,449
Liability for WPPF	7,917,550	13,605,558	9,005,725	4,651,937	-	-
Current Tax Liability	130,901,531	97,472,339	74,892,576	33,051,918	94,673,865	155,221,280
Total Shareholders Equity and Liabilities	1,990,153,525	1,837,353,837	1,763,194,426	1,658,786,812	1,575,355,908	1,383,204,412
Net Asset Value (NAV) per Share	25.41	23.81	22.88	172.98	155.93	99.42

AHMAD & AKHTAR
Chartered Accountants

Particulars	Amount in Taka					
	30-Jun-2017	30-Jun-2016	31-Dec-2015	31-Dec-2014	31-Dec-2013	31-Dec-2012
				Re-stated		
Sales/Revenue	906,528,993	438,643,061	851,159,177	810,144,679	997,984,022	839,888,056
Less: Cost of Goods Sold	615,610,189	282,588,154	541,866,123	593,978,078	608,525,737	478,532,109
Gross Profit	290,918,804	156,054,907	309,293,054	216,166,601	389,458,285	361,355,947
Less: Operating Expenses	121,863,920	58,927,420	117,388,092	114,952,696	110,795,086	98,465,204
Profit from Operation	169,054,883	97,127,487	191,904,963	101,213,905	278,663,199	262,890,743
Less: Financial Expenses	3,353,598	656,427	3,153,342	3,875,423	972,548	5,602,548
Add: Non-operating Income	567,269	125,452	368,595	352,187	216,854	162,548
Profit before Contribution to WPPF	166,268,554	96,596,512	189,120,216	97,690,669	277,907,505	257,450,743
Less: Workers' Profit Participation/ Welfare Fund	7,917,550	4,599,834	9,005,725	4,651,937	13,233,691	12,259,559
Profit before Tax	158,351,004	91,996,678	180,114,491	93,038,732	264,673,814	245,191,184
Less: Income Tax Expenses	55,422,851	32,198,837	63,040,072	32,563,555	123,788,917	118,236,595
Current Tax	33,429,192	22,579,763	41,840,658	13,414,579	99,252,680	91,946,694
Deferred Tax	21,993,660	9,619,074	21,199,414	19,148,976	24,536,237	26,289,901
Net Profit after Tax	102,928,153	59,797,841	117,074,419	60,475,177	140,884,897	126,954,589
Earnings per Share (EPS)	1.60	0.93	1.82	0.94	2.34	2.20
Fully diluted EPS with existing number of shares	1.60	0.93	1.82	0.94	2.19	1.97

C. Dividend declared:

Particulars	01 July 2016 to 30 June 2017	01 January 2016 to 30 June 2016	Dec. 31, 2015	Dec. 31, 2014	Dec. 31, 2013	Dec. 31, 2012
	Taka	Taka	Taka	Taka	Taka	Taka
Cash dividend %	-	-	-	-	-	-
Stock dividend %	-	-	-	-	-	-

D. The company was incorporated as a Public Limited Company on January 25, 1995 with the Registrar of Joint Stock Companies and Firms (RJSC) in Bangladesh;

E. The company has no subsidiary company as on the Statement of financial position date.

F. The Company prepared accounts for the year ended June 30, 2017

G. Figure have been restated as per BAS-8 (Accounting Policies, Changes in Accounting Estimate and Errors) where necessary.

We provide the revised 135 as per requirement of DSE letter Ref. no. DSE/Listing/ULC/2017/7582, Dated November 19, 2017.

Dated: 23 November 2017
Place : Dhaka

Sd/-
AHMAD & AKHTAR
Chartered Accountants

e) Financial spread sheet analysis for the latest audited financial statements;

Silco Pharmaceuticals limited
Financial Spread Sheet Analysis of Financial Position
As at 30th June 2017

Particulars	Amount	Percentage on Total Asset	Grand Total
Assets			
Non Current Assets	1,255,558,189		63.09%
Property, Plant and Equipment	1,196,491,301	60.12%	
Capital Work in Progress	59,066,888	2.97%	
Current Assets	734,595,336		36.91%
Inventories	364,746,993	18.33%	
Trade Receivables	288,701,408	14.51%	
Advance, Deposits and Prepayments	63,471,931	3.19%	
Cash and Cash Equivalents	17,675,005	0.89%	
Total Assets	1,990,153,525		100.00%
Shareholders Equity and Liabilities			
Shareholders Equity	1,635,712,653		82.19%
Non-Current Liabilities	182,551,872		9.17%
Current Liabilities	171,889,000		8.64%
Total Shareholders Equity and Liabilities	1,990,153,525		100%

SD/-
 Chief Financial Officer

SD/-
 Managing Director

Silco Pharmaceuticals Ltd.
Financial Spread Sheet Analysis of Profit or Loss and other Comprehensive Income
For the period ended June 30, 2017

Particulars	Period ended June 30, 2017	Percentage on Total Turnover	Grand Percentage
Sales/Revenue	906,528,993		100%
Sales/Revenue	906,528,993		
Less: Cost of Goods Sold	615,610,189		67.91%
Raw materials	329,156,054	36.31%	
Packaging materials consumed	135,555,157	14.95%	
Total materials consumption	464,711,211		51.26%
Add: Work in process-Opening	15,976,506		
Less: Work in process-Closing	18,267,899		
Change in work in process	(2,291,393)		
Total consumption	462,419,818		51.01%
Add: Factory Overhead	177,788,667	19.61%	
Cost of production	640,208,485	70.62%	
Add: Finished goods - Opening	185,802,756		
Production available for Sales	826,011,241		
Less: Finished goods - Closing	203,673,169		
Less: Sample Expenses	6,727,883		
Cost of Goods Sold	615,610,189		67.91%
Gross Profit	290,918,804		32.09%
Less: Operating Expenses	121,863,921		13.44%
Administrative Expenses	21,201,068	2.34%	
Selling & Distribution Expenses	100,662,853	11.10%	
Profit from Operation	169,054,883		18.65%
Less: Financial Expenses	3,353,598	0.37%	
Financial Expenses	3,353,598	0.37%	
Net Operating Profit	165,701,285		18.28%
Add: Non Operating Income	567,269	0.06%	
Profit before Contribution to WPPF	166,268,554		18.34%
Less: Workers Profit Participation/Welfare Fund	7,917,550	0.87%	
Profit before Tax	158,351,004		17.47%
Less: Income Tax Expenses	55,422,851		6.11%
Current Tax	33,429,192	3.69%	
Deferred Tax	21,993,660	2.43%	
Net Profit after Tax	102,928,153		11.35%

SD/-
Chief Financial Officer

SD/-
Managing Director

- f) Earnings Per Share (EPS) on fully diluted basis (with the total existing number of shares) in addition to the weighted average number of shares basis. Future projected Net Income should not be considered while calculating the weighted average EPS;

As per audited financial statement as at 30 June, 2017

Particulars	Amount in Tk.
Profit for Ordinary Shareholders	102,928,153
Total existing number of Share	64,370,000
Weighted average number of Share	64,370,000
Earnings per Share (EPS)-Fully Diluted Basis	1.60
Earnings per Share (EPS)-weighted number of share Basis	1.60

- g) All extra-ordinary income or non-recurring income coming from other than core operations should be shown separately while showing the Net Profit as well as the Earning Per Share;

As per audited financial statement as at 30 June, 2017

Particulars	Amount In Tk.
Net Profit before tax & WPPF	166,268,554
Less: Non operating Income	567,269
Net profit before tax except Non Operating Income	165,701,285
Less: Workers Profit Participation Fund(WPPF)	7,917,550
Less: Current Tax	33,429,192
Less: Deferred Tax	21,993,660
Profit for Ordinary Shareholders except Non Operating Income	102,360,883
No. of shares	64,370,000
Earnings per Share (EPS)	1.59

- h) Quarterly or half-yearly EPS should not be annualized while calculating the EPS:

This information is not applicable for us.

- i) Net asset value (with and without considering revaluation surplus/reserve) per unit of the securities being offered at the date of the latest audited statement of financial position

Net asset value (without considering revaluation surplus/reserve)	
As per audited financial statement as at 30 June, 2017	
Particulars	Amount In Tk.
Share Capital	643,700,000
Retained Earnings	992,012,653
Total Shareholders' Equity	1,635,712,653
Total Number of Ordinary Share	64,370,000
Net Assets Value (NAV) at BDT 10.00 per share	25.41
Net asset value (with considering revaluation surplus/reserve)	
The Company has not revalued any of its assets, do it is not applicable for SPL.	

- j) Re-audit the Audited Financial Statement

This is not applicable for us.

- k) Following statements for the last five years or any shorter period of commercial operation certified by the auditors:

Annexure-G/25(a)

- i. Certificate on long term and short term borrowings including borrowing from related party or connected persons with rate of interest and interest paid/accrued of 'Silco Pharmaceuticals Limited' period from 01 January 2012 to 30 June 2017

This is to certify that based on the books of accounts, record and others related documents; there was long term loan and short term loan of the company for the period from 01 January 2012 to 30 June 2017. Details of long term borrowing and short term borrowings of Silco Pharmaceuticals Limited are as follows:

For the year ended June 30, 2017:

Name of the Parties	Nature of Relationship	Nature of Borrowings	Balance as on June 30, 2017	Interest Rate (%)	Interest Paid (BDT)	Interest Accrued (BDT)
Prime Bank Limited	Lender	Long term	7,326,431	11%	3,353,598	-
Grand Total			7,326,431		3,353,598	-

For the Period ended June 30, 2016 (6 month):

Name of the Parties	Nature of Relationship	Nature of Borrowings	Balance as on June 30, 2016	Interest Rate (%)	Interest Paid (BDT)	Interest Accrued (BDT)
Prime Bank Limited	Lender	Long term	12,010,297	11%	656,427	-
Grand Total			12,010,297		656,427	-

For the year ended December 31, 2015:

Name of the Parties	Nature of Relationship	Nature of Borrowings	Balance as on December 31, 2015	Interest Rate (%)	Interest Paid (BDT)	Interest Accrued (BDT)
Prime Bank Limited	Lender	Long term	15,016,872	11%	3,153,342	-
Grand Total			15,016,872		3,153,342	-

For the year ended December 31, 2014:

Name of the Parties	Nature of Relationship	Nature of Borrowings	Balance as on December 31, 2014	Interest Rate (%)	Interest Paid (BDT)	Interest Accrued (BDT)
Prime Bank Limited	Lender	Long term	21,176,990	15%	3,875,423	-
Rupali Bank Limited		Short Term (TR)	1,230,548	16%		
Rupali Bank Limited		Short Term (Biom-com)	14,215,467			
Grand Total			36,623,005		3,875,423	-

For the year ended December 31, 2013:

Name of the Parties	Nature of Relationship	Nature of Borrowings	Balance as on December 31, 2013	Interest Rate (%)	Interest Paid (BDT)	Interest Accrued (BDT)
Rupali Bank Limited	Lender	Short Term (TR)	1,425,987	16%	972,548	-
Rupali Bank Limited		Short Term (Biom-com)	10,235,248			
Grand Total			11,661,235		972,548	-

For the year ended December 31, 2012:

Name of the Parties	Nature of Relationship	Nature of Borrowings	Balance as on December 31, 2012	Interest Rate (%)	Interest Paid (BDT)	Interest Accrued (BDT)
Rupali Bank Limited	Lender	Short Term (TR)	1,965,278	16%	5,602,548	-
Rupali Bank Limited		Short Term (Biom-com)	32,199,430			
Grand Total			34,164,708		5,602,548	-

The above information is certified on the basis of books of accounts, records and supporting bank statements for the period from 01 January 2012 to 30 June 2017. It's noted that there was no borrowing from related party or connected person during the period.

Dated: 10 October 2017
Place: Dhaka

SD/-
AHMAD & AKHTAR
Chartered Accountants

ii. Certificate on Statement of Principal Terms of Secured Loans and Assets on which charge have been created against those loans of 'Silco Pharmaceuticals Limited' period from 01 January 2012 to 30 June 2017

This is to certify that the Principal Terms of Secured Loans as per Agreement and Assets on which charge have been Created Against Those Loans Silco Pharmaceuticals Limited for the period from 01 January 2012 to 30 June 2017 were as follows:

Long Term Loan:

Particulars	30-June-17	30-June-16	31-Dec-15	31-Dec-14	31-Dec-13	31-Dec-12
Names of lenders	Prime Bank Limited	Prime Bank Limited	Prime Bank Limited	Prime Bank Limited	-	-
Purpose	Working Capital, Warehouse, & purchase of Machinery	Working Capital, Warehouse, & purchase of Machinery	Working Capital, Warehouse, & purchase of Machinery	Working Capital, Warehouse, & purchase of Machinery	-	-
Collateral Asset	Mortgage of Factory land & Building	Mortgage of Factory land & Building	Mortgage of Factory land & Building	Mortgage of Land, Building & Machinery	-	-
Sanctioned Amount	3.75 Crore	3.75 Crore	3.75 Crore	3.75 Crore	-	-
Rate of Interest	11%	11%	11%	15%	-	-
Primary/Collateral/ Other Security	Mortgage of Factory land & Building	Mortgage of Factory land & Building	Mortgage of Factory land & Building	Mortgage of Land, Building & Machinery	-	-
Re-payment schedule	5 Years	5 Years	5 Years	5 Years	-	-
Status (Outstanding balance Tk.)	7,326,431	12,010,297	15,016,872	21,176,990	-	-

Short Term Loan (Trust Receipts):

Particulars	30-June-17	30-June-16	31-Dec-15	31-Dec-14	31-Dec-13	31-Dec-12
Names of lenders	-	-	-	Rupali Bank Limited	Rupali Bank Limited	Rupali Bank Limited
Purpose	-	-	-	To Pay Local Bills & Salaries	To Pay Local Bills & Salaries	To Pay Local Bills & Salaries
Sanctioned Amount	-	-	-	2.00 Crore	2.00 Crore	2.00 Crore
Rate of Interest	-	-	-	16%	16%	16%
Primary/Collateral/ Other Security	-	-	-	Land, Factory Buildings & Machinery	Land, Factory Buildings & Machinery	Land, Factory Buildings & Machinery
Re-payment schedule	-	-	-	Yearly renewable	Yearly renewable	Yearly renewable
Status (Outstanding balance Tk.)	-	-	-	1,230,548	1,425,987	1,965,278

Short Term Loan (Biom Com):

Particulars	30-June-17	30-June-16	31-Dec-15	31-Dec-14	31-Dec-13	31-Dec-12
Names of lenders	-	-	-	Rupali Bank Limited	Rupali Bank Limited	Rupali Bank Limited
Purpose	-	-	-	To Pay Local Bills & Salaries	To Pay Local Bills & Salaries	To Pay Local Bills & Salaries
Sanctioned Amount	-	-	-	5.00 Crore	5.00 Crore	5.00 Crore
Rate of Interest	-	-	-	16%	16%	16%
Primary/Collateral/ Other Security	-	-	-	Land, Factory Buildings & Machinery	Land, Factory Buildings & Machinery	Land, Factory Buildings & Machinery
Re-payment schedule	-	-	-	Yearly renewable	Yearly renewable	Yearly renewable
Status (Outstanding balance Tk.)	-	-	-	14,215,467	10,235,248	32,199,430

The above information is certified on the basis of books of accounts, records and supporting bank statements and documents for the period from 01 January 2012 to 30 June 2017.

Dated: 10 October 2017
Place: Dhaka

SD/-
AHMAD & AKHTAR
Chartered Accountants

iii. **Certificate on unsecured loans with terms & conditions of 'Silco Pharmaceuticals Limited' period from 01 January 2012 to 30 June 2017**

This is to certify that Silco Pharmaceuticals Limited has not taken any unsecured loan from any person/body/related party from 01 January 2012 to 30 June 2017.

Dated: 10 October 2017
Place: Dhaka

SD/-
AHMAD & AKHTAR
Chartered Accountants

iv. **Certificate on inventories showing amount of raw material, packing material, stock-in-process and finished goods, consumable items, store & spares parts, inventory of trading goods etc. of 'Silco Pharmaceuticals Limited' period from 01 January 2012 to 30 June 2017.**

This is to certify that the statement of inventories showing amount of raw material, packing material, stock-in process and finished goods, consumable items, store & spare parts, inventory of trading goods etc. of Silco Pharmaceuticals Limited for the period from 01 January 2012 to 30 June 2017 were as follows:

Items	June 30, 2017	June 30, 2016	December 31, 2015	December 31, 2014 (restated)	December 31, 2013	December 31, 2012
Raw Materials	125,687,692	124,590,157	123,300,971	100,360,077	192,154,870	161,925,487
Packing Materials	13,982,278	15,254,852	4,810,548	28,635,045	29,502,468	5,985,475
Workin Process	18,267,899	15,976,506	16,491,786	15,542,186	8,548,754	6,525,487
Finished Goods	203,673,169	185,802,756	185,238,123	184,397,950	64,785,468	65,248,760
Store Items	3,135,954	2,931,688	3,516,749	4,521,548	5,125,487	4,652,876
Total	364,746,992	344,555,959	333,358,177	333,456,806	300,117,047	244,338,085

The above balance is certified on the basis of books of accounts; records and other supporting documents for the period from 01 January 2012 to 30 June 2017.

Dated: 10 October 2017
Place: Dhaka

SD/-
AHMAD & AKHTAR
Chartered Accountants

v. Certificate on trade receivables showing receivable from related party and connected persons of 'Silco Pharmaceuticals Limited' period from 01 January 2012 to 30 June 2017

This is to certify that based on the books of records and related documents, Trade Receivables of Silco Pharmaceuticals Limited for the period from 01 January 2012 to 30 June 2017 were as follows:

Particulars	Amount in BDT					
	June 30, 2017	June 30, 2016	December 31, 2015	December 31, 2014 (restated)	December 31, 2013	December 31, 2012
General	288,701,408	274,453,216	293,999,507	171,899,735	169,416,177	151,163,057
From Related Party	-	-	-	-	-	-
From Connected Persons	-	-	-	-	-	-
Total	288,701,408	274,453,216	293,999,507	171,899,735	169,416,177	151,163,057

We also certify that there was no receivable from related party and connected person during the period from 01 January 2012 to 30 June 2017.

Dated: 10 October 2017
Place: Dhaka

SD/-
AHMAD & AKHTAR
Chartered Accountants

vi. Certificate on any loan given by the issuer including loans to related party or connected persons with rate of interest and interest realized/accrued of 'Silco Pharmaceuticals Limited' period from 01 January 2012 to 30 June 2017

This is to certify that according to books of accounts, records and other supporting documents of Silco Pharmaceuticals Limited (issuer), no loan given by the issuer including loans to related party and connected person during the period from 01 January 2012 to 30 June 2017.

Dated: 10 October 2017
Place: Dhaka

SD/-
AHMAD & AKHTAR
Chartered Accountants

vii. **Certificate on other income showing interest income, dividend income, discount received and other non-operating income of 'Silco Pharmaceuticals Limited' period from 01 January 2012 to 30 June 2017**

This is to certify that there were no interest income, dividend income and discount received except non-operating income as below for the period from 01 January 2012 to 30 June 2017 of Silco Pharmaceuticals Limited (issuer). Details are as follows:

Particulars	Amount in BDT					
	01.07.2016 to 30.06.2017	01.01.2016 to 30.06.2016 (6 months)	01.01.2015 to 31.12.2015	01.01.2014 to 31.12.2014 (restated)	01.01.2013 to 31.12.2013	01.01.2012 to 31.12.2012
Sale of wastage	567,269	125,452	368,595	352,187	216,854	162,548
Other Non-operating Income	-	-	-	-	-	-
Total	567,269	125,452	368,595	352,187	216,854	162,548

The above balance is certified on the basis of books of account records and other supporting documents during the period from 01 January 2012 to 30 June 2017.

Dated: 10 October 2017
Place: Dhaka

SD/-
AHMAD & AKHTAR
Chartered Accountants

viii. **Certificate on turnover showing separately in cash and through banking channel of 'Silco Pharmaceuticals Limited' period from 01 January 2012 to 30 June 2017**

This is to certify that the details of turnover and receipts from turnover for the period from 01 January 2012 to 30 June 2017 showing separately in cash and through banking channel of Silco Pharmaceuticals Limited are given below:

Particulars		Amount in BDT					
		01.07.2016 to 30.06.2017	01.01.2016 to 30.06.2016 (6 months)	01.01.2015 to 31.12.2015	01.01.2014 to 31.12.2014 (restated)	01.01.2013 to 31.12.2013	01.01.2012 to 31.12.2012
In Cash		-	-	-	-	-	-
Through Banking Channel	Total Turnover	906,528,993	438,643,061	851,159,177	810,144,679	997,984,022	839,888,056
	Receipt from Turnover	892,280,802	458,189,352	729,059,405	807,661,122	979,730,902	766,743,504
From Current year		617,827,585	164,189,845	557,159,670	638,244,944	828,567,845	688,724,999
From previous year		274,453,217	293,999,507	171,899,735	169,416,177	151,163,057	78,018,505

The above balance is certified on the basis of books of accounts, records and other supporting documents during the period from 01 January 2012 to 30 June 2017.

Dated: 10 October 2017
Place: Dhaka

SD/-
AHMAD & AKHTAR
Chartered Accountants

Annexure-G/25(i)

ix. Certificate on related party transaction of 'Silco Pharmaceuticals Limited' period from 01 January 2012 to 30 June 2017

This is to certify that the status of related party transactions of Silco Pharmaceuticals Limited for the 01 January 2012 to 30 June 20.17 were as follows:

Name	Relationship	Nature of Transaction	Year ended June 30, 2017	Period ended June 30, 2016 (6 month)	Year ended December 31, 2015	Year ended December 31, 2014 (restated)	Year ended December 31, 2013	Year ended December 31, 2012
Dr. Md. Badrul Haque Rukan	Managing Director	Remuneration	540,000	270,000	540,000	300,000	300,000	300,000
Total Taka			540,000	270,000	540,000	300,000	300,000	300,000

Apart from above transactions the company does not have any other transactions with related parties or any proposed transactions with related parties.

The above balance is certified on the basis of books of accounts records and other supporting documents for the period from 01 January 2012 to 30 June 2017.

Dated: 10 October 2017
Place: Dhaka

SD/-
AHMAD & AKHTAR
Chartered Accountants

x. **Certificate on Reconciliation of business income shown in tax return with net income shown in audited financial statements of 'Silco Pharmaceuticals Limited' period from 01 January 2012 to 30 June 2017**

Particulars	30-Jun-17	30-Jun-16	31-Dec-15	31-Dec-14	31-Dec-13	31-Dec-12
	01/07/2016 to 30/06/2017 (12 months)	01/01/2016 to 30/06/2016 (6 months)	01/01/2015 to 31/12/2015 (12 months)	01/01/2014 to 31/12/2014 (12 months)	01/03/2013 to 31/12/2013 (12 months)	01/03/2012 to 31/12/2012 (12 months)
Net income before tax as per Audited Financial Statements		91,871,226	179,745,896	92,686,545	264,456,960	245,028,636
Add: Accounting Depreciation		38,905,173	74,388,144	71,701,127	71,722,198	65,103,374
	Return will be Submitted on Time	130,776,399	254,134,040	164,387,672	336,179,158	310,132,010
Less: Tax Depreciation		66,388,243	134,957,900	126,412,490	136,849,460	134,765,290
Income from Business		64,388,156	119,176,140	37,975,182	199,329,698	175,366,720
Income from other sources		125,452	368,595	352,187	216,854	162,548
Income shown in Tax Return		64,513,608	119,544,735	38,327,369	199,546,552	175,529,268
Status of Tax Return		Assessment under Process	Assessment under Process	Assessment Completed	Assessment Completed	Assessment Completed

Dated: 02 Aril, 2018
Place: Dhaka

SD/-
AHMAD & AKHTAR
Chartered Accountants

xi. **Certificate on Confirmation that all receipts and payments of the issuer above Tk. 500,000/- were made through banking channel of 'Silco Pharmaceuticals Limited' period from 01 January 2012 to 30 June 2017**

This is to certify that all receipts and payments excepting petty cash of Silco Pharmaceuticals Limited above Tk. 5,00,000/- (Five lac) were made through banking channel from 01 January, 2012 to 30 June, 2017.

Dated: 02 Aril, 2018
Place: Dhaka

SD/-
AHMAD & AKHTAR
Chartered Accountants

xii. **Certificate on Confirmation that Bank Statements of the issuer are in conformity with its books of accounts of 'Silco Pharmaceuticals Limited' period from 01 January 2012 to 30 June 2017**

This is to certify that the books of accounts of Silco Pharmaceuticals Limited from 01 January 2012 to 30 June 2017 are in conformity with bank statements.

Dated: 10 October 2017
Place: Dhaka

SD/-
AHMAD & AKHTAR
Chartered Accountants

xiii. Certificate on Statement of payment status of TAX, VAT and other taxes/duties of 'Silco Pharmaceuticals Limited' period from 01 January 2012 to 30 June 2017

This is to certify that based on the books of record and related documents of Silco Pharmaceuticals Limited payment status of income tax and other taxes/duties are as follows:

Particulars	Payment Status					
	01.07.2016 to 30.06.2017	01.01.2016 to 30.06.2016 (6 months)	01.01.2015 to 31.12.2015	01.01.2014 to 31.12.2014 (restated)	01.01.2013 to 31.12.2013	01.01.2012 to 31.12.2012
VAT	67,100,000	4,827,000	79,480,000	58,000,000	101,000,000`	84,500,000
TAX	13,134,902	6,342,076	13,685,520	75,036,526	53,719,164	51,496,088
Other Taxes/Duties	N/A	N/A	N/A	N/A	N/A	N/A

Dated: 10 October 2017
Place: Dhaka

SD/-
AHMAD & AKHTAR
Chartered Accountants

Auditors' additional disclosure relating to the financial statements of Silco Pharmaceuticals Limited

- 1) It is observed from the policy note that there is no separate disclosure regarding going concern of Silco Pharmaceuticals Limited;

Response to the above:

Going concern assumption should be read as follows:

Silco Pharmaceuticals Limited has adequate resources to continue its operation for the foreseeable future. As such, the directors intended to adopt the going concern basis in preparing the financial statements. The current credit facilities and resources of the company provides sufficient fund to meet the present requirements of its existing business. We, the Auditors', did not notice any material uncertainties related to events or conditions which may cast significant doubt upon the company's ability to continue as a going concern and such will be incorporated in the next financial statements.

- 2) It is observed from the policy Note-1.01 that; the registration number of the company is not in line with the certificate of incorporation. Auditor's explanation is required;

Response to the above:

In the policy Note-1.01, we mentioned the registration number of the company as C – 27781. As per Certificate of Incorporation the registration number of the company is C – 27781(1627)/95. It was an inadvertent typing error not to mention the full registration number of the company. The corrected registration number of the company as per Certificate of Incorporation is C – 27781(1627)/95.

- 3) It is observed that from the Note-3.00 that the company has taken 45,000 (forty five thousand) sqft land from BSCIC under 99 years operating lease arrangement and has also built some buildings of BDT 397,644,638.00 on this leased land. It is also observed that as per this lease agreement ownership of the land as well as mutation stays with the lessor i.e. BSCIC and BSCIC holds all rights to terminate this lease agreement even before maturity. As such explanations from auditor is needed on (a) reason of capitalizing this leased land which is not under the ownership of the company (b) probable going concern threat for this leased land and building on the company's business (c) consequences on the operations of the company if BSCIC will terminate this deed before maturity;

Response to the above:

The duration of the leased land is for 99 years and the lessor i.e. BSCIC is a state-owned authority. BSCIC, being a state-owned authority, is assumed to patronize the economic condition of the country. Hence, we noticed nothing that could be a reason to terminate the lease agreement between Silco Pharmaceuticals Limited and BSCIC. Explanation in alphabetical order is given below:

- (a) This is a practice of Substance over form. According to the practice, the leased land has been capitalized though the land is not under the ownership of the company;
- (b) We did not notice anything that could make us to believe that BSCIC will terminate the lease agreement. So, probable going concern threat for the leased land and building on the company's business is reduced, and

(c) Since there is nothing to believe that BSCIC will terminate the lease agreement, we do not mention any consequences on the operations of the company.

- 4) It is observed from the policy note that the depreciation policy on addition of fixed assets is not clearly mentioned;

Response to the above:

Policy on depreciation on addition of fixed assets should be read as follows:

According to BAS-16: "Property, Plant and Equipment" Para 55, depreciation has been charged on additions of fixed assets when the asset is available for use.

- 5) It is observed from note-4.00, there is no detail break up of Capital Work in Progress of BDT 5,90,66,888.00. Please give the details.

Response to the above:

Detail break up of Capital Work in Progress is given below:

Sl. No.	Name of Work	Square Feet (sft)	Amount in BDT
01	Factory Building- A (1 st & 2 nd floor)	8950 sft	42,574,888
02	Factory Building- B (1 st & 2 nd floor)	3000 sft	15,372,000
03	Building- E (Ware house extension)	400 sft	1,120,000
Total			59,066,888

- 6) Please give the quantity schedule of the inventory as per 30.06.2017 audit report.

Response to the above:

The quantity schedule of the inventory as per 30.06.2017 is attached herewith **[Annexure: 01]**

- 7) It is observed from the note-6.00, the collection against sales is not fully secured, the company holds no security other than the debtors personal security for receivables. It is also observed that the company has not made any provisions against bad debts. Auditor's disclosure is require on this observation;

Response to the above:

Silco Pharmaceuticals Limited has agreement with pharmacies and debtors personal security regarding full payment of sales. Moreover, this is the trend of Pharmaceuticals companies to sale on due basis and collection from receivables takes place later. The previous history of Silco Pharmaceuticals Limited also shows that SPL has been successful in collection from its receivables. So, the management of SPL has not made any provisions against bad debts.

- 8) Party wise disclosure including name and address for accounts receivables above Tk.1,00,000/ along with subsequent realization on audit signing date;

Response to the above:

Party wise disclosure including name and address for accounts receivables above Tk.1,00,000/ along with subsequent realization on audit signing date (28 September 2017) is submitted herewith **[Annexure: 02]**

- 9) Whether you have verified cash in hand and cash at bank as on 30.06.2017 as disclosed note no-8.00.

Response to the above:

We have duly verified cash in hand as on 30.06.2017 as disclosed in Note no.-8.00. We have verified cash at bank balance from the relevant bank statements.

- 10) Party wise detail break up of Trade Payables of BDT 1,56,83,301.00 as disclosed in the note no 13.00 is required;

Response to the above:

Detail break up of Trade Payables is submitted herewith [**Annexure: 03**]

- 11) Auditor's clarification regarding WPPF is formed, managed, disbursed and invested as per the provisions of Bangladesh Labour (Amendment) Act, 2013;

Response to the above:

The Company made provisions for Workers Profit Participation Fund Tk. 7,917,550 for the year ended 30 June 2017. Previous liability Tk. 13,605,558 has been paid among the beneficiaries. A trust for Workers Profit Participation Fund (WPPF) has been formed. Accordingly, a trust deed has been duly registered and trust has opened a bank account.

- 12) Details break up of Cash paid to suppliers of BDT 520,474,655.00; cash paid to employee of BDT 93,997,400.00 and cash paid to others of BDT 49,834,179.00 as shown in the statement of cash flows prepared for the year ended June 30, 2017;

Response to the above:

Details break up of Cash paid to suppliers, employees and others have been annexed herewith [**Annexure: 04**]

- 13) It is observed that statement of financial position of Silco Pharmaceuticals Limited is prepared as at June 30, 2017, statement of changes in equity is prepared **for the year ended** June 30, 2017 but statement for profit or loss and other comprehensive income and statement for cash flows are prepared **for the period ended** June 30, 2017. Auditor's explanation is required in this regard;

Response to the above:

The company prepared the financial statements for the year ended 30th June, 2017. Inadvertently, statement for profit or loss and other comprehensive income and statement for cash flows have been written for the period ended instead of for the year ended.

- 14) As on 30.06.2017 Tk. 89,22,80,802 is shown as Cash from sales revenue. You are required to submit a list of customers along with bank wise collection statement regarding the same;

Response to the above:

The list of customers along with bank wise collection statement regarding Cash from sales revenue is submitted herewith [**Annexure: 05**]

- 15) As on 30.06.2017 Tk. 52,04,74,655 is shown as Payment to suppliers. You are required to submit a list of suppliers along with bank wise payment statements regarding the same;

Response to the above:

The list of suppliers along with bank wise payment statements regarding Tk. 52,04,74,655 as Payment to suppliers is submitted herewith [**Annexure: 06**]

- 16) Month-wise gross sales & amount of VAT in the year of 2017;

Response to the above:

Month-wise gross sales & amount of VAT are given below:

Month	Gross Sales	VAT
July '16	100,635,711.84	15,095,356.78
August '16	87,746,999.40	13,162,049.91
September '16	86,274,893.28	12,941,233.99
October '16	85,571,769.72	12,835,765.46
November '16	73,714,252.04	11,057,137.81
December '16	81,159,905.76	12,173,985.86
January '17	90,078,998.44	13,511,849.77
February '17	88,018,116.92	13,202,717.54
March '17	87,797,678.64	13,169,651.80
April '17	86,251,527.40	12,937,729.11
May '17	88,778,129.20	13,316,719.38
June '17	95,545,579.64	14,331,836.95
Total	1,051,573,562.28	157,736,034.34

- 17) Detail name-wise schedule of advance to employees;

Response to the above:

Detail name-wise schedule of advance to employees is submitted herewith [Annexure: 07]

- 18) It is observed that the Company has made some re-arrangements/re-statements of its financial data. Mention the years in which such re-arrangements/re-statements were made, reason with reference to BAS and impact on NAV and EPS;

Response to the above:

The restatements/rearrangements were made as follows:

Years of re-arrangements/re-statements		31.12.2014	31.12.2013	31.12.2012
Net Asset Value (NAV) Per Share	Before restatement	314.48	259.23	221.38
	After restatement	172.98	155.93	99.42
Earning Per Share (EPS)	Before restatement	1.14	2.34	2.20
	After restatement	0.94	2.34	2.20
Fully diluted EPS with existing no. of shares	Before restatement	1.14	2.19	1.97
	After restatement	0.94	2.19	1.97
Reference to BAS	Reclassification: BAS-1 "Presentation of Financial Statements" Para 41			
	Restatement: BAS-8: "Accounting Policies, Changes in Accounting Estimates and Errors" Para 22, 42 & 49			

19) Specify update status of provision for expenses as shown in note 14.00;

Response to the above:

Provision for expenses has been duly paid on or before 28.02.2018.

20) Detailed of land development expenses;

Response to the above:

Detailed of land development expenses is submitted herewith **[Annexure: 08]**

21) List of persons against whom share money was deposited as on 31-12-2014 and the number and amount of shares subsequently allotted to them;

Response to the above:

List of persons against whom share money was deposited as on 31-12-2014 and the number and amount of shares subsequently allotted to them is submitted herewith **[Annexure: 09]**

22) Detail of vehicles, transformer, office equipment, computers, electrical equipment & electrical installation. Explain why the installation cost is higher than the equipment as shown in Annexure-A of the audited accounts;

Response to the above:

Details of vehicles, transformer, office equipment, computers, electrical equipment & electrical installation are submitted herewith **[Annexure: 10]**

23) Details of ETP including related civil construction;

Response to the above:

Details of ETP including related civil construction are given below:

Sl. No.	List of Machines	Specifications	Amount in BDT
1	Nano-Filter	Pore size --- 2 nl/Eliminates over 99.9999% bacteria and over 99.99% viruses	4,114,693
2	Sand Filter	Filters designed for a filter rate of up to 20 GPM per square foot of filter area and a backwash rate of 15 GPM per square foot of filter area.	717,434
3	Carbon Filter	Pore size --- 10nl	907,343
4	Micro Filter	Pore size between MF (Microfiltration) membrane – 0.1 – 20nl	2,414,350
5	Ultra Filter	Pore size between UF (Ultra filtration) membrane – 0.04-0.2nl	3,243,222
6	Incinerator	Production Capacity – 80 kg/hr/Installed heating capacity - 1,20,000Kcal/hr	1,198,536

Sl. No.	List of Machines	Specifications	Amount in BDT
7	Condenser	SPL (Sound Pressure Level) input - 140 dB SPL	270,093
8	Salt separator	To remove entrained water to a level at or below 15ppmv	236,331
9	Reverse Osmosis unit	Water pressure – 30-10 (kPa) (min-max)/Water temperature – 40-113 (min-max)/Chlorine tolerance – 0ppm/Max Iron <0.1ppm	1,384,225
10	Ion- exchanger	Flow rates – 50-2400gpm/Microns per filter - 5	624,589
11	Evaporating unit	Stainless steel base plate with diameter 480mm and thickness of 20mm/Maximal current – 240Amp	494,185
12	ETP related civil construction & others		3,489,267
Total			19,094,267

24) Details of firefighting equipment in factory building;

Response to the above:

Details of firefighting equipment in factory building is submitted herewith [**Annexure: 11**]

25) It is observed from the audited financial statements for the year ended 31.12.2013 that, the retained earnings as on 01.12.2013 is BDT 531,647,042. But in auditor's report under section 135 (1), Para 24 (1) of Part II of Schedule III of the Companies Act, 1994 shows that the retained earnings as on 31.12.2013 is BDT 637,727,973. Auditor's explanation is required in this regard;

Response to the above:

In our accounts up to 31.12.2013, total current tax was charged tk. 359,954,290, but it was required to charge for tk. 253,873,359. The excess amount tk. 106,080,931 was adjusted with retained earnings as on 01.01.2014 and our accounts was restated accordingly. Hence, adjusted retained earnings was calculated for tk. 637,727,973. For this reason we have shown retained earnings by tk. 637,727,973 in our auditor's report under section 135(1), Para 24(1) of Part II of schedule II of Company Act, 1994.

26) Break-up of cash receipt from customer & others, cash paid to suppliers, employee & others in the Cash Flow Statement;

Response to the above:

Break-up of cash receipt from customer & others, cash paid to suppliers, employee & others in the Cash Flow Statement is submitted herewith [**Annexure: 12**]

27) Break-up of security deposit (Note:7);

Response to the above:

Break-up of security deposit (Note:7) is given below:

Sl. No.	Particulars	Purpose	30.06.2017	30.06.2016
01.	Power Development Board	Electricity	317,400	317,400
02.	Jalalabad Gas Distribution Company Ltd.	Gas	1,259,427	1,259,427
Total			1,576,827	1,576,827

- 28) Revised auditors' certificate regarding reconciliation of business income shown in tax return with net income shown in Audited Financial Statement to be submitted;

Response to the above:

Revised auditors' certificate regarding reconciliation of business income shown in tax return with net income shown in Audited Financial Statement is submitted herewith **[Annexure: 13]**

- 29) Revised Auditor's Certificate on confirmation that all receipts and payments of the issuer above Tk. 5,00,000/= were made through banking channel;

Response to the above:

Revised Auditor's Certificate on confirmation that all receipts and payments of the issuer above Tk. 5,00,000/= were made through banking channel is submitted herewith **[Annexure: 14]**

- 30) Information is required as per schedule-XI Part –II, Para-4 of the Companies Act, 1994;

Response to the above:

The profit and loss account shall also contain or give by way of a note detailed information, showing separately the following payments provided or made during the financial year to the directors, including managing director, the managing agents or manager, if any, by the company, the subsidiaries of the company and any other person-

(a)	Managerial remuneration paid or payable during the financial year to the directors, including managing director, a managing agent or manager, if any	Tk. 540,000
(b)	Expenses reimbursed to the managing agent;	Nil
(c)	Commission or other remuneration payable separately to a managing agent or his associate;	Nil
(d)	Commission received or receivable by the managing agent or his associate as selling or buying agent of other concerns in respect of contracts entered into by such concerns with the company;	Nil
(e)	The money value of the contracts for the sale or purchase of goods and materials or supply of services, entered into by the company with the managing agent or his associate during the financial year;	Nil
(f)	Any other perquisites or benefits in cash or in kind stating approximate money value where practicable;	Nil
(g)	Other allowances and commission including guarantee commission (details to be given);	Nil
(h)	Pensions, etc.- i. Pensions; ii. Gratuities; iii. Payment from provident funds, in excess of own subscription and interest thereon; iv. Compensation for loss of office v. Consideration in connection with retirement from office.	Nil

- 31) Details break-up of total employees and workers in factory, head office and marketing of Silco Pharmaceuticals Limited;

Response to the above:

Details break-up of total employees and workers in factory, head office and marketing of Silco Pharmaceuticals Limited are given below:

Particulars	Head Office	Factory	Marketing	Total Employees
Employees	34	115	202	351
Workers	10	08	-	18
Total	44	123	202	369

32) Compliance status of Bangladesh Labour (Amendment) Act, 2013 for WPPF;

Response to the above:

The Company made provisions for Workers Profit Participation Fund Tk. 7,917,550 for the year ended 30 June 2017. Previous liability Tk. 13,605,558 has been paid among the beneficiaries. A trust for Workers Profit Participation Fund (WPPF) has been formed. Accordingly, a trust deed has been duly registered and trust has opened a bank account.

33) In note 25 you have stated that the company carried out a number of transaction with related parties. But you have provided only one transaction. Explain.

Response to the above:

The company carried out only one transaction with related party during the year ended 30 June 2017. The transaction is given below:

Name	Designation	Transaction during the Year	Outstanding as on 30 June 2017	Outstanding as on 30 June 2016
Dr. Md. Badrul Haque Rukon	Managing Director	540,000	45,000	45,000

The company entered only the above mentioned transaction with related party during the year.

Place: Dhaka
Date: April 02, 2018

Sd/-
AHMAD & AKHTAR
Chartered Accountants

Annexure-01

A. Stock of Raw Materials

SL No	Name of Product	Unit	As at 30th June, 2017		As at 30th June, 2016	
			Quantity	Amount in Tk.	Quantity	Amount in Tk.
01	Amlodipine Besylate	Kg	-	-	0.20	1,588
02	Atenolol BP	Kg	149.00	511,679	132.00	526,535
03	Ascorbic Acid Coated	Kg	4,440.52	1,825,066	2,598.70	1,900,220
04	Albendazole USP	Kg	366.00	1,060,487	259.00	699,300
05	Azithromycin Dihydrate com.	Kg	15.91	144,547	158.43	1,507,904
06	Azithromycin Dihydrate Micro.	Kg	-	-	19.53	183,818
07	Aceclofenac BP	Kg	709.65	1,398,322	903.00	1,583,519
08	Atorvastatin Calcium	Kg	13.43	260,121	5.66	109,610
09	Ambroxol HCL. BP	Kg	225.24	1,089,700	180.59	316,686
10	Beta-Carotine 20%	Kg	106.52	1,425,398	87.90	1,065,357
11	Baclofen BP	Kg	199.74	3,481,420	97.85	1,705,418
12	Ciprofloxacin Hydro.	Kg	-	-	5.90	14,886
13	Cetirizine Dihydrochloride	Kg	231.73	1,349,270	268.39	1,056,842
14	Cephadrine Compacted	Kg	1,221.72	6,633,411	826.78	4,878,002
15	Cupric(II) Sulfate 5-Hydrate	Kg	21.07	10,455	3.60	1,897
16	Calcium Carbonate	Kg	9,515.28	312,226	8,197.15	292,146
17	Cal -D -Pantothenate	Kg	145.00	1,072,972	80.69	387,312
18	Cephadrine Micronised	Kg	444.69	2,418,384	502.36	2,963,924
19	Clonazepam BP	Kg	19.65	1,252,945	20.36	1,298,319
20	Clopidogrel Bisulphate	Kg	61.35	369,297	20.15	121,279
21	Chlorpheniramin Maleate	Kg	21.25	53,106	3.92	9,787
22	Carbonyl Iron+Folic Acid+Zinc Sul	Kg	-	-	25.00	36,502
23	Domeperidone maleate	Kg	322.20	1,299,206	309.78	1,353,026
24	Desloratadine INN	Kg	147.29	2,374,347	198.67	5,202,412
25	Domeperidone Plain	Kg	33.59	286,685	4.06	34,615
26	Dextrose Anhydrous	Kg	286,135.22	28,613,522	237,269.48	16,729,871
27	Erythromycin Ethyl Succinate	Kg	-	-	25.86	139,405
28	Esomeprazole Pellets BP	Kg	2,060.96	2,004,838	1,978.70	1,765,216
29	Ferrous Sulphate & Folic Acid	Kg	1,183.64	1,242,824	1,059.78	1,266,596
30	Fluconazole INN	Kg	389.71	3,271,471	427.91	3,449,746
31	Ferrous Sulphate Dried Powder	Kg	73.26	20,512	18.81	4,139
32	Folic Acid	Kg	10.85	124,780	0.60	2,894
33	Flupentixol Di-HCL	Kg	-	-	0.23	39,791
34	Gliclazide BP.	Kg	304.74	1,308,495	280.19	1,948,189
35	Ketotifen Hydrozen Fumerate	Kg	7.86	1,018,292	2.08	241,142
36	Ketoprofen	Kg	-	-	0.07	484
37	Ketorolac Tromethamine	Kg	57.86	960,257	15.45	256,377
38	Losartan Potassium	Kg	26.38	150,782	32.50	145,814
39	Levofloxacin Hemihydrate	Kg	92.13	339,956	54.86	230,702
40	Metronidazole BP	Kg	552.25	619,557	498.76	598,452
41	Metronidazole Benzoate	Kg	194.91	234,181	219.37	276,117
42	Maganese Sulfate 1-Hydrate	Kg	15.22	5,018	0.28	78
43	Melitracen HCL	Kg	-	-	11.72	252,559
44	Metformin HCL	Kg	2,518.89	974,985	1,713.54	663,260
45	Montelukast Sodium	Kg	-	-	5.71	245,104
46	Mebendazole BP	Kg	-	-	3.07	6,844

47	Nicotinamide BP	Kg	3,693.69	1,852,666	2,498.78	1,865,514
48	Omeprazol Pellets	Kg	3,758.99	1,107,901	3,021.58	1,658,213
49	Potassium Iodide	Kg	25.61	251,119	1.30	13,647
50	Potassium Sulfate	Kg	25.58	14,941	13.88	8,419
51	Pantoprazole Sodium	Kg	1,224.57	7,219,263	1,097.28	7,981,242
52	Potassium Chloride	Kg	2,242.84	106,052	2,019.45	94,510
53	Paracetamol BP	Kg	2,422.68	946,819	1,687.15	695,747
54	Pyridoxine HCL	Kg	6,883.94	11,509,356	4,289.15	28,767,029
55	Riboflavin B2	Kg	200.04	1,060,188	8.47	47,332
56	Ranitidine Hydrochloride	Kg	-	-	1,000.00	1,036,560
57	Ribo - 5 – PO4 Sodium	Kg	57.81	529,886	4.40	40,475
58	Salbutamol Sulphate	Kg	31.57	293,024	4.61	40,553
59	Tiemonium Methyl Sulphate	Kg	43.17	436,333	48.96	494,838
60	Thiamine HCL	Kg	4,080.94	8,282,781	3,745.15	22,418,093
61	Tamsulosin Pellets	Kg	391.12	3,061,552	38.04	297,793
62	Vitamin A-Acetate	Kg	66.82	361,433	40.32	218,077
63	Vitamin -D3	Kg	1.13	4,777	0.56	3,005
64	Vitamin E-Acetate	Kg	286.44	572,018	24.53	45,556
65	Vitamin - B12 1%	Kg	688.56	1,889,981	259.18	1,169,892
66	Zinc Sulphate 1-Hydrate Powder	Kg	1,187.65	172,075	1,125.15	360,048
67	Vitamin - B12 100%	Kg	-	-	0.10	41,400
68	Zinc Sulphate Anhydrous	Kg	183.44	64,633	1.47	646
69	Cod Liver Oil	Kg	2,367.28	2,840,741	-	-
70	Fexofenadine com	Kg	59.18	591,821	-	-
71	Vitamin A Palmitate	Kg	17.75	275,197	-	-
72	Vitamin E Oily Liquid	Kg	56.43	208,782	-	-
73	Vitamin D3 Oily Liquid	Kg	5.92	41,427	-	-
74	Esomeprazole magnessium	Kg	591.82	3,361,899	-	-
75	Cefixime Trihydrate Compa	Kg	857.45	8,469,812	84.14	842,897
76	Cefixime Micronised	Kg	62.38	642,704	24.14	285,352
77	Cefuroxime Axetil	Kg	-	-	57.20	649,634
Sub - Total (A)				125,687,692	-	124,590,157

B. Stock of Packaging Materials

01	Alopin-5 Tablet P/F 196 mm	Kg	75.14	56,356	-	-
02	Azasil Tablet P/F 228 mm	Kg	133.56	100,172	28.50	21,374
03	Bactacef Cap.P/F 214 mm	Kg	303.84	227,881	303.10	227,325
04	Bactazim 200 Cap.P/F 214 mm	Kg	118.79	89,095	21.53	16,148
05	Bactazim 400 cap.p.foil 214mm	Kg	130.05	97,541	25.36	19,020
06	Baclax tab P.Foil 255 mm	Kg	42.82	32,115	26.20	19,650
07	Cefusil 250 tab.p.foil 228	Kg	74.74	56,052	14.88	11,160
08	Cefusil 500 tab.p.foil 228	Kg	94.87	71,153	6.50	4,875
09	Deslosil Tab.P/F 196 mm	Kg	39.72	29,787	8.50	6,375
10	Esonam-20 Cap.P/F-228 mm	Kg	194.23	145,675	111.02	83,265
11	Esonam-40 Cap.P/ F-228mm	Kg	109.59	82,194	285.80	214,350
12	Flutracen Tab.P/F 196 mm	Kg	164.18	123,133	295.45	221,588
13	KTM tab. P.foil 255 mm	Kg	74.31	55,733	17.50	13,125
14	Losart- P Tablet P/F 196 mm	Kg	64.47	48,353	18.13	13,601
15	Leosil Tablet P/F 214 mm	Kg	112.49	83,761	259.16	194,370
16	Mucin R Tab P/ Foil -228mm	Kg	706.22	529,664	1,026.58	769,935
17	Metfosil 500 Tab. P/F 214 mm	Kg	151.86	113,895	147.59	110,693

18	MetfossilXR-500 Tab P/Foil 214 mm	Kg	88.04	61,628	21.50	16,125
19	Metfossil 850 tab.p.foil 214 mm	Kg	50.41	37,806	19.90	14,925
20	Moneka 10 tab. p.foil 214 mm	Kg	117.93	88,450	97.69	73,268
21	Moneka 5 tab.p.foil 255 mm	Kg	129.40	97,049	180.59	135,443
22	Neurogin tab.p.foil 214 mm	Kg	174.08	130,562	11.00	8,250
23	Octafen Tab.P/Foil 196 mm	Kg	46.25	30,884	11.30	7,542
24	Peristal Tablet P/F 196 mm	Kg	145.90	109,426	34.00	25,500
25	Peplo-20 Cap.P/F-228mm	Kg	479.78	359,831	109.72	82,290
26	Panosa 20 Tab P/f 228mm	Kg	266.32	199,147	112.96	84,357
27	Panosa 40 Tab.P/F-228mm	Kg	178.71	134,031	41.65	31,237
28	Samprid Tablet P/F 196 mm	Kg	89.27	66,886	10.30	7,668
29	Silpol Tablet P/F 214 mm	Kg	184.33	138,249	26.00	19,500
30	Silflox Tablet P/F 214 mm	Kg	84.44	63,328	113.26	84,945
31	Silatrol Tablet.P/F 196 mm	Kg	245.49	184,117	614.12	460,590
32	Silmet Tablet P/F 214 mm	Kg	204.60	153,451	18.88	14,160
33	Salbusol Tablet. P/F 196 mm	Kg	47.67	33,371	108.60	76,020
34	Silcona-50 Cap. P/F 214 mm	Kg	110.28	82,707	216.78	162,585
35	Seofol Plus Cap.P/F 214 mm	Kg	120.39	90,293	221.00	165,750
36	Silben Tablet P/F 214 mm	Kg	86.27	64,704	-	-
37	Silfenac Tab. P.Foil 196 mm	Kg	201.06	150,795	416.48	312,339
38	Silcona-150 Cap P.Foil 214 mm	Kg	228.82	171,192	242.30	180,974
39	Silco Sealing.P.Foil 36 mm	Pcs	140,193.05	23,425	23,400.00	8,658
40	Silcal-500 Tab. P/F 214 mm	Kg	128.58	96,435	419.67	314,753
41	Sitova-10 tab. p.foil 255 mm	Kg	60.94	45,705	15.90	11,925
42	Sitova-20 tab. p.foil 196mm	Kg	33.58	25,184	8.20	6,150
43	Silgin tab. p.foil 196mm	Kg	61.55	46,163	13.00	9,750
44	Slona 0.5 Tab. P.Foil 196 mm	Kg	102.52	76,887	222.94	167,205
45	Silclog tab. P.Foil 228 mm	Kg	26.21	19,656	18.30	13,725
46	Silcal D tab.p.foil 214 mm	Kg	143.32	107,491	342.10	256,575
47	SRS Saline p.Foil	Kg	2,038.03	947,685	4,269.65	1,985,663
48	Tensin Tablet P/F 196 mm	Kg	82.72	61,890	16.30	12,144
49	Tifsi Tab. Printed Foil 196 mm	Kg	136.64	102,479	8.80	6,600
50	Taspia cap p.foil 228 mm	Kg	60.01	45,011	27.00	20,250
51	ZFC cap p.foil 214 mm	Kg	55.64	41,728	18.90	14,175
52	Alopin-5 Tablet Carton	Pcs	-	-	1,400.00	3,682
53	Azasil Tablet Carton	Pcs	122,847.04	172,709	0.95	29,260
54	Bactazim 200 Cap.carton	Pcs	63,798.56	160,783	15,000.00	39,000
55	Bactazim 400 cap. Carton	Pcs	16,911.94	52,213	4,550.00	13,105
56	Bactacef Capsule carton	Pcs	47,378.01	136,071	8,900.00	16,910
57	Baclax tab carton	Pcs	-	-	10,400.00	9,360
58	Cefusil 250 tab carton	Pcs	31,940.23	82,677	7,530.00	17,470
59	Cefusil 500 tab carton	Pcs	23,750.43	71,579	5,150.00	13,957
60	Deslosil Tab. Carton	Pcs	12,284.70	12,899	9,000.00	10,800
61	Esonam-20 Cap. Carton	Pcs	17,804.63	55,312	11,900.00	29,155
62	Esonam-40 Cap. Carton	Pcs	-	-	8,900.00	22,339
63	Flutracen Tab. Carton	Pcs	-	-	14,900.00	17,880
64	KTM tab.carton	Pcs	1,572.44	1,578	9,250.00	7,863
65	Losart-P Tablet.carton	Pcs	-	-	2,550.00	4,386
66	Leosil Tablet Carton	Pcs	37,558.44	57,008	17,322.00	19,054
67	Mucin -R Tablet.Carton	Pcs	33,877.12	61,241	17,295.00	31,996
68	Metfossil 500 Tab.Carton	Pcs	18,140.41	56,601	5,540.00	19,944

69	Metfossil XR- 500 Tab Carton	Pcs	46,886.62	117,217	11,450.00	28,625
70	Metfossil 850 tab.carton	Pcs	5,057.20	9,154	3,000.00	6,750
71	Moneka 10 tab. carton	Pcs	47,500.86	61,581	5,100.00	5,610
72	Moneka 5 tab.carton	Pcs	44,294.55	46,116	10,400.00	9,360
73	Neurogin tab. Cont. Set White	Pcs	40,949.01	161,749	22,600.00	89,270
74	Neurogin tab.carton	Pcs	30,875.56	64,555	5,400.00	11,934
75	Octafen Tab. Carton	Pcs	44,163.51	70,370	10,785.00	17,148
76	Peristal Tab. Carton	Pcs	111,053.73	188,096	7,250.00	12,325
77	Paplo-20 Cap Carton	Pcs	41,767.99	167,072	-	-
78	Panosa 20 Tab. Carton	Pcs	32,963.96	83,441	5,500.00	13,035
79	Panosa 40 Tab. Carton	Pcs	32,144.98	67,787	7,450.00	14,751
80	Samprid Tab. Carton	Pcs	-	-	2,200.00	4,400
81	Silpol Tablet Carton	Pcs	-	-	3,080.00	10,996
82	Silflox Tab.Carton	Pcs	25,928.92	38,602	8,700.00	11,310
83	Silatrol Tablet.Carton	Pcs	33,782.94	56,022	1,600.00	2,720
84	Silmet Tablet Carton	Pcs	15,560.63	49,688	4,200.00	12,012
85	Salbusol Tablet.Carton	Pcs	15,765.37	33,709	2,950.00	5,310
86	Silcona-50 Cap.Carton	Pcs	31,141.73	77,425	3,930.00	9,432
87	Seofol Plus Cap. Carton	Pcs	2,088.40	5,508	3,280.00	6,626
88	Silben Tablet Caton (B)	Pcs	40,949.01	51,186	54,825.16	350,333
89	Silfenac Tab.Carton	Pcs	14,303.49	23,683	16,952.15	28,819
90	Silcal-500 Tab Carton	Pcs	44,839.17	101,282	49,259.14	81,770
91	Silcal-D Container Set Blue	Pcs	81,898.03	323,497	95,218.03	376,111
92	Silcona-150 cap.carton	Pcs	28,869.06	68,939	31,258.15	71,581
93	Sitova-10 tab. carton	Pcs	51,382.82	55,512	58,024.53	75,432
94	Sitova-20 tab. carton	Pcs	25,388.39	31,409	30,158.00	41,920
95	Silgin tab. carton	Pcs	9,008.78	14,171	12,659.00	18,989
96	Slona 0.5 Tab. Carton	Pcs	15,847.27	26,349	18,459.00	28,242
97	Silclog tab. Carton	Pcs	3,685.41	5,480	2,100.00	5,985
98	SRS Saline Carton	Pcs	-	-	17,200.00	42,140
99	Silcal D tab. Carton	Pcs	24,401.52	43,818	27,539.00	49,295
100	Tensin -50 Tablet.Carton	Pcs	9,541.12	18,026	650.00	1,177
101	Tifsi Tab. Carton	Pcs	13,103.68	36,131	19,852.00	43,674
102	Taspia cap carton	Pcs	-	-	1,500.00	4,875
103	Viton-B Tablet carton	Pcs	50,891.44	57,294	55,980.58	53,182
104	Viton -M Tablet carton	Pcs	28,058.26	30,774	30,864.09	29,938
105	Viton EC Tab. Carton	Pcs	31,326.00	39,054	34,458.60	41,350
106	Viton- Z Tab. Carton	Pcs	32,570.85	37,011	35,827.93	35,828
107	ZFC cap carton	Pcs	13,464.04	35,101	14,810.44	34,212
108	Neurogin tab. Label	Pcs	116,033.13	47,774	127,636.44	45,949
109	Silcal -D Tablet Label	Pcs	68,794.34	25,454	75,782.11	27,282
110	Viton -B Tablet.Label	Pcs	71,578.88	15,018	78,736.76	15,747
111	Viton -M Tablet.Label	Pcs	146,192.08	34,215	160,811.28	35,378
112	Viton-Z Tab. Label	Pcs	100,325.09	20,065	110,357.59	22,072
113	Viton EC Tablet Label	Pcs	53,233.72	18,374	58,557.09	14,639
114	Silica Gel	Pcs	178,267.44	85,570	196,094.18	100,008
115	Alu Alu Foil 214 mm	Kg	2,743.99	1,174,537	3,638.36	1,557,365
116	Alu Alu Foil 228 mm	Kg	7,194.72	2,200,342	7,914.19	3,347,704
117	Alu Alu Foil 255 mm	Kg	806.74	390,862	887.41	396,584
118	PVC Foil 196 mm	Kg	549.13	104,155	703.75	133,713
119	PVC Foil 214 mm	Kg	1,648.81	313,274	1,813.69	344,602

120	PVC Foil 255 mm	Kg	399.66	75,936	449.63	85,429
121	PVDC Foil 214 mm white	Kg	962.36	229,016	1,591.45	397,864
Sub - Total (B)				13,982,278		15,254,852

C. Work in Process				18,267,899		15,976,506
---------------------------	--	--	--	-------------------	--	-------------------

D. Stock of Finished Goods

01	Antismin Syrup	Phl	-	-	208.00	3,407
02	Azasil D/S 35 ml	Phl	331,892.38	32,439,161	-	-
03	Azasil Tab 500 mg New	Box	8,731.45	1,378,608	-	-
04	Baclax 10 Tablet	Box	6.42	1,158	407.00	73,443
05	Bactacef D/SD/S100	Phl	-	-	1,589.00	143,375
06	Bactazim Cap-200	Box	-	-	3,060.00	1,288,413
07	Bactazim Cap-400	Box	-	-	88,870.00	26,727,653
08	Bactazim D/S	Phl	-	-	111,075.00	16,285,817
09	Cefusil 250 mg Tab	Box	36,534.91	12,361,587	38,420.76	12,999,663
10	Deslosil Tab.	Box	355,451.99	33,405,378	-	-
11	Erosil D/S 100ml	Phl	308,888.79	13,933,973	278,965.59	12,584,138
12	Esonam -20 Cap New	Box	80,206.76	21,710,366	-	-
13	Esonam -40 Cap New	Box	-	-	3,337.00	1,354,889
14	Flutracin Tab	Box	15,368.98	5,777,814	-	-
15	KTM-10	Box	29,625.52	6,682,332	-	-
16	Losart-P Tab	Box	-	-	6,548.00	3,938,622
17	Moneka-5 Tab	Box	2,928.07	528,370	3,391.91	612,070
18	Moneka-10 Tab	Box	8,674.59	1,565,329	12,012.28	2,167,616
19	Mucin R Tab	Box	274,211.59	41,235,939	-	-
20	Panosa -40 Tab NR	Box	281.50	74,080	-	-
21	Paristal Tab	Box	19,924.04	2,996,177	-	-
22	Salbusol Syrup	Phl	424,090.21	7,285,870	-	-
23	Salbusol-2 Tab	Box	610,766.74	11,940,490	-	-
24	Silcal -D Tab Boxes	Box	6,488.23	1,219,594	-	-
25	Silcona-50 Cap	Box	22,771.47	2,739,408	16,266.00	1,956,800
26	Silfanac Tab	Box	1,008.69	303,364	-	-
27	Silflox Tab	Box	-	-	205,987.00	65,048,635
28	Silgin Tab New	Box	13,651.75	2,566,120	-	-
29	Silpol Sus 100 ml New	Phl	2,120.51	50,659	-	-
30	Silpol Sus 60 ml	Phl	69,941.95	1,085,499	-	-
31	Slona Tab	Box	-	-	126,985.00	38,190,739
32	Viton Syrup 200 ml	Phl	29,207.75	1,361,665	-	-
33	Viton B Tab	Phl	-	-	103,473.00	2,427,477
34	Viton M Tab	Phl	24,776.20	1,005,914	-	-
35	Zink Ag Syrup	Phl	621.88	24,315	-	-
Sub - Total (D)				203,673,169		185,802,756

E. Stock of Store Items				3,135,954		2,931,688
--------------------------------	--	--	--	------------------	--	------------------

Grand Total (A+B+C+D+E)				364,746,993		344,555,959
--------------------------------	--	--	--	--------------------	--	--------------------

Annexure-02

SL No.	Party Name	Address	Balance as at 30.06.2017	Sales from 01.07.2017 to 28.09.2017	Subsequent realization from 01.07.2017 to 28.09.2017	Balance as at 28.09.2017
1	Ramedi Canter	Amborkhana, Sylhet.	104,697	140,000	166,138	78,559
2	Rinku Pharmacy	Amborkhana	131,579	125,169	176,631	80,117
3	Kawsar Pharmacy-2	Kamal Bazar, Sylhet	109,636	126,723	163,027	73,331
4	Datta Medical Hall	Station Road	105,616	148,352	177,130	76,838
5	Nazrul Pharmacy and Surgical	Medical Road	132,734	152,198	227,531	57,401
6	Suchana Pharmacy	Raj Nagar	108,256	191,816	235,597	64,475
7	Ureka Medical Hall	Moulvi Bazar	106,121	205,708	252,583	59,247
8	Ayon Pharmacy-1	Kulaura	120,327	136,526	214,439	42,414
9	Azgar Pharmacy-7	Fultola.	104,288	202,106	263,419	42,975
10	Redoyna Pharmacy	Juri	131,065	218,505	109,082	240,489
11	Borshon Pharmacy	Magura	100,270	234,904	103,989	231,185
12	Noor Pharmacy	Dakshin Bag	106,895	251,303	108,372	249,826
13	New Model Pharmacy3	Collage Road Barlakha.	109,312	267,702	85,579	291,435
14	Dr.Aftab Uddin (Moyna)	Shantigonj Bazar	114,191	284,101	92,745	305,547
15	S.R Drug	Hospital Gate, Borlekha	102,777	202,112	85,249	219,640
16	Ma Pharmacy	Badaghat Bazar	100,992	218,511	100,803	218,701
17	Raju Medical Hall	Mainpir Road, Sylhet	101,584	234,910	101,686	234,808
18	Mukta Pharmacy	Shahi Eidgah, Sylhet	100,068	119,646	110,470	109,244
19	United Poly Clinic	Zindabazar, Sylhet	114,164	132,761	118,879	128,046
20	Sarif Medical Hall	Badaghat Bazar	135,522	148,504	127,307	156,719
21	Munni Pharmacy-4	Ampara Bazar	112,921	162,495	121,112	154,304
22	Janata Pharmacy-4	Anowar Pur	107,339	134,208	125,047	116,500
23	Sefway Hospital	Jawtala	105,475	152,660	124,431	133,705
24	Rahat Pharmacy-B	Hotel Road, Badaghat	110,530	96,364	124,618	82,276
25	Sumon Pharmacy-6	Biswambarpur	104,124	192,816	126,865	170,075
26	Nasima Pharmacy-2	Karenter Bazar	100,185	171,881	141,643	130,423
27	Talukdar Pharmacy-2	Anwarpur Bazar	102,570	162,397	111,349	153,617
28	Romendro Medical Hall	Polash Bazar, Bishambarpur	117,018	159,192	114,690	161,520
29	Ma Primary Medical Hall	Badertake Bazar	138,910	158,307	102,286	194,931
30	Pharmacy-1	Chowhatta, Sylhet	101,016	173,756	106,868	167,904
31	N. Islam Pharmacy	Kuarpar, Sylhet.	101,855	178,262	111,739	168,377
32	Babul Drug House	Lamabazar, Sylhet	110,022	182,768	92,554	200,236
33	Bengol Pharmacy	Taltola, Sylhet	122,854	187,274	85,209	224,919
34	Fatema Medical Center	Tarapur, Sylhet	104,114	191,780	100,487	195,407
35	Faysal Pharmacy-1	J.R.R.M.C.T Tarapur	110,226	196,286	91,823	214,688
36	Fiza Pharmacy	JRRMCH- Road, Tarapur	115,146	200,792	101,113	214,825
37	Medicine Corner1	Modina Market	103,636	205,298	92,084	216,850
38	Hamza Pharmacy.	J.R.R.M.C.H, Tarapur	101,837	209,804	85,878	225,763
39	Rahul & Brothers Pharmacy	Rasulgonj	100,532	214,310	90,695	224,148
40	Dipali Pharmacy	Sonapur Bazar, Nobigonj	112,981	218,817	98,594	233,204
41	Dipaly Pharmacy	Alimpur-Sonatula	134,118	223,323	97,253	260,189

42	Jony Pharmacy	Nobigonj	110,832	227,829	85,791	252,869
43	Mazumder Pharmacy-2	Akhalia, Sylhet.	106,227	232,335	97,292	241,270
44	Rokeya Medical Hall	Tukerbazar, Sylhet	118,617	236,841	98,438	257,019
45	Medicine Corner1	Modina Market	107,654	241,347	98,054	250,947
46	Maya Pharmacy.-	Tuker Bazar	101,415	245,853	102,478	244,790
47	MAYA PHARMACY	TUKER BAZAR	113,973	250,359	126,289	238,043
48	Adhunik Medicine Centre	Tehmukhi	135,296	254,865	91,635	298,526
49	Hamza Pharmacy.	J.R.R.M.C.H, Tarapur	111,805	259,371	91,698	279,478
50	Janani Pharmacy-4	Derai	107,160	263,878	99,265	271,773
51	Rupali Pharmacy	Hospital Road, Derai	105,299	268,384	86,767	286,915
52	Bijoy Phramacy-1	Jogdol Bazar	110,346	272,890	86,411	296,825
53	Bindu Pharmacy & Drug House	Syamar Char	103,951	277,396	90,527	290,820
54	Kazi Abu Taleb Pharmacy	Batipara Bazar.	100,019	281,902	92,011	289,910
55	Kazi Abu Taleb Pharmacy-8	Batipara	102,399	286,408	102,521	286,286
56	Nusrat Pharmacy-3	Tarapasha.	116,823	290,914	87,698	320,039
57	Dr. Nurul Hoque-3	Birgaw Bazar	138,678	295,420	91,068	343,030
58	Srima Pharmacy3	Derai	100,848	205,759	96,870	209,737
59	Satyajit Pharmacy	Shalla	101,685	136,577	94,550	143,711
60	R.N Pharmacy	Shalla	109,839	202,157	92,784	219,212
61	Dhrubo Medical Hall	Vom Vomi Bazar	107,932	218,556	95,654	230,833
62	Gazi Medical Hall	Patharia	106,301	234,955	103,627	237,629
63	Rasal Pharmacy	Ambari Bazar	100,140	251,354	90,178	261,316
64	Lokhnath Pharmacy	Waizkhali	112,540	267,753	96,087	284,206
65	M/s Sahara Pharmacy	Station Road.Sunamgonj.	109,548	284,152	102,383	291,317
66	Ambika Pharmacy	Pataria	111,315	202,163	106,414	207,065
67	A. Aziz Medical Store	Khadimnagar, Sylhet.	108,958	218,562	109,812	217,708
68	Jo Pharmacy	Pirebazar , Sylhet	107,489	234,961	139,511	202,939
69	S.M. Pharmacy	Shibgonj, Sylhet	136,935	119,697	99,104	157,527
70	Mrs. Sufi Pharmacy	Uposhoshor, Sylhet	114,098	132,812	113,802	133,109
71	Minhaz Pharmacy	Uposhoshor, Sylhet	101,063	148,555	127,210	122,408
72	Nahar	Tila Ghar	121,108	162,546	90,304	193,350
73	Swsta Pharmacy	Hamid Nogor	109,915	134,259	89,043	155,131
74	Masum pharmacy1	Putijuri Bazar	108,433	152,711	87,707	173,437
75	N.M Company	Notun Bazar	138,137	96,415	87,148	147,404
76	M/S Central Pharmacy	Bahubol Hospital	115,100	192,867	101,772	206,195
77	General Pharmacy	Hospital Gate	104,494	171,932	116,660	159,765
78	Shihab Pharmcy	BAHUBOL	124,330	162,448	92,194	194,584
79	Abid Pharmacy	Hospital Gate	122,171	159,243	91,415	190,000
80	Popy Pharmacy-1	New Market, Khadimpur	112,663	140,710	89,505	163,868
81	Omit Medicine Center	Tajpur	120,606	136,777	100,363	157,020
82	Modern Medical Center	Syedpur Bazar	116,044	132,845	92,966	155,923
83	Sumon Pharmacy-1	Goalabazar	112,628	128,913	101,511	140,030
84	D. N Medical Center	Kalaray Bazar	118,806	134,270	103,476	149,600
85	Shajalal Pharmacy	Omarpur Bazar	135,541	152,722	103,066	185,198
86	Uzzal Pharmacy	Guala Bazar	141,591	96,426	110,648	127,369
87	Shabita Clinic	Shadipur Bazar	117,006	192,878	121,384	188,501
88	Nazbeen Pharmacy	Maamanssion	110,271	171,943	102,713	179,500
89	Chadshi Pharmacy-	Doyamir Bazar	100,734	162,459	128,259	134,934
90	Rahmania Pharmac.	Balagonj Bazar	117,978	101,388	118,337	101,029
91	Maya Drug House	Goala Bazar.	104,499	134,277	148,946	89,831
92	Chandsi Pharmacy	Dayamir Bazar	125,225	152,729	121,056	156,898

93	Moury Pharmacy	Goala Bazer	113,967	96,433	123,631	86,769
94	Shahjalal Drug House	Kalaray	109,280	192,885	117,856	184,309
95	Ali Medical Hall.	Tajpur	126,103	171,950	111,599	186,454
96	Janani Pharmacy - 2	Hazipur Bazar	100,461	162,466	128,479	134,448
97	Rafi Medicine Center	Hazi Market, Goala Bazar	100,326	159,261	133,022	126,565
98	Shanta & Pranta Pharmacy	Omerpur Gate	110,359	140,728	124,093	126,993
99	M/S Loknath Pharmacy	Goala Bazar	161,377	136,795	123,586	174,586
100	Nazma Pharmacy	Dayamir Bazar	103,137	132,863	126,863	109,138
101	Al-Amin Pharmacy	Chatol Par Bazar	172,755	128,931	99,690	201,996
102	Saidul Pharmacy	Goala Bazar	166,221	134,288	115,311	185,198
103	NAG Pharmacy	Tajpur Bazar	161,327	152,740	108,347	205,721
104	Ahmed Pharmacy	Sherpur Bazar	170,176	96,444	86,690	179,931
105	Rifat Medical Hall	Goala Bazar	194,148	192,896	99,980	287,064
106	Jahida Medical Hall	Tajpur	108,877	171,961	100,099	180,739
107	Loknath Pharmacy	Guala Bazar	118,554	162,477	106,802	174,229
108	Ray Pharmacy	Shadipur Bazar	202,813	101,406	101,076	203,143
109	L. B Pharmacy	Thana Road, Hobigonj	123,635	142,283	91,558	174,361
110	Modok Pharmacy	Commercial Area, Hobigonj	102,235	141,930	87,897	156,268
111	Ma Pharmacy-31	Fakirerbazar	117,774	141,577	101,000	158,351
112	Sandhani	Jalalabad Ragib Rabeya Medical College	116,287	141,223	97,311	160,199
113	Dotto Pharmacy	Station Road, Sylhet	100,690	140,870	87,091	154,469
114	Hafiz Pharmacy-1	Station Road, Sylhet	102,447	120,317	93,612	129,151
115	Jalalabad Drug House	Station Road, Sylhet	119,983	119,963	99,808	140,138
116	Mamun Medical Hall	Station Road, Sylhet	108,927	119,610	92,986	135,550
117	S.S. Drug	Station Road, Sylhet	129,604	119,256	91,385	157,476
118	Shama Pharmacy	Station Road, Sylhet	101,603	118,903	92,904	127,602
119	Tasmia Medical	Station Road, Sylhet	107,246	118,550	85,139	140,657
120	Popular Pharmacy-	Station Road, Sylhet	129,990	118,196	85,287	162,900
121	Royal Medical Center	Station Road, Sylhet	110,488	117,843	89,200	139,130
122	Nazrul Pharmacy-1	Station Road, Sylhet	110,515	137,689	97,617	150,588
123	Jalalabad Pharmacy-2	Station Road, Sylhet	114,997	137,336	95,270	157,063
124	Anjoli Medical Carner	Station Road, Sylhet	179,371	136,983	100,075	216,279
125	J.B Pharmacy	Jalalpur	116,026	136,629	102,982	149,674
126	Sanam Medical hall	Jalalpur	116,817	136,276	111,052	142,041
127	Shahjalal Medical Hall-009	Bangobir road, Sylhet	112,012	135,923	85,008	162,927
128	Saleh Medicin Corner	Jalalpur Bazar	129,256	135,569	113,665	151,160
129	Saimon Camist	Station Road	102,973	135,216	86,512	151,676
130	New Sri Krisno Pharmacy		101,631	134,862	101,410	135,084
131	Mitali Pharmacy	Station Road	102,834	134,509	92,028	145,315
132	Puja Pharmacy	Shenar Bazar, Lala Bazar	113,118	134,156	90,415	156,858
133	Hossain Pharmacy	Station Road	165,412	133,802	86,031	213,183
134	Jami Medical Hall	Lala Bazar Road	105,716	133,449	90,798	148,366
135	Rubel Drug House	Station Road	145,201	133,095	99,117	179,179
136	Dutta Pharmacy	Station Road	139,709	132,742	91,951	180,500
137	Bina Pharmacy	Bonggobir Road	135,596	132,389	98,774	169,211
138	Ma Medical Hall	Station Road, Sylhet.	143,033	132,035	85,292	189,777
139	Tuli Medical Hall	Station Road, Sylhet.	163,181	131,682	93,695	201,168
140	Green Pharmacy	Jalalpur	121,518	131,328	89,602	163,244

141	Ratna Pharmacy	Station Road	207,884	130,975	110,936	227,922
142	Al- Amin Pharmacy-4	Dharan Bazar	126,726	130,622	116,061	141,287
143	Sonia Pharmacy-1	Jawabazar	140,867	130,268	115,134	156,001
144	Joy Medical Complex	Dularbazar	120,718	129,915	87,839	162,794
145	Sadia Pharmacy-2	Gobindogonj	102,429	129,562	116,750	115,241
146	Care Pharmacy-2	Gobindogonj	119,194	129,208	85,984	162,419
147	Islamia Pharmacy-3	Jawa Bazar	100,152	128,855	88,875	140,132
148	Musha Pharmacy.	Kaitak	104,066	128,501	105,987	126,580
149	Shita Pharmacy.	Kumar Gaw	119,197	128,148	106,790	140,555
150	Probal Pharmacy.	Pirpur Bazar	100,577	127,795	99,225	129,146
151	Mai-Muna Pharmacy	Dharon	109,259	127,441	115,065	121,635
152	Proval Pharmacy	Pirpur	121,276	127,088	100,980	147,384
153	Reza Pharmacy-	Koitok	142,036	126,734	88,201	180,570
154	Shamim Pharmacy-	Koitok	100,552	126,381	96,839	130,094
155	Ma-Mahi Pharmacy	Kamargaw	128,948	126,028	89,832	165,143
156	Kibria Pharmacy	Fatah Pur Bazar	153,426	125,674	96,781	182,319
157	Jononi Pharmacy	Khasgaw Bazar.	120,278	125,321	98,524	147,076
158	Sumia Pharmacy.	Jawa Bazar.	118,293	124,968	98,339	144,921
159	Momen Pharmacy.	Zawa Bazar.	126,958	124,614	105,749	145,823
160	Tamanna Pharmacy 2	Dwara	109,259	124,261	98,166	135,354
161	S.A pharmacy-11	Asham Bazar	133,240	123,907	106,859	150,288
162	Hoque Pharmacy--1	Dharon	113,250	123,554	108,834	127,969
163	Sami Pharmacy-99	Koitak	113,278	123,201	108,385	128,094
164	Janoni Pharmacy	Lamakazi	117,872	122,847	116,095	124,624
165	Seba Pharmacy	Chikar Kandi, Jaowa	117,668	122,494	104,485	135,677
166	M.R Pharmacy	Laxmansoom, Jawa	118,927	122,140	107,932	133,135
167	Jalal Pharmacy-3	Golapgonj	117,842	121,787	109,929	129,700
168	Razzak Pharmacy	Hatimgonj	112,996	121,434	110,355	124,074
169	Shek Pharmacy	Golupgonj	130,391	121,080	113,714	137,757
170	Shahjahan Medical Hall-2	Golapgonj	103,877	120,727	120,300	104,304
171	Janata Pharmacy-5	Razagonj	125,029	120,374	118,781	126,621
172	Al- Motin Pharmacy	Bhadeswar	126,509	120,020	123,668	122,861
173	Rima Pharmacy	Mirgonj	120,886	119,667	126,560	113,993
174	The Ma- Pharmacy	Ranaping	139,160	119,313	128,403	130,070
175	Shahed Madicel Holl	Hatimgonj	166,864	118,960	145,396	140,428
176	Rubal Pharmacy	Badla Bazar	106,644	118,607	138,402	86,849
177	Rashed Pharmacy	Rakhal Gonj Bazar	178,629	118,253	125,770	171,113
178	Suma Pharmacy-1	Mirgonj	171,872	117,900	125,914	163,858
179	M/S Usman Pharmacy	Badeshar,	166,812	117,546	124,875	159,484
180	NATIONAL PHARMACY-3	ASIRKAL	175,962	117,193	129,987	163,169
181	SAYED PHARMACY-02	Heatimgonj	200,749	116,840	145,113	172,475
182	GOLAPGONJ PHARMACY	GOLAPGONJ	112,579	140,181	137,820	114,940
183	ISLAM PHARMACY-01	Konarchor Bazar	122,585	25,350	101,625	46,309
184	Pumima Pharmacy	Tikorpara	150,990	26,904	103,690	74,204
185	Rima medico	Asirkal bazar	127,839	148,533	107,796	168,576
186	Sheba Pharmacy-	Purokaisto Bazar	142,104	152,379	118,855	175,627
187	T/S Medicin Corner	Daudpur, Chowdhury Bazar	121,778	191,997	120,607	193,169
188	Bima Medico	Ashirgonj	120,241	205,889	122,705	203,425
189	Alam Pharmacy.	Dhakadakkin	101,032	136,707	129,265	108,473
190	Nahiun Pharmacy	Lokkipasha....	104,980	202,287	104,012	203,256
191	M/S SAMIA PHARMACY	PACH MAIL BAZAR	120,243	218,686	108,632	230,298
192	Mizan Pharmacy01	Porgona bazar(North)	101,460	235,085	116,012	220,534
193	Mohammedia Pharmacy2	Rakalgong Bazar	110,218	251,484	93,527	268,175

194	Hasid Pharmacy	Talbari	122,341	267,883	90,842	299,383
195	Jema Camist	Baitikor	143,283	284,282	93,535	334,030
196	Al Sami Pharmacy	hatimgonj, Sylhet	101,435	202,293	86,010	217,719
197	Kadir And Brothers	Palbari	130,080	218,692	110,387	238,385
198	Tania Pharmacy-90	Hatimgonj.	154,773	235,091	94,785	295,079
199	Mustak Pharmacy-90	Amura Bazar, Golapgonj.	121,334	119,827	101,105	140,057
200	Bangladesh Pharmacy-80	Golapgonj.	119,332	132,942	95,983	156,291
201	Sayed Pharmacy-10	Hetimgonj, Sylhet	128,073	148,685	95,847	180,911
202	Naymul Pharmacy	Golapgonj	110,218	162,676	93,584	179,311
203	Bandhan Pharmacy-1	Ratangonj, Zakigonj	134,410	134,389	89,472	179,327
204	Emon Pharmacy-2	Atgram, Zakigonj	114,244	152,841	88,716	178,369
205	B.W.M.C	Atgram	114,273	96,545	101,528	109,290
206	Shifa Medical Hall	Saraker Bazar	118,907	192,997	93,294	218,610
207	Nazma Pharmacy-2	Kaligonj	185,470	172,062	89,170	268,361
208	Hazi Pharmacy	Kaligonj	119,971	162,578	89,943	192,606
209	Morium Pharmacy.	Shorkar Bazar	120,788	159,373	91,820	188,342
210	Rahi Pharmacy.	Gater Bazar.	115,821	158,488	89,721	184,587
211	Khan Pharmacy	Baburbazar.	133,651	173,937	91,632	215,955
212	Haque Pharmacy	Shahgoli Bazar.	106,474	178,443	86,850	198,066
213	Biplob Pharmacy.	Babur Bazar.	128,154	182,949	86,030	225,074
214	Desh Pharmacy	Sonashor.	129,671	187,455	85,404	231,722
215	Osim Pharmacy	Sonarshar	123,908	191,961	90,040	225,829
216	Al Amin Pharmacy 1	Sarifgonj	142,639	196,467	88,709	250,397
217	Hira Pharmacy-05	Zokigonj	171,036	200,973	90,687	281,322
218	Idris Pharmacy	Shahgoli	109,310	205,479	85,716	229,074
219	Bibrato Pharmacy	Babur Bazar	183,095	209,985	85,300	307,780
220	Shibul Pharmacy	Zokigonj	176,169	214,491	88,799	301,862
221	Islam Pharmacy-30	Shahjalal Bazar	170,983	218,998	90,885	299,096
222	Jonosheba Pharmacy-8	Shagaly	180,362	223,504	90,358	313,507
223	Kushiara Pharmacy-90	Jokigonj.	205,767	228,010	87,078	346,699
224	Joyguru Pharmacy-10	Ratan Gonj	115,393	232,516	89,099	258,810
225	Rahmania Pharmacy	Sorker Bazar	125,650	237,022	109,132	253,539
226	Confidence Medical Hall	Kaligonj Bazar	214,952	241,528	110,197	346,283
227	Anjum Pharmacy	Rotongonj Bazar	131,035	246,034	93,332	283,737
228	Hannan Pharmacy	Union Office Bazar, Zokigonj	145,656	250,540	106,533	289,664
229	Abid Pharmacy	kaligonj	124,823	255,046	111,766	268,103
230	Ma-Moni Pharmacy	Kaligonj	109,310	259,552	140,629	228,234
231	Shipu Pharmacy	Kaligonj	123,247	264,059	115,073	272,233
232	Kaher Pharmacy.	Soroker Bazar	101,587	268,565	112,200	257,952
233	Puja Pharmacy	Kaligonj	105,557	273,071	88,390	290,238
234	M/S Subhania Pharmacy	Kaligonj	120,905	277,577	87,365	311,117
235	Doctors Corner	Kaligonj Bazar	102,018	282,083	100,625	283,476
236	Ma Pharmacy	Kaligonj	110,824	286,589	98,605	298,808
237	Pritiraj	Shonashar	123,014	291,095	104,888	309,221
238	Maha And Romi	Soroker Bazar	144,071	295,601	96,605	343,068
239	London Pharmacy	Amborkhana, Sylhet.	101,993	205,940	103,483	204,451
240	Uposhom Pharmacy	Amborkhana, Sylhet	130,795	136,758	98,832	168,721
241	Al-Amin Pharmacy	Amborkhana, Sylhet	155,624	202,338	119,329	238,634
242	Chowdhury Drug House	Amborkhana, Sylhet	122,002	218,737	112,472	228,267
243	Surma Drug House	Amborkhana, Sylhet	119,988	235,136	111,334	243,790
244	Life Care Clinic	Amborkhana, Sylhet	128,777	251,535	89,448	290,864
245	kollol Pharmacy	Amborkhana, Sylhet	110,824	267,934	93,029	285,729

246	L.A-Pharmacy	Chowhatta, Sylhet.	110,822	284,333	104,352	290,803
247	Al- Mahmud Pharmacy	Dorgahgate, Sylhet.	117,129	202,344	126,702	192,772
248	Bari Medical clinic	Housing Estate, Sylhet.	152,922	218,743	128,444	243,221
249	Sultana Medical Hall-2	Tilagaon Bazar	122,970	235,142	108,440	249,672
250	Abdullah Pharmacy	Amtola bazar	116,361	119,878	104,653	131,586
251	Health Care Pharmacy-89	Amjhu Pur Bazar.	111,575	132,993	111,845	132,724
252	Saleyha Pharmacy-8	Chowdhury Bazar	128,752	148,736	87,213	190,274
253	S.S Madical Hall	Robir Bazar	102,571	162,727	90,320	174,978
254	Usmani Pharmacy	Bramman Bazar	123,457	134,440	87,994	169,903
255	The Prime Pharmacy	Nutan Bazar	124,918	152,892	108,382	169,429
256	Shahjalal Pharmacy	Tilagaon Bazar	119,366	96,596	93,690	122,272
257	Sahi Pharmacy	Robir Bazar	137,410	193,048	90,906	239,552
258	Roy Pharmacy-9	Old Hospital Road, Hobigonj	164,766	172,113	86,384	250,495
259	Brothers Pharmacy-1	Madhabpur, Hobigonj	105,303	162,629	86,838	181,094
260	Uzzal Pharmacy	Post Office Road, Hobigonj	176,383	159,424	88,042	247,765
261	Life Care Pharmacy	C/A, Hobigonj	169,711	140,891	102,050	208,552
262	Swarna Pharmacy-3	Madhabpur	164,715	136,958	100,704	200,970
263	Janasheba Pharmacy- 28	Madhabpur, Hobigonj	173,750	133,026	99,592	207,185
264	N.C Medicine Center	Madhabpur	198,225	129,094	98,217	229,101
265	Padma Pharmacy-2	Madhabpur	111,163	134,451	98,050	147,564
266	Janak Pharmacy	Khuaimukh, Hobigonj	121,044	152,903	85,932	188,015
267	Shib Chandi Pharmacy	Baniachong Road, Hobigonj	207,072	96,607	86,705	216,974
268	Bahora Pharmacy	Habigonj	126,232	193,059	87,137	232,153
269	Janani Pharmacy-15	Farm Bazar, Nabigonj	137,648	172,124	89,295	220,476
270	Jalal Drug House	Khoy Mok Road, Hobigonj	117,960	162,640	109,931	170,669
271	Durga Pharmacy	Khoy Muk, Hobigonj	105,863	101,569	94,972	112,460
272	Anik Pharmacy-20	Chowdhury Bazar, Hobigonj	102,029	134,458	86,344	150,144
273	Dr. Rosomoy Das	AguaBazar Baniachong	116,471	152,910	85,379	184,002
274	Jenith Madical Hall	Habigonj	101,688	96,614	88,276	110,026
275	M.R. Pharmacy	Tana Rood. Hobigonj	116,473	193,066	97,256	212,283
276	Tayef pharmacy	5.6.No Bazar Baniachong	106,762	172,131	99,259	179,634
277	Sadia Medical Hall	Ratna Bazar Baniachong	118,505	162,647	94,249	186,903
278	Shohid Medical Hall	Josserabda Hobigonj	138,790	159,442	87,514	210,719
279	Aushodghar	Hobigonj	126,001	140,909	87,891	179,018
280	Srima Pharmacy	Hobigonj	149,920	136,976	96,146	190,750
281	Jononi Pharmacy	Baniachong.	117,530	133,044	90,523	160,051
282	Centrel Pharmacy.	Hobigonj.	115,590	129,112	100,277	144,424
283	Durga Pharmacy.	Chowdhury Bazar, Hobigonj	124,057	134,469	86,797	171,729
284	Universel Pharmacy	Tawon Hall Raod, Hobigonj	106,762	152,921	93,949	165,734
285	M/s Ahsan Pharmacy	Shamoly, Hobigonj	132,720	96,625	100,267	129,077
286	M/S Jalal Drug House	Chowdhury Bazar, Hobigonj.	112,808	193,077	104,810	201,075
287	Don Pharmacy-10	Hobigonj.	112,836	172,142	126,969	158,009

288	Oriental Medico	Hobigonj.	117,412	162,658	110,853	169,217
289	Central Hospital	Hobigonj	183,138	101,587	116,471	168,254
290	Apu Pharmacy	Kodomtoli, Sylhet	118,463	142,464	120,194	140,733
291	Swasti Pharmacy	Medical Road, Sylhet	119,270	142,111	131,389	129,992
292	Pulse Pharmacy	Medical Road, Sylhet	114,365	141,758	127,832	128,290
293	Shahed Drug	Station Road, Sylhet	131,970	141,404	108,186	165,189
294	Shapla Pharmacy-23	Medical Road, Sylhet	105,135	141,051	114,034	132,152
295	Ma Pharmacy-5	Kajal Sha	126,543	120,498	117,496	129,545
296	Saniat Medical Hall	Kajalsha	128,041	120,144	86,025	162,160
297	Medicin Corner	Medical Road	122,350	119,791	99,611	142,530
298	Parfect Pharmacy	Medical Road	140,845	119,437	113,265	147,017
299	Golzar Pharmacy	Gutatekor	168,885	119,084	101,766	186,203
300	Zolok City Pharmacy	Medica lRoad	107,936	118,731	106,087	120,579
301	Comfort Pharmacy.	Madhushohid, Silhet	180,793	118,377	90,792	208,378
302	M/S Tayeba Pharmacy	Kodomtoli, Sylhet	173,954	118,024	130,590	161,388
303	Malek Pharmacy1	Gotatikor Bazar, Sylhet	168,833	137,870	94,139	212,564
304	Anik Pharmacy -03	Kajolshah, Sylhet	178,094	137,517	94,406	221,205
305	Robin Drug	Medical Road, Sylhet	203,180	137,164	122,629	217,715
306	Anushandhan Pharmacy	Recabi Bazar, Sylhet.	113,942	136,810	94,836	155,916
307	B.L Pharmacy	Modushahid	124,070	136,457	115,148	145,378
308	Medi Fast Drug House	Kajol Shah	212,249	136,104	108,292	240,061
309	The Popular Pharmacy	Mirboxtula	129,387	135,750	95,888	169,249
310	Self Pharmacy	Roy Nagor	175,396	135,397	96,054	214,739
311	Hamim Medical Hall	Airport Road, Sylhet.	150,309	135,043	98,310	187,042
312	Nazma Pharmacy	Bulagonj Bazar	108,509	134,690	113,543	129,656
313	M.K Pharmacy	Jalalabad	104,580	134,337	106,392	132,525
314	M/S Sumaiya Pharmacy	Jalalabad, Sylhet	107,936	133,983	101,036	140,883
315	M/S Vulagonj Pharmacy	Vulagonj Sylhet	148,412	133,630	102,825	179,216
316	Kohinoor Pharmacy	Companygonj Toker Bazar	122,436	133,276	107,164	148,548
317	Family Pharmacy	Chowkidekhi	101,869	132,923	107,409	127,383
318	M/S Talukder Pharmacy	Mirboxtula	102,831	132,570	114,495	120,905
319	Neazzomullo Pharmacy	Chowhatta	111,474	132,216	112,425	131,265
320	City Pharmacy	Chowhatta	107,782	131,863	134,129	105,516
321	Popular Pharmacy-2	Gussogrm Notun Bazar Vulagonj	124,702	131,509	127,904	128,308
322	Al-Mokka Medinine	Company Gonj Sylhet	114,034	131,156	127,532	117,657
323	Shahinoor Drag House	Tukerbazar, Sylhet.	104,395	130,803	134,432	100,766
324	Kazi Pharmacy	Tukerbazar Vulagong Sylhet	107,979	130,449	140,869	97,559
325	Forid Drug House	Tukerbazar	112,420	130,096	150,919	91,597
326	City Pharmacy	Tukerbazar	110,255	129,743	135,245	104,752
327	Brothers Medical	Jallarpar, Sylhet.	116,268	129,389	135,798	109,859
328	Mita Medical Store	Jallarpar, Sylhet.	129,575	129,036	149,921	108,690
329	Sudip Aushadhalaya	Dhupadighirpar, Sylhet.	148,415	128,682	130,781	146,316
330	Talukder Pharmacy	Dhupadighirpar, Sylhet.	125,230	128,329	94,508	159,051
331	Haque Medical Center	Dhupadighirpar, Sylhet.	119,682	127,976	115,086	132,571

332	Desh Pharmacy	Jamtola, Sylhet.	136,041	127,622	124,018	139,644
333	Tisha Pharmacy	Jamtola, Sylhet.	151,004	127,269	120,092	158,181
334	Jannat Pharmacy	Kumarpara, Sylhet.	176,852	126,915	112,503	191,265
335	Dutta Medical Hall	Kumarpara, Sylhet.	125,200	126,562	126,230	125,532
336	Shirin Pharmacy	Kumarpara, Sylhet.	122,436	126,209	121,775	126,869
337	Dilkusha Pharmacy	Kumarpara, Sylhet.	160,555	125,855	92,671	193,740
338	C.K. Pharmacy	Kumarpara, Sylhet.	191,034	125,502	88,337	228,199
339	Ripon Pharmacy	Kumarpara, Sylhet	149,761	125,149	106,684	168,226
340	Abid Pharmacy	Kazitula, Sylhet	147,289	124,795	101,453	170,631
341	Subhani Medical Hall	Kazitula, Sylhet	158,078	124,442	95,742	186,778
342	Chondon Medical Hall	Mirja jangle, Sylhet	136,041	124,088	96,921	163,208
343	Jibon Pharmacy	Mirja Jangle, Sylhet	106,618	123,735	103,923	126,430
344	Friends Pharmacy	Zindabazar, Sylhet	136,038	123,382	108,469	150,950
345	Star Pharmacy-3	Zindabazar, Sylhet	115,628	123,028	92,428	146,228
346	Sarwar Medical Hall	Zindabazar, Sylhet	115,657	122,675	96,681	141,651
347	Janakalyan Pharmacy	Fenchugonj	120,347	122,321	88,653	154,016
348	Shabara Pharmacy	Naya Sorok Point	187,717	121,968	94,885	214,799
349	Dr. Foyez	Jomidarhat	121,424	121,615	104,394	138,646
350	Dr. Mostakin	Board office, Noakhali	120,317	121,261	108,250	133,329
351	Dr. Masud -2	Saleh Pur	115,369	120,908	99,196	137,081
352	The Unique Pharmacy	Hospital Road, Maizdee	133,129	120,555	97,323	156,361
353	Dwip Pharmacy	Airport Road, Noyabazar, Sylhet.	106,058	120,201	100,386	125,873
354	Jonosheba Pharmacy	Akhali, Sylhet.	127,654	119,848	108,881	138,621
355	R. C. Pharmacy	Akhali, Sylhet.	129,165	119,494	111,647	137,013
356	Redwan Pharmacy	Akhali, Sylhet	123,425	119,141	105,244	137,321
357	Jonoprio Pharmacy	Akhali, Sylhet.	142,082	118,788	96,519	164,350
358	Maa Pharmacy	Akhali, Sylhet.	170,368	118,434	95,291	193,511
359	Al-Razi Medical Corner	Akhali, Sylhet.	108,883	118,081	86,261	140,703
360	Chowdhury Pharmacy-7	Baluchar-Nayabazar, Sylhet.	182,380	117,727	86,462	213,645
361	Jalal Pharmacy	Baluchar-Nayabazar, Sylhet.	175,482	117,374	87,328	205,528
362	Razia Pharmacy	Baluchar-Nayabazar, Sylhet.	170,315	117,021	93,678	193,658
363	Popular Pharmacy	Bagbari, Sylhet.	179,658	140,362	85,606	234,413
364	Ma-Moni Pharmacy	Bagbari, Sylhet.	204,964	25,531	89,085	141,410
365	Sohel Pharmacy	Bagbari, Sylhet.	114,943	27,085	94,106	47,922
366	Sheba Pharmacy-24	Badambagicha, Sylhet.	125,159	148,714	102,861	171,011
367	Kawsar Pharmacy-1	Badambagicha, Sylhet.	214,113	152,560	85,019	281,653
368	Dwip Pharmacy-1	Chowkidekhi, Sylhet.	130,523	192,178	96,922	225,779
369	Jonoswasto Pharmacy	Chowkidekhi, Sylhet.	176,936	206,070	107,267	275,740
370	Faiza Pharmacy	Goabari Tarafur, Sylhet.	151,629	136,888	92,987	195,529
371	Nayan Pharmacy	Jalalabad R/A, Sylhet.	109,462	202,468	87,585	224,345
372	Ma Pharmacy-3	Kalibari Bazar, Sylhet	105,498	218,867	104,745	219,620
373	Janapriyo Medical Hall	Modinamarket, Sylhet	120,431	235,266	90,335	265,362
374	Sunny Pharmacy-7	Modina Market, Sylhet	101,191	251,665	108,205	244,651

375	Islamia Pharmacy-4	Shiber Bazar, Sylhet	105,145	268,064	102,809	270,400
376	Rahath Medicine Center	East Shahi Eidgah, Sylhet.	120,433	284,463	106,791	298,105
377	Shahjalal Medical Corner	Subid Bazar, Sylhet	101,620	202,474	114,608	189,486
378	Kenwara Pharmacy	Sherpur	110,392	218,873	118,161	211,104
379	Arpana Pharmacy	Kalibari, Sylhet	122,534	235,272	87,131	270,676
380	Modina Madcal Hall	Shahi Eidgah	143,509	120,008	89,671	173,847
381	I. V. Medical Center	Tarapur, Sylhet	126,299	133,123	112,235	147,188
382	Safe Way Pharmacy	West Shahi Eidgah	123,511	148,866	109,454	162,923
383	Rahath Medical Center	Tibigate, Sylhet	161,965	162,857	133,330	191,492
384	Asha Pharmacy-10	Balychor Point	192,711	134,570	106,719	220,562
385	Pinki Pharmacy	Akhaliya New Bazar	151,076	153,022	123,782	180,317
386	Adhunik Sergical & Drug House	JRRMCH Road, Sylhet	148,582	96,726	116,750	128,558
387	Orpona Pharmacy	Kalibari, Sylhet.	159,466	193,178	104,055	248,589
388	Shahi Medical Hall	Islamgonj, Sylhet	137,235	172,243	104,194	205,284
389	Oushod Biton	Badem Bagicha, Sylhet	107,554	162,759	103,144	167,169
390	Estrun Drug House	Subid Bazar	137,232	159,554	108,272	188,515
391	Nahar Pharmacy.	R.R.M.C.H	116,643	158,669	106,580	168,732
392	Sami pharmacy5	Bankolapara	122,490	174,118	116,126	180,482
393	Momo Pharmacy	Tarapur	123,325	178,624	110,627	191,322
394	Brithika Drugs	Motin Tower	118,253	183,130	112,423	188,960
395	Pushpo Pharmacy	Motin Tower	136,457	187,636	116,822	207,271
396	Jannath Pharmacy	T.V Gate	108,710	192,142	117,041	183,811
397	Sufwan Medical Hall	New Baluchar	130,846	196,648	120,630	206,863
398	Sumi Medical Hall	Gopal Bazar	132,394	201,154	118,834	214,714
399	Supprova Seba Kendro	Gopal Bazar	126,510	205,660	121,519	210,652
400	Tasnia Pharmacy	Kalapara, Subid Bazar	145,634	210,166	124,494	231,306
401	Janoseba Pharmacy	Tarapur, Sylhet.	105,545	214,672	125,231	194,986
402	The Holy Pharmacy	Baluchar Point	111,606	219,179	128,739	202,045
403	Swapna Drug House	Modina Market	112,986	223,685	124,224	212,447
404	Billal Pharmacy	Tarapur	108,713	228,191	134,717	202,187
405	Twin Brother Medicine Corner	New Bazar, Baluchar	105,512	232,697	134,307	203,902
406	Luna Medical Centre	Goaipara	111,300	237,203	141,321	207,182
407	Adnan Pharmacy	Baghbari	126,977	241,709	147,862	220,824
408	Murad Store Dhansiri	Shahi Eidgah	117,816	246,215	127,366	236,665
409	A- Mannan Pharmacy	Bandor Bazar, Sylhet	128,288	250,721	87,288	291,722
410	Kaniz Drug House	Bandor Bazar, Sylhet.	132,645	255,227	107,750	280,123
411	Rahmania Pharmacy	Bandor Bazar, Sylhet.	133,787	259,733	126,019	267,501
412	Town Pharmacy	Bandor Bazar, Sylhet.	181,360	264,240	141,698	303,901
413	Square Pharmacy	Bandor Bazar, Sylhet.	155,420	268,746	133,062	291,103
414	Medicine Corner	Bandor Bazar, Sylhet.	112,198	273,252	137,576	247,875
415	Uposhom Pharmacy-1	Bandor Bazar, Sylhet.	108,136	277,758	146,583	239,311
416	Al- Razi Dawakhana	Bandor Bazar, Sylhet.	100,445	282,264	112,362	270,347
417	The Capital Pharmacy	Bandor Bazar, Sylhet.	111,606	286,770	107,742	290,634
418	Nahar Pharmacy	Chhararrpar, Sylhet.	153,458	291,276	110,159	334,575

419	Nazmul Pharmacy	Kalighat, Sylhet.	126,599	295,782	85,453	336,928
420	Suma Health Care	Kusrpar, Sylhet.	105,333	206,121	87,962	223,492
421	Medical Emp.	Lamabazar, Sylhet	106,327	136,939	94,117	149,148
422	The Quality Drug	Lamabazar, Sylhet	115,264	202,519	113,739	204,044
423	The Green Pharmacy	Lamabazar, Sylhet	111,446	218,918	96,391	233,974
424	Ideal Pharmacy	Lamabazar, Sylhet	128,942	235,317	90,313	273,946
425	Toma Medical Hall	Lamabazar, Sylhet	117,911	251,716	88,732	280,895
426	Prachi Drug House	Lamabazar, Sylhet	107,945	268,115	94,282	281,778
427	Surma Pharmacy	Lamabazar, Sylhet	111,650	284,514	128,215	267,949
428	Tanna Drug House	Lamabazar, Sylhet	116,242	202,525	164,158	154,610
429	Shahporan Pharmacy	Sheikhghat, Sylhet	114,003	218,924	137,987	194,941
430	Asha Pharmacy-4	Telihaor, Sylhet	120,221	235,323	159,361	196,184
431	Choyonika Medical Hall	Telihaor, Sylhet	133,980	120,059	122,438	131,602
432	Arafath Pharmacy	Taltola, Sylhet	153,461	133,174	100,641	185,994
433	Tamanna Medicalhall	Taltola, Sylhet	129,488	148,917	120,084	158,321
434	Zibika Pharmacy	Taltola, Sylhet	123,751	162,908	100,340	186,319
435	Ahmed Medical Center	Taltola, Sylhet	140,666	134,621	135,294	139,993
436	Iftakhar Pharmacy	Taltola, Sylhet	110,524	153,073	85,026	178,571
437	Rayhan Pharmacy-00	Sheikhghat, Sylhet	129,457	96,777	112,311	113,922
438	Remedi Drug House	Lamabazar	126,599	193,229	130,503	189,324
439	A. K. Paul & Co.	Bondar Bazar, Sylhet	166,014	172,294	113,170	225,138
440	Suqare Pharmacy	Bondorbazar	197,529	162,810	100,774	259,564
441	New Square	Bondor Bazar	154,853	159,605	98,742	215,717
442	Diabetic Hospital & Pharmacy	Puranlane Bondor Bazar	152,297	141,072	100,244	193,125
443	Fatima Pharmacy-2	Bondor	163,453	137,139	85,853	214,739
444	Al Razi Pharmacy-	Bondar Bazar, Sylhet	140,666	133,207	91,529	182,345
445	TIBBI M. HALL	TALTOLA	110,243	129,275	101,936	137,582
446	Trafi Drug House	Lamabazar	101,290	134,632	102,351	133,572
447	Sara Pharmacy	Kuyarpar	140,663	153,084	87,854	205,893
448	L Pharmacy	Puranlan Bandar	119,559	96,788	128,126	88,221
449	Janani Pharmacy	Lama Bazar	119,589	193,240	135,848	176,981
450	Park View Medical College Pharmacy	Telihaor, Sylhet.	124,439	172,305	145,515	151,229
451	The Polish Pharmacy	Laldighirpar, Bondar Bazar, Sylhet.	100,892	162,821	193,217	70,496
452	M/S. Nowshin & Nazahat Medical Hall	Taltola	194,099	101,750	158,339	137,510
453	The Azad Pharmacy	Hospital Gate, Kanaighat	125,553	134,639	164,804	95,388
454	Ma Pharmacy	Semor Bazar	106,086	153,091	143,867	115,310
455	Johura Pharmacy.	Semar Bazar.	113,565	96,795	208,536	1,824
456	Jononi Pharmacy	Chatul Bazar.	109,270	193,247	146,690	155,827
457	Sufian Pharmacy.	Kanaighat, Hospital Gate.	106,053	172,312	152,831	125,534
458	Al-Amin Medicine Center	Gachbari Bazar.	111,870	162,828	151,868	122,830
459	Rahman Medical Store	Chotodesh Bazar.	127,628	159,623	194,181	93,071
460	Ma Pharmacy 2	Shimar Bazar	133,325	141,090	208,038	66,377
461	Sufian Pharmacy 01	Hospital Gate	110,176	137,157	207,759	39,574
462	Juned Pharmacy	Birdol Kalomura	111,090	133,225	231,619	12,697
463	Aff Pharmacy	Macukhal Bazar, Kanaighat	100,853	169,293	233,994	36,152
464	Shafiqur Rahman Medical Hall	Kanaighat Bazar	119,998	154,650	264,958	9,691
465	Hasan Clinic	Stadium Market	117,915	153,102	237,242	33,775

466	Santa Pharmacy	Bitangal	108,738	196,806	205,888	99,656
467	Dr. Kamal Pharmacy.	Bithngal.	116,405	193,258	232,593	77,069
468	Dr.Potaki Pharmacy.	Bithangal.	112,001	172,323	268,157	16,168
469	Dr.Jhontu Chokraborty.	Bithangal Bazar.	108,704	162,839	188,003	83,540
470	Multimedia Medical Center.	Bithangal Bazar.	114,667	101,768	209,893	6,542
471	Biswas Pharmacy.	Hobigonj.	130,819	142,645	227,506	45,959
472	Badon Medical hall	Katkhal Bazar	136,658	142,292	208,092	70,858
473	Dewan Medical Hall 02	Muradpur Bazar	112,930	141,939	165,683	89,185
474	Chaity Pharmacy	Adarsha Bazar	113,868	141,585	162,627	92,825
475	Udoyan Pharmacy	Baniachong	103,375	141,232	130,806	113,800
476	Rayhan Medical	Shibpasha	122,998	120,679	171,649	72,028
477	Hafsa Pharmacy	Baniachong Road	101,780	120,325	155,015	67,090
478	Rono Pharmacy	Bithongal	120,863	119,972	208,983	31,851
479	Niramoy.	Dorbosto	109,693	119,618	185,239	44,072
480	Keya Pharmacy.	Jointapur.	117,427	119,265	151,582	85,109
481	Badhon Pharmacy.	Mamar Dukan.	112,985	118,912	190,660	41,237
482	Rahima Pharmacy	Rerighat.	109,659	118,558	166,824	61,393
483	Ali Medical Hall	Horipur	115,674	118,205	168,203	65,676
484	Tajul Store	Ferighat	131,968	138,051	183,411	86,608
485	Keya Pharmacy	Jointapur	137,858	137,698	157,065	118,491
486	Al-Amin Pharmacy 023	4 NO BANGLA BAZAR	113,922	137,345	94,114	157,152
487	Ma- Moni Pharmacy	Mohammad Pur Jaflong	114,867	136,991	182,872	68,987
488	B. Jointa Pharmacy	Jointapur	104,282	136,638	177,901	63,020
489	Maria Pharmacy	Jointa Pur	124,078	136,285	117,777	142,586
490	Fahmida Pharmacy	Sari Ghat Uttar Bazar	102,673	135,931	95,442	143,162
491	Chowdhury Pharmacy	Darbost Bazar	121,924	135,578	140,774	116,728
492	Moulana Pharmacy	Thanarhat, Noakhali	112,435	135,224	120,339	127,320
493	S & S Pharmacy	Maizdee	120,362	134,871	145,538	109,695
494	Maa Medical Hall-33	Thanaghat, Noakhali	115,810	134,518	179,240	71,087
495	ADARSHO PHARMACY-3	SUNAPUR	112,400	134,164	147,383	99,181
496	Jusna Pharmacy-4	C/O Dr.Bidhan, Sador, Noakhali	118,566	133,811	127,560	124,816
497	Polli Medical hall1	Pachar Hat	135,267	133,457	165,406	103,318
498	Jonoprio Pharmacy-8	Gazir Kheya	141,304	133,104	113,106	161,303
499	Sagor Medical Hall	Akthar Miar Hat, Noakhali	116,770	132,751	146,160	103,360
500	Sujon And Alam Pharmacy	Thanar hat Noakhali	100,068	132,397	190,628	41,837
501	Haque Pharmacy-12	Sona pur	100,531	132,044	143,701	88,873
502	Sadia Pharmacy-1	Langarar Dukan	117,739	131,690	154,659	94,771
503	Mehedi Pharmacy	Thanarhat	105,240	131,337	191,124	45,454
504	Somor Drugs House	Sharpur	124,972	130,984	189,623	66,332
505	Bhuiyan Pharmacy	Munsi Bazar	108,313	130,630	163,640	75,303
506	Bipul Pharmacy-3	Napiter Hat	136,125	130,277	194,054	72,348
507	Tisha Pharmacy--3	Ashar Bazar	112,489	129,924	120,799	121,613
508	Rob Pharmcy	Badhartek Bazar	113,423	129,570	100,650	142,343
509	Mannan Pharmacy--	University Road, Noakhali	120,391	129,217	145,201	104,406
510	Jishan Pharmacy	Kalamer Pool	111,021	128,863	214,619	25,266
511	Janaswastha Medical Hall C/O Rezaul Karim	Rajapur	118,849	128,510	168,230	79,129
512	Dr. Sirajul Islam	Azizpur Girgazi	114,353	128,157	123,706	118,804
513	Asha Pharmacy-4D	Derai	110,987	127,803	130,479	108,312

514	Bhagirathi Pharmacy-1	Derai	117,075	127,450	214,299	30,225
515	Hakim Medical Hall	Station Road Gaforgaon	133,566	127,096	206,612	54,050
516	Bangali Medical Hall	Goforgaon	139,528	126,743	200,533	65,737
517	Liton Medical Hall-2	Gaforgaon	115,302	126,390	210,954	30,737
518	Anowar Medical Hall	Simultola Bazar,Kendua.	116,259	126,036	116,918	125,377
519	Razu Pharmacy.	Hospital Gate, Kendua.	105,545	125,683	132,468	98,760
520	Khan Medical hall	Hospital Gate,Kendua Bazar.	125,581	125,330	225,617	25,294
521	Khalek Medical hall.	Kendua Bazar.	103,917	124,976	199,339	29,554
522	Sayem medical Hall 4	masuk Bazar	123,401	124,623	154,741	93,282
523	Maa Protomick Sheba Kendro	Mahamod Nogor	111,996	124,269	150,444	85,821
524	Joykali Pharmacy.	Shamarchar Bazar	119,893	123,916	138,479	105,330
525	Jonardan Sutradhar Pharmacy	Derai	115,358	123,563	142,299	96,622
526	Bappy Pharmacy	Krishnapur	111,962	123,209	134,727	100,444
527	Saleha Pharmacy	Krishnapur	118,103	122,856	160,145	80,813
528	Bristy Pharmacy	Shalla	134,739	122,502	184,151	73,090
529	Sumithra Pharmacy	Shalla	140,753	122,149	175,345	87,556
530	Kolpona Pharmacy	Shamarchor	116,314	121,796	153,343	84,766
531	Ma Medical hall.	Kendua Kalibari.	100,138	121,442	154,251	67,329
532	Joy Medical Hall	Hazipur Bazar, Jamalpur.	117,280	121,089	163,334	75,035
533	Swadhin Medical hall.	Station Road Jamalpur.	106,472	120,736	159,290	67,918
534	Al- Haz Medical Hall	Station Road,Jamalpur.	126,684	120,382	177,180	69,886
535	Reza Medical Hall	Station Raod.Jamalpur	104,829	120,029	165,712	59,146
536	Jowel Drug Center	Gopalpur Bazar Jamalpur	124,484	119,675	144,841	99,319
537	Siam Medical Hall	Kumpukur Bazar	114,796	119,322	155,224	78,894
538	Muhuha Medical Hall	Doyamohi Mur, Jamalpur	122,890	118,969	158,923	82,936
539	Sarkar Medical Hall	Station Road, Jamalpur	118,242	118,615	163,534	73,323
540	Ma Moni Pharmacy-1	Lamakazi Bazar	114,761	118,262	161,114	71,908
541	Mahid Pharmacy	Gabindagonj	121,055	117,908	167,398	71,566
542	Suman Pharmacy	Gabindagonj	138,107	117,555	181,444	74,219
543	Al-Modina Pharmacy-5	Lamakazi Bazar	144,272	117,202	201,377	60,096
544	NewJanota Pharmacy	Dahron Bazar	119,222	140,543	176,590	83,175
545	Layla Pharmacy	Sordar Para Bazar,Bahadurabad, Jamalgonj.	102,169	75,712	170,570	7,311
546	Zahid Medical Hall.	Bahadurabad Bazar,Jamalpur.	100,880	1,087,266	187,863	1,000,282
547	Luknath Medical Hall	Tarakanda	100,882	148,895	136,630	113,146
548	Bandhob Pharmacy	Station Road,Mymanshing	102,642	152,741	138,780	116,602
549	Maa Medical Hall2	Kudaldhor Bazar,Tarakanda	120,212	192,359	124,355	188,216
550	Bismillah Medical Hall3	Gopalpur Bazar	109,134	206,251	86,859	228,527
551	Ratri Medical Hall	Gopalpur Bazar,Tarakanda	129,851	137,069	86,635	180,285
552	Bismillah Medical Hall 3	Uttar Bazar,Tarakanda	101,797	202,649	108,315	196,131

553	Robi Medical Hall	College Gate, Tarakanda	100,117	219,048	163,980	155,184
554	Sorkar Medical Hall1	Tarakanda	107,450	235,447	139,543	203,355
555	Shyama Medical Hall-1	College Gate Tarakanda	127,596	251,846	136,877	242,565
556	Mukto Medical Hall	Puratan College Road	108,133	268,245	161,263	215,115
557	Shifat Medical Hall	Tarakanda	115,757	284,644	137,185	263,216
558	Ali Medical Hall	Baghmara Moar, Tarakanda	111,379	202,655	129,952	184,082
559	Joy Medical Hall	Baghmara Moar, Tarakanda	108,100	219,054	148,160	178,994
560	Moon Medical Hall	Baghmara Moar, Tarakanda	114,029	235,453	90,038	259,445
561	M/S Care Medical Centre	Gobindogonj	130,091	120,189	92,583	157,697
562	Ambia Medical Hall	Muktijuddha Abashon	135,898	133,304	89,787	179,415
563	Sumaya Pharmacy	Lamakazi Bazar	112,302	149,047	131,881	129,468
564	Janaseba Pharmacy	Gobindagonj Bazar	113,234	163,038	119,797	156,475
565	Ma Phrmacy	LamaKazi	102,800	134,751	134,582	102,969
566	Jonaseba Pharmacy	Gobindogonj	122,314	153,203	112,851	162,666
567	New Popular Pharmacy	Gobindogonj Notun Bazar.	101,214	96,907	140,046	58,075
568	Nazma Dental Care	Balibari Bazar, mothergonj.	120,190	193,359	162,695	150,854
569	Bangladesh Pharmacy-2	Gachhbari, Kanaighat	110,836	172,424	128,235	155,025
570	Rhaman Medical Hall.	Hospital gate orishabari.	118,651	162,940	110,235	171,356
571	Bhai Bhai Medical Hall.	Hospital gate orishabari.	114,163	159,735	131,816	142,082
572	Halima Medical Hall	Hospital gate orishabari.	110,802	158,850	114,667	154,984
573	Sumon Pharmacy.	Simla Bazar, sorishabari.	116,880	174,299	105,655	185,524
574	Ankur Medical Hal.	Simla Bazar, sorishabari.	133,344	178,805	118,692	193,457
575	Ujjal Medical Hall	Hospital Gate-Shorshabari, Jampur.	139,295	183,311	103,840	218,766
576	Mojibor Medical Hall.	Gupalpur Bazar, Mymensingh.	115,110	187,817	92,785	210,142
577	Shyama Pharmacy	College Raod, Tarakanda	116,065	192,323	93,633	214,756
578	National Pharmacy	Khatgula Bazar, Mymensingh	105,370	196,829	105,198	197,001
579	Trisha Medical hall.	Khatgula bazar	125,372	201,335	107,404	219,303
580	Mojibor Pharmacy	Gupalpur Bazar, Tarakanda	103,744	205,841	122,344	187,241
581	B.K Medical Hall-1	Tarakanda	123,195	210,347	108,464	225,079
582	Akash Pharmacy.	Kalaruka Bazar.	111,810	214,853	99,389	227,274
583	Joynti Medical Hall.	Nowaria Bazar, Chhatak.	119,693	219,360	104,876	234,176
584	Jonosheba Pharmacy	Kalaruka, Chhatak.	115,165	223,866	110,361	228,670
585	Ahemodia Pharmacy.	Nowshing Pur Bazar.	111,775	228,372	110,117	230,030
586	Shahin Medical hall.	Nowshing Pur Bazar.	117,906	232,878	119,447	231,337
587	Noor Pharmacy.	Duara.	134,515	237,384	115,962	255,937
588	Joynty Pharmacy.	Dowari Bazar, Chhatak.	140,518	241,890	108,372	274,037
589	Ma Pharmacy	Banla Bazar	116,120	246,396	114,425	248,092

590	Triena Pharmacy	Mozumdari	117,084	250,902	117,560	250,427
591	Shofik Pharmacy	Chattak	106,295	255,408	121,093	240,610
592	Paradex Helth Care	Bangla Bazar	126,473	259,914	121,557	264,830
593	Sorkar Pharmacy 03	Banglabazar	104,655	264,421	125,821	243,254
594	Shahjalal Medical Hall	West Bazar Chattak	124,277	268,927	133,473	259,731
595	Tareq Pharmacy	Khagaura Bazar	114,605	273,433	143,695	244,342
596	Aporbo Pharmacy	Kuarpar	122,685	277,939	134,396	266,228
597	Somadhan Pharmacy	Lama Bazar	118,045	282,445	133,289	267,201
598	Uttam Pharmacy	Kazir Bazar	114,569	286,951	142,358	259,162
599	Qureshi Pharmacy	Taaltola	120,854	291,457	133,944	278,366
600	Shebaloy Pharmacy	Shaikghat	137,877	295,963	144,540	289,300
601	Momotaz Pharmacy	Shekghat	144,031	206,302	141,733	208,601
602	Ghosh Pharmacy	Taltola	119,023	137,120	141,920	114,223
603	B K Pharmacy	Taltola	101,999	202,700	143,198	161,502
604	Sharfin Pharmacy	Kuarpar	100,712	219,099	155,428	164,383
605	Ma Medical Hall	Jalal Pur	100,714	235,498	159,024	177,188
606	Halima Pharmacy-1	Paspara Bazar	102,471	251,897	159,346	195,022
607	Koyes Pharmacy	Balagonj	120,011	268,296	148,204	240,103
608	Mitali Pharmacy	Balagonj	108,952	284,695	157,061	236,586
609	Ma Jononi Pharmacy	Balagonj	129,635	202,706	105,750	226,591
610	Mannan Pharmacy	Balagonj Bazar	101,627	219,105	134,921	185,812
611	Chowdhury Pharmacy	Balagonj Bazar	107,271	235,504	130,790	211,985
612	Chadshi	Boljuri Bazar	127,384	120,240	122,213	125,410
613	Shafi Medical Hall	Balagonj	110,404	133,355	141,505	102,254
614	Joy Durga Pharmacy	Buwaljur Bazar	118,188	149,098	136,239	131,047
615	Zadab Medical Hall	Balagonj	113,718	163,089	109,350	167,456
616	Sudarshan Pharmacy-2	Balagonj	110,370	134,802	127,634	117,538
617	Self Pharmacy	Balagonj	116,424	153,254	122,406	147,272
618	Sheba Pharmacy	Buwaljur Bazar	132,823	96,958	110,021	119,760
619	Anowara Medical Hall	Omarpur Bazar	138,752	193,410	95,863	236,299
620	B. K. Pharmacy	Stadium Market, Sylhet	114,660	172,475	85,552	201,583
621	Doyal Medicine Center	Badaghat Bazar	115,612	162,991	90,913	187,690
622	Krishnachhaya Medical	Hospital Road, Sunamgonj	104,959	159,786	86,793	177,952
623	Zaman Pharmacy-11	Ambari, Sunamgonj	124,883	141,253	87,441	178,694
624	Akanda Pharmacy	Badaghat Bazar	103,339	137,320	88,607	152,053
625	Swarna Pahrnacy	Sunamgonj	122,714	133,388	106,876	149,227
626	B.M. Pharmacy	Station Road	113,164	129,456	102,689	139,931
627	Qure Pharmacy	Station Road	121,143	134,813	97,231	158,725
628	Raihan Pharmacy--	Hospital Road	116,561	153,265	91,338	178,488
629	Shonkor Pharmacy	Sayeasta Gonj	113,129	96,969	94,187	115,910
630	Monir Hussain Pharmacy	Syeasta Gonj	119,334	193,421	98,187	214,568
631	New Medical Hall	Nutun Bridge	136,144	172,486	95,832	212,798
632	Monir Pharmacy	Shahestagonj	142,221	163,002	105,653	199,569
633	Manob Kollan Pharmacy	Shahestagonj	117,527	101,931	121,684	97,774
634	Bashak Pharmacy	Puran Bazar	100,717	134,820	90,483	145,054
635	Dr. Taher Pharmacy	Suzatpur Bazar	101,182	153,272	85,019	169,436
636	Ramjoy Madok	Comersialaeria	118,503	96,976	87,954	127,525
637	Himel Drug	Imam Bari	107,583	193,428	108,511	192,499
638	Ma Moni Pharmacy	Chowdhury Bazar	128,005	172,493	98,486	202,012
639	The Medihard Complex	Notun Bazar	100,350	163,009	98,269	165,089
640	Mia Pharmacy	Hobigonj	105,923	159,804	87,054	178,673
641	Dr. Sujon Miah	South Sanggor	125,782	141,271	86,799	180,254
642	Onamika pharmacy	B. Bazar	114,158	137,338	100,201	151,295

643	Janoni Pharmacy	Tana Bazar	122,207	133,406	89,028	166,584
644	ADIL PHARMACY	NAL BOHOR	117,584	129,474	87,083	159,975
645	SUNAR BANGLA PHARMACY	DASORA BAZAR	114,122	134,831	132,566	116,387
646	Jonosheba Pharmacy	BahadourPur Bazar	120,382	153,283	85,521	188,145
647	Ismail Pharmacy	Dasora Bazar	137,339	96,987	87,923	146,403
648	Shahjalal Pharmacy	Eidgha Bazar	143,469	193,439	99,686	237,222
649	Nahim Pharmacy	Dasoura Gancul Market	118,559	172,504	86,355	204,707
650	Rahmania Pharmacy	Beani Bazar	101,601	163,020	100,164	164,457
651	Nushrat Pharmacy	Beanibazar	100,319	101,949	122,758	79,510
652	Hossain Pharma 01	Simar Bazar	100,321	142,826	105,775	137,372
653	Jonota Pharmacy	Gas Bari Bazar	102,071	142,473	93,543	151,001
654	Janota pharmacy	Gacbari Bazar	119,543	142,120	119,001	142,662
655	Safa Marwa Clinic	Kanaighat	108,527	141,766	85,543	164,751
656	Popular Pharmacy	Gasbari Nazar	129,129	141,413	105,888	164,654
657	Alam Medical Centre	Gasbari Bazar	101,231	120,860	112,120	109,970
658	Nazma Pharmacy	Chandighat, Sylhet.	106,853	120,506	102,411	124,948
659	M/S Anam Medical Hall-6	Azjipur.	126,887	120,153	167,593	79,446
660	Popular Pharmacy	Chondipool	117,012	119,799	138,130	98,681
661	Shahjalal Pharmacy	Morar Bazar, Goharpur, Sylhet.	125,262	119,446	112,411	132,297
662	Shifa Medical Centre	Lala Bazar	120,524	119,093	95,684	143,932
663	Juyel Drug House	Station Road	116,975	118,739	182,715	53,000
664	Rongdhonu Medical Hall	Station Road	123,392	118,386	178,728	63,049
665	Hafiz Pharmacy	Vhartokhola	140,773	138,232	120,112	158,894
666	Toyeb Pharmacy2	Hospital Gate, Moulavi Bazar	147,056	137,879	135,873	149,062
667	Bismillah Drugs	Vanugas	121,523	137,526	133,423	125,626
668	Kobir Pharmacy	Vanugas	104,141	137,172	87,258	154,056
669	Janani Pharmacy-6	Gabindagonj	102,826	136,819	151,160	88,485
670	Shama Medical Hall	Lamakazi	102,829	136,466	112,822	126,472
671	AL-MADINA PHARMACY	GOBINDO GONJ	104,623	136,112	173,515	67,220
672	Shuvo Pharmacy	Lama Kazi Nutan Bazar	122,532	135,759	144,436	113,854
673	Emon Pharmacy	Gobiondo Gonj	111,240	135,405	123,986	122,660
674	Shahin Medical Hall	Bolaura Bazar	132,357	135,052	99,079	168,330
675	Jannat Pharmacy	Noya Bazar	103,761	134,699	95,790	142,670
676	Hazi Pharmacy	Balaura Bazar	102,049	134,345	88,371	148,023
677	R.N Pharmacy	Ghumgiar Goan, Shalla	109,524	133,992	129,459	114,057
678	Toma Pharmacy	Shalla	130,059	133,638	130,750	132,948
679	Abida Medical Center	Osmani M.C Road	118,367	133,285	134,439	117,212
680	Tayef Medicine Centre	Bankalapara	113,499	132,932	88,840	157,591
681	Maisha Pharmacy	Mozumdari, Airport Road	130,971	132,578	103,471	160,078
682	Ruhit Pharmacy	Salutikor	104,339	132,225	88,032	148,532
683	Ma-Moni Pharmacy	Salutikor	125,585	131,871	151,381	106,075
684	Al-Shifa Pharmacy	Londoni Road	127,071	131,518	155,940	102,649
685	Ma And Osni Medical	Chatol Bazar	121,424	131,165	104,857	147,732
686	Ma Pharmacy	Osmani Medical	139,779	130,811	107,415	163,175
687	Era Pharmacy	Phathantula	167,606	130,458	113,220	184,844
688	Shafiq Pharmacy	Noya Bazar	107,118	130,105	121,359	115,864
689	Al Borak Pharmacy	Noyabazar Akaliya	179,424	129,751	172,201	136,973
690	Ma Medicine Corner	Salutikor	172,637	129,398	169,813	132,222
691	Ayesha Pharmacy	Bankalapara	167,555	129,044	182,661	113,938

692	Babul Drugs	Akhalia Notun Bazar	176,745	128,691	194,538	110,898
693	Ma Pharmacy	Pathantula	201,642	128,338	213,986	115,993
694	Sojib Pharmacy C/O Dr. Mahmud Hasan	Saheb Bazar	113,079	127,984	179,532	61,532
695	Aroggo Pharmacy	Nurani Subid Bazar	123,130	127,631	179,080	71,682
696	Sopto Pharmacy	Noya Bazar	210,642	127,277	207,062	130,857
697	Alam Pharmacy	Subid Bazar	128,408	126,924	229,730	25,601
698	Sheba Medical Hall	Chunarughat	115,651	126,571	171,769	70,452
699	Al-Amin Pharmacy	Chunarughat	107,118	126,217	147,476	85,859
700	Sheba Medicine Centre	Hospital Gate, Chunarughat	147,288	125,864	150,618	122,533
701	Chakraborty Pharmacy	Chunarughat	121,509	125,511	91,828	155,192
702	Gulzar Pharmacy	Chunarughat	101,098	125,157	89,239	137,016
703	Shahjalal Pharmacy	Amorud Bazar	102,052	124,804	95,809	131,047
704	Polley Pharmacy	Jarulia Bazar	110,629	124,450	91,660	143,420
705	Shahjalal Pharmacy	Jarulia Bazar	106,966	124,097	113,805	117,258
706	Shoaib Pharmacy	Chunaru Ghat	123,757	123,744	93,816	153,685
707	Paul Pharmacy	Amroad, Chunarughat	113,170	123,390	124,300	112,260
708	Tarafdar Pharmacy	Shakir Mohammad Bazar	103,605	123,037	101,191	125,451
709	Subarna Pharmacy	Shakir Mohammad Bazar	107,161	122,683	103,527	126,317
710	Chowdhury Pharmacy	Kali Nagor Bazar	111,569	122,330	118,006	115,893
711	Niramoy Medical Hall	Ranigou Bazar	109,420	121,977	92,148	139,248
712	Al-Amin Pharmacy	Amroad	115,388	121,623	115,993	121,018
713	Parul Pharmacy	Chunrughat	128,594	121,270	106,202	143,662
714	Sheba Pharmacy	Chunarughat	147,291	120,917	103,230	164,977
715	Matri Chhaya Medical Hall	Shankhola Bazar	124,282	120,563	87,640	157,205
716	Aziz Pharmacy	Deuatule Bazar	118,776	120,210	108,742	130,243
717	Shahparan Pharmacy	Rani Gaon Bazar, Chunarughat	135,010	119,856	92,371	162,496
718	Bismillah Pharmacy	Rani Gaon Bazar, Chunarughat	149,861	119,503	102,574	166,790
719	Rumel Pharmacy	Chunarughat	175,513	119,150	90,395	204,268
720	Shimu Pharmacy	Chunarughat, Hobigonj	124,252	118,796	88,812	154,236
721	Kazi Pharmacy	Chunarughat	121,509	118,443	99,167	140,784
722	Purnima Pharmacy	Chunarughat	159,340	118,089	108,491	168,938
723	S.L Pharmacy	Chunarughat	189,587	117,736	96,283	211,040
724	New Central Pharmacy	Chunarughat	148,627	117,383	95,310	170,700
725	Kazi Pharmacy	Chunarughat	146,174	140,724	131,925	154,973
726	National Pharmacy	Amroad Bazar	156,881	25,893	114,520	68,254
727	Sheba Pharmacy	Shankhola Bazar	135,011	27,447	101,985	60,472
728	Ainul Haque Pharmacy	Kali Nagar Tehmunia Bazar	105,810	149,076	128,082	126,804
729	Abdullah Pharmacy	Asampara	135,008	152,922	93,790	194,139
730	Shimul Pharmacy	Chunarughat	114,752	192,540	108,056	199,237
731	Diganta Pharmacy	Shan Kala Bazar	114,781	206,432	132,001	189,212
732	Diganta Pharmacy	Shan Kala Bazar	119,436	137,250	113,090	143,595
733	Kismot Pharmacy	Chhatak	186,295	202,830	99,478	289,648
734	Muskana Pharmacy	Paper Mill.	120,505	219,229	128,148	211,586
735	Ma Medical Hall	Boro Bazar	121,326	235,628	129,195	227,759
736	Sazzad Medical Hall	Station Road	116,336	252,027	125,163	243,200
737	Anannaya Medical Hall	Station Road, Kishoregonj	134,245	268,426	125,562	277,110
738	Maria Medical Hall	Station Road	106,948	284,825	92,042	299,731

739	Mitaly Pharmacy	Kalibari Moar	128,724	202,836	90,816	240,745
740	Ayesha Medical Hall	Kalibari Moar	130,248	219,235	99,488	249,996
741	Nitai Pharmacy	Kalibari Moar	124,459	235,634	164,669	195,425
742	Pumima Medical Hall	Boro Bazar	143,273	120,370	252,138	11,505
743	SRI MA PHARMACY	SACHNA	171,797	133,485	92,354	212,928
744	Zisan & Shakib Ali	Nayagaw	109,796	149,228	100,880	158,144
745	Rahat Pharmacy	Ram Nagor	183,909	163,219	155,907	191,221
746	Raton Moni Pharmacy	Datghor, Suchna Bazar	176,953	134,932	168,361	143,524
747	Suneti Pharmacy	Suchna Bazar	171,743	153,384	87,694	237,433
748	ONY PHARMACY	PORGONA BAZAR GOULPGONJE	181,164	97,088	89,602	188,650
749	Hasan Medical Center	Amura Bazar, Golapgonj	206,683	193,540	269,633	130,590
750	Hossain Medical Hall-1	Golapgonj	115,906	172,605	194,372	94,139
751	Ma Pharmacy	Golapgonj	126,209	163,121	194,923	94,406
752	Belal Pharmacy	Golapgonj	215,908	159,916	253,196	122,629
753	Chowdhury Pharmacy-10	Golupgonj	131,618	159,031	195,812	94,836
754	Islam Pharmacy	Kunarchar Bazar	178,420	174,480	237,751	115,148
755	Maya Pharmacy.	Hatimgonj.	152,900	178,986	223,594	108,292
756	Mohammadia Pharmacy.	Golapgonj	110,380	183,492	197,983	95,888
757	Faruque Pharmacy 01	Porgona Bazar	106,383	187,998	198,326	96,054
758	Hasan Medicare1	Amura Bazar	108,790	192,504	202,984	98,310
759	M/s Shiper Pharmacy	Golapgonj	150,970	197,010	234,437	113,543
760	The Populer Pharmacy	Rajagonj	124,546	201,516	219,671	106,392
761	Hafiz Pharmacy	Talbari	103,625	206,022	208,612	101,036
762	Habib Pharmacy	Hatimgonj	104,603	210,528	212,307	102,825
763	M/S Mahbub Pharmacy	Hetimgonj	113,395	215,034	221,265	107,164
764	Bhai Bhai Pharmacy.	Golapgonj	109,640	219,541	221,771	107,409
765	M/S. Ashraf Pharmacy	Hetimgonj	126,851	224,047	236,403	114,495
766	Abed Pharmacy	Golapgonj	115,999	228,553	232,127	112,425
767	Faruk Pharmacy.	Porgona Bazar	106,195	233,059	228,558	110,696
768	Kallol Medico	Golapgonj	109,840	237,565	234,049	113,356
769	Kollol Medico	Gopapgonj	114,358	242,071	240,129	116,300
770	Habib Pharmacy	Golapgonj	112,155	246,577	241,681	117,052
771	Madani Pharmacy.	Golapgonj	118,272	251,083	248,838	120,518
772	Islam Pharmacy	Golapgonj	131,808	255,589	260,993	126,405
773	M/S Golapgonj Pharmacy	Golapgonj	150,973	260,095	276,940	134,129
774	M/S Mamun Pharmacy	Golapgonj	127,389	264,602	264,087	127,904
775	Juned Medical Hall-2	Hetimgonj	121,745	269,108	263,320	127,532
776	Kollol Medico	Golapgonj	138,386	273,614	277,567	134,432
777	Shahjalal Pharmacy	Golapgonj	153,607	278,120	290,858	140,869
778	Niramoy Pharmacy	Golapgonj	179,901	282,626	311,608	150,919
779	Faruk Medical Hall	Porgona	127,358	287,132	279,245	135,245
780	Biniyug Pharmacy	Porgona Bazar	124,546	291,638	280,387	135,798
781	Any Drug House	Porgona Bazar	163,323	296,144	309,547	149,921
782	Tarek Pharmacy	Porgona	194,327	206,483	270,029	130,781
783	Niramoy Pharmacy (JC)	Golapgonj	152,343	137,301	195,135	94,508
784	Talha Pharmacy	Kunarchar, Jangala	149,828	202,881	237,623	115,086
785	Shafique Medical Hall	Kunarchar	160,803	219,280	256,065	124,018
786	Mashroor Pharmacy	Golapgonj	138,386	235,679	253,973	120,092
787	Any Drug House	Porgona Bazar	108,456	252,078	248,031	112,503
788	Ayesha Pharmacy	Golapgonj	138,383	268,477	280,630	126,230
789	Star Pharmacy	Hetimgonj	117,621	284,876	280,722	121,775
790	Rakib Pharmacy	Golapgonj	117,651	202,887	255,964	64,574

791	Sunridge Pharmacy	Gulappong.	122,422	219,286	268,287	73,421
792	Medicine Comer-11	Wekil Para, Sunamgonj	190,953	235,685	345,578	81,060
793	Bushra Pharmacy	Sunamgonj	123,517	120,421	203,657	40,281
794	Busra Pharmacy	Sunamgonj	122,391	133,536	220,031	35,897
795	Sanjida Pharmacy	Haluar Ghat	117,358	149,279	183,434	83,203
796	Rahim Pharmacy--	Sunamgonj	135,424	163,270	206,023	92,671
797	Maa Pharmacy---	Ambari Bazar	107,887	134,983	169,390	73,480
798	Ma Pharmacy;;;;	Sunamgonj	129,855	153,435	226,220	57,070
799	Lilu Pharmacy	Sunamgonj	131,392	97,139	179,427	49,103
800	Dr. Suhel Miha	Balakanda Bazar	125,552	193,591	258,507	60,636
801	Gowciya Medical Hall	Balakanda Bazar	144,531	172,656	264,810	52,377
802	Oyeshee Pharmacy	Sunamgonj	173,305	163,172	289,282	47,195
803	General Hospital	Sunamgonj	110,760	159,967	182,391	88,337
804	Lovely Pharmacy	Sunamgonj	185,524	141,434	220,274	106,684
805	Dr. Shuel Ahmed	Balakanda Bazar	178,507	137,501	214,555	101,453
806	Smrity Pharmacy	Janata Bazar	173,251	133,569	211,079	95,742
807	Saroda Pharmacy	Haluarghat Bazar	182,755	129,637	215,471	96,921
808	Gita Pharmacy	Sunamgonj	208,498	134,994	239,569	103,923
809	Pizus Medical Hall	Hasson Nagor Point	116,924	153,446	215,903	54,467
810	Tazrim Pharmacy	Sunamgonj	127,317	97,150	176,237	48,230
811	Ahmed Medical Hall	Patharia Bazar	217,804	193,602	333,239	78,166
812	Swarna Pharmacy	Hospital Road, Sunamgonj	132,773	172,667	255,003	50,437
813	Mujib Medical Hall	Soulor Bazar	119,583	163,183	243,105	39,661
814	Abdullah Pharmacy	Soulor Bazar	102,479	102,112	140,749	63,842
815	Ma- Moni Pharmacy	Niyain Bazar	101,185	135,001	162,909	73,278
816	Al-Modina Pharmacy	Kufar Bazar	101,187	153,453	177,599	77,041
817	Shahjalal Pharmacy	Fatehpur, Goainghat	102,953	97,157	159,797	40,313
818	Salim Pharmacy	Hospital Gate	120,576	193,609	246,677	67,507
819	Bismillah Pharmacy	Goainghat	109,465	172,674	228,533	53,606
820	Belal Pharmacy	Radha Nagor Bazar	130,244	163,190	244,980	48,455
821	Urmil Pharmacy	Radha Nagor Bazar	102,105	159,985	225,329	36,761
822	Anjan Medical Store	Kajal Shah, Sylhet	100,420	141,452	162,950	78,921
823	Al Shifa Pharmacy	Medical Road, Sylhet	107,776	137,519	165,257	80,038
824	New Raj Pharmacy	Madhusaheed, Sylhet	127,983	133,587	204,167	57,403
825	Gita Pharmacy	Lamapara, Ghasitula	124,602	129,655	199,098	55,159
826	Al-Ekhuan Pharmacy	Office Bazar	125,451	135,012	204,611	55,852
827	A.B Pharmacy	Adim Bazar	120,291	153,464	215,741	58,015
828	Kadir Pharmacy	Kangli Bazar	100,809	97,168	133,379	64,599
829	A.B Pharmacy	Office Bazar	138,810	193,620	223,960	108,469
830	Sathi Medical Hall	Shabazpur	110,584	172,685	190,840	92,428
831	S.K Pharmacy	Chhutolekha	133,101	163,201	199,621	96,681
832	Ahmed Pharmacy-56	Shabaz Pur	134,677	102,130	159,539	77,268
833	Saba Pharmacy	Shabajpur	128,691	143,007	183,045	88,653
834	Sohagi Pharmacy	Shahbazpur	148,144	142,654	195,913	94,885
835	Subasini Pharmacy	Shabazpur	177,638	142,301	215,545	104,394
836	Ashok Pharmacy	Chhutolekha	113,529	141,947	172,117	83,360
837	Shubrato Medical Hall	Naya Bandar	190,162	141,594	223,507	108,250
838	Progati Pharmacy	Goalabazar	182,969	121,041	204,814	99,196
839	Khan Pharmacy-16	Dayamir Bazar	177,583	120,687	200,947	97,323
840	Ma Moni Pharmacy-31	Umarpur Bazar	187,323	120,334	207,271	100,386
841	Paradise Medical Complex	Kadamhata, Tajpur	213,710	119,980	224,810	108,881

842	Nupur Medical Hall	Kadamhata, Tajpur	119,847	119,627	161,336	78,139
843	Liton Pharmacy	Goalabazar	130,500	119,274	168,274	81,499
844	Nazma Pharmacy-7	Dayamir Bazar	223,249	118,920	230,522	111,647
845	Khan Medical Hall	Naya Bandar	136,093	118,567	171,566	83,094
846	Samia Pharmacy	Naya Bandar	100,757	138,413	161,131	78,040
847	Nil Ratan Pharmacy	Khadimpur, New Market	184,486	138,060	217,302	105,244
848	Rahman Medical Hall-1	Naya Bondor Bazar	158,099	137,707	199,286	96,519
849	Hafiz Medical Hall	Guala Bazar	114,133	137,353	169,428	82,058
850	Murad Medical Cornar	Goale Bazar	110,000	137,000	166,405	80,594
851	Joanni Pharmacy	Goalabazar	102,177	136,647	160,897	77,926
852	Digital Pharmacy	Khadimpara-New Market	113,529	136,293	168,307	81,515
853	Sakti Pharmacy	Goala Bazar	156,103	135,940	196,751	95,291
854	Alahi Pharmacy	Pirer Bazar	128,781	135,586	178,106	86,261
855	Prodip Drug House	Goalabazar, Sylhet	107,148	135,233	163,294	79,087
856	Shanzida Pharmacy	Osman Pur	108,160	134,880	163,737	79,302
857	Jaly Drug House	hazipur Bazar.	117,251	134,526	169,624	82,153
858	Anika Medical Hall	Omorpur	113,367	134,173	166,770	80,771
859	Azim Pharmacy	Tajpur Bazar	131,164	133,819	178,521	86,462
860	Nabil Drug Center	Omer Pur Bazar	119,943	133,466	170,724	82,686
861	Jahan Medical Hall	Naya Bandar Bazar	109,805	133,113	163,656	79,262
862	Fahmida Pharmacy	Mirza Shohidpur, Khadimpur	113,575	132,759	165,957	80,377
863	Noorjahan Owshadaloy	Noyabandar	118,246	132,406	168,866	81,786
864	Popular Drug House	Goalabazar	115,969	132,052	167,094	80,927
865	Juhi Pharmacy	Goala Bazar	122,294	131,699	171,117	82,876
866	Shahjalal Medico	Tajpur Kadamtola	136,290	131,346	180,308	87,328
867	Janosheba Pharmacy	Thana Gaon	156,106	130,992	193,420	93,678
868	Habiba Pharmacy-	Naya Bander	131,720	130,639	176,753	85,606
869	Apu Pharmacy	New Market	125,885	130,286	172,584	83,586
870	Janta Pharmacy	Madar Bazar	143,091	129,932	183,938	89,085
871	3 Star Pharmacy	Mother Bazar	158,830	129,579	194,303	94,106
872	Modina Pharmacy-25	Tajpur, Kodomtoli	186,018	129,225	212,382	102,861
873	Toha Medical Hall	New Market.	131,688	128,872	175,541	85,019
874	Haque Pharmacy	Barera Bazar	128,781	128,519	173,345	83,955
875	Rakib Medical Hall	Omorpur Geat	168,876	128,165	200,119	96,922
876	Asharf Medical Hall	Thanar Gaon	200,934	127,812	221,478	107,267
877	Liton Pharmacy	Goala Bazar	157,522	127,458	191,994	92,987
878	Mizan Medical Hall	Goalabazar	154,922	127,105	190,004	92,023
879	Janata Pharmacy	Mother Bazar	166,270	126,752	197,411	95,611
880	Paradim Pharmacy.	Tajpur	143,091	126,398	181,557	87,932
881	Shapla Pharmacy	Mother Bazar	112,143	126,045	160,469	77,719
882	Hena Medical Hall	Nuton Bazar, Kuruya	103,036	125,692	154,095	74,632
883	M/S Ripon Medi Care	Kalibari	143,088	125,338	180,841	87,585
884	Jotindro Drug House	Goala Bazar	121,620	124,985	166,140	80,465
885	M/S Nabel Pharmacy	Goala Bazar	121,651	124,631	165,922	80,360
886	Janata Pharmacy	Khadimpur	126,584	124,278	169,008	81,855
887	Lucky Pharmacy	Goala Bazar	102,631	123,925	152,632	73,924
888	Madani Medical Hall	Tajpur Kadamtola	197,445	123,571	216,271	104,745
889	P. T. Roy & Co.	Derai	127,717	123,218	169,057	81,878
890	Sumithra Pharmacy	Shalla Bazar	120,852	122,864	164,194	79,523
891	Polas Pharmacy-25	Derai	115,882	122,511	160,607	77,786
892	Joydev Pharmacy	Derai	133,721	122,158	172,388	83,491

893	Rupali Pharmacy	Derai Bazar	106,530	121,804	153,831	74,504
894	Shrioshi Pharmacy	Kholanibazar	128,222	121,451	168,207	81,466
895	Dipok Pharmacy	Shemerchor Bazar	129,740	121,098	168,991	81,846
896	Rahul Pharmacy-2	Milon Bazar	123,974	120,744	166,152	78,566
897	Rekha Medical Hall	Milon Bazar	142,714	120,391	181,004	82,101
898	Ranjan Pharmacy	Shalla	171,126	120,037	200,829	90,335
899	Joy Guru Pharmacy	Shalla	109,368	119,684	159,752	69,299
900	Shipa Pharmacy	Krishnapur Bazar	183,192	119,331	241,578	60,944
901	Shipa Pharmacy	Krishnapur	176,262	118,977	231,803	63,437
902	Banacha Medical Hall	Krishnapur	171,073	118,624	234,655	55,042
903	Mamun Medical Hall	Rajanagar	180,457	118,270	249,399	49,329
904	Foyjoynessa Medical Hall	Kesnopur	205,876	117,917	278,378	45,416
905	The Apollo Pharmacy	Borlakha	115,454	117,564	160,306	72,712
906	Shapla Pharmacy-2	Barlakha	125,716	140,905	183,900	82,720
907	J.C Drug	Barlakha	215,065	26,074	168,183	72,956
908	Jononi Pharmacy-5	Chandgran	131,104	27,628	126,755	31,977
909	The New Pharmacy	Barlakha	118,080	149,257	209,895	57,441
910	Sheba Pharmacy-22	Collage Road, Borlakha	101,190	153,103	205,978	48,315
911	Tazir Uddin Pharmacy	Chadogram	101,658	192,721	245,769	48,611
912	Sunam Pharmacy-22	Godawn Bazar	119,060	206,613	279,994	45,679
913	National Pharmacy	Barlekha	108,088	137,431	165,408	80,111
914	S.R Drug	Hospital Gate	128,607	203,011	223,414	108,205
915	Ahmed Pharmacy	Thakhali Madrasha Market	100,821	219,410	217,423	102,809
916	Shah Jalal Pharmacy	Dasher Bazar.	106,421	235,809	235,439	106,791
917	M/S Jilani Medicine Corner	Lakhai Road	117,191	252,208	254,792	114,608
918	M/S Bismillah Pharmacy	Khaluk Bazar	121,944	268,607	272,390	118,161
919	M/S Rahman Pharmacy	Bamoi Bazar	126,374	285,006	328,506	82,874
920	Sadhan Pharmacy	Sujatpur	123,035	203,017	255,995	70,058
921	Maa Drug House 1	Shabajpur	123,874	219,416	278,066	65,224
922	Anowar pharmacy-3	Daulat Pur Bazar	118,779	235,815	296,040	58,554
923	Reza Pharmacy	Munshi Bazar	137,065	120,551	221,482	36,134
924	Jabir Pharmacy	Kualy Bazar	109,194	133,666	167,077	75,783
925	Jononi Medicine Corner--	Shabajpur	131,428	149,409	193,706	87,131
926	Shahjalal Pharmacy	Shahbaj Pur Bazar	132,983	163,400	206,713	89,671
927	Ma Poly Pharmacy	Shabaj Pur	127,073	135,113	209,368	52,818
928	Mita Pharmacy	Office Bazar	146,282	153,565	235,420	64,427
929	Maa Pharmacy	Shahbazpur Tea Garden Gate.	175,404	97,269	220,866	51,807
930	Suhagi Pharmacy	Shahbazpur	112,102	193,721	255,322	50,500
931	Janaseba Pharmacy	Hospital Road	187,771	172,786	309,985	50,572
932	B.M Pharmacy	Daud Nagar Bazar	180,669	163,302	231,736	112,235
933	Hazi Lal Miah Pharmacy	Railgate	175,350	160,097	225,993	109,454
934	Protiva Pharmacy	Nutan Bridge	184,968	159,212	268,648	75,532
935	Mohsin Medicine Corner	Nutan Bridge	211,023	174,661	302,012	83,671
936	Taher Pharmacy	Puran Bazar	118,341	179,167	233,712	63,795
937	Mahbub Raja Medical Hall	Thana Road	128,859	183,673	246,300	66,232
938	Shorna Chikitshaloy	Kibriya Briz Road Hobigonj.	220,442	188,179	275,291	133,330
939	Galib Pharmacy	Kibria Bridge	134,382	192,685	220,347	106,719
940	Kalauk Pharmacy	Thana Road	182,167	197,191	255,576	123,782
941	Bhai Bhai Pharmacy	Dakghar Area	156,111	201,697	241,058	116,750
942	Desh Pharma	Daudnagar Bazar	112,698	206,203	214,846	104,055
943	Kiron Pharmacy	Chowdhury Bazar, Hobigonj	108,617	210,709	215,132	104,194

944	Sreema Pharmacy	Chowdhury Bazar, Hobigonj	100,892	215,215	212,964	103,144
945	Konok Pharmacy	Chowdhury Bazar.	112,102	219,722	223,552	108,272
946	New Medicine Center	Nutan Bazar.	102,411	224,228	220,059	106,580
947	Shahjalal Drug House	Kibria Bridge, Hobigonj	127,162	228,734	239,769	116,126
948	Joy Pharmacy	Bogla Bazar, Hobigonj	105,801	233,240	228,414	110,627
949	New Lucky Pharmacy	Alam Bazar, Hobigonj	106,800	237,746	232,123	112,423
950	Hamja Pharmacy	Shayestagonj, Hobigonj	115,776	242,252	241,206	116,822
951	Biplob Pharmacy	Chowdhury Bazar, Hobigonj	111,942	246,758	241,659	117,041
952	Help Pharmacy	Hobigonj	118,435	251,264	249,069	120,630
953	Sheba Pharmacy	Ralget Shayestagonj, Driver Bazar.	108,425	255,770	245,361	118,834
954	Sojib Pharmacy	Shayestagonj, Driver Bazar.	112,147	260,276	250,904	121,519
955	Popular Pharmacy	Court Station Road, Habiganj.	116,759	264,783	257,048	124,494
956	Uzzal Pharmacy	Hobigonj	114,511	269,289	258,568	125,231
957	The Popular Pharmacy	Thana Road, Hobigonj	120,756	273,795	265,812	128,739
958	Bristy Medical Hall	Hospital Road, Shayestagonj	102,413	278,301	256,490	124,224
959	Meem Pharmacy	Nutan Bridge, Shayestagonj	130,064	282,807	278,154	134,717
960	Mohamaya Pharmacy	Driverbazar.	124,302	287,313	277,308	134,307
961	Popular Pharmacy	Hobigonj.	141,292	291,819	291,790	141,321
962	Tarafdar Pharmacy	Thana Road, Hobigonj	156,833	296,325	305,296	147,862
963	Parul Medical Hall	Chunarughat	183,679	206,664	262,977	127,366
964	Munni Pharmacy -2	Hospital Gate, Hobigonj	130,033	137,482	180,226	87,288
965	Munni Pharmacy - 1	Hospital Gate, Hobigonj	127,162	203,062	222,475	107,750
966	Baniachong Pharmacy	Hospital Gate, Hobigonj	166,753	219,461	260,195	126,019
967	Janak Pharmacy	Chowdhury Bazar	198,408	235,860	292,569	141,698
968	Chakraborty Pharmacy	Chunarughat, Habiganj.	155,542	252,259	274,739	133,062
969	Shapla Medical Hall	Chunarughat, Habiganj.	152,974	268,658	284,057	137,576
970	Modina Medisen Cornar	Chunarughat, Habiganj.	164,180	285,057	302,654	146,583
971	Akash & Asha Pharmacy	Kagapasha	141,292	203,068	231,998	112,362
972	Arpona Pharmacy	Kagapasha	110,733	219,467	222,459	107,742
973	Ahashan Medical Centar	Kagapasha.	101,740	235,866	227,448	110,159
974	Hamid Pharmacy	Saystanagar Road	141,289	120,602	176,438	85,453
975	Ma Medical Hall	Pirar Bazar	120,091	133,717	170,993	82,816
976	Bismillah Medicine Corner	Dakshin Sangor	120,121	149,460	181,619	87,962
977	Roti Pharmacy	Saystanagar	124,993	163,451	194,327	94,117
978	Bondhu Sundar Pharmacy	Uttar Sangar	101,341	135,164	159,335	77,170
979	Alam Medicine Corner	Hospital Road	194,963	153,616	234,840	113,739
980	Azad Pharmacy	Hospital Road	126,111	97,320	150,527	72,904
981	Shams Medical Hall	Kali Bari Muktagacha.	101,640	193,772	199,021	96,391
982	Bhoher Medical Hall--	Boher Bazar, Shorisha Bari	103,947	172,837	186,471	90,313

983	Sumon Medical Hall--	Vatara Bazar	108,587	163,353	183,208	88,732
984	Rupali Medical Hall.	Batazuri Bazar- Bokshigonj.	128,800	160,148	194,667	94,282
985	Shifat Medical Hall	Mahmudpur	107,379	141,615	167,749	81,245
986	Ma Baba Medical Hall	Poyla	102,000	137,682	161,476	78,207
987	Milon Pharmacy	Kolmakanda	111,275	133,750	165,075	79,950
988	Razzak Medical Hall	Bausham Bazar	130,000	129,818	175,041	84,777
989	Tisha Medical Hall	Barhatta	104,000	135,175	161,134	78,041
990	Badshah Mir Medical Hall	Dudnoy Bazar	100,816	153,627	171,421	83,023
991	Rafiqul Medical Hall	Dudnoy Bazar	109,495	97,331	139,340	67,486
992	Dr. Sonjit Medical Hall	Seedstore	105,090	193,783	201,353	97,520
993	Loknath Medical Hall	Shanti Nagar	101,014	172,848	184,503	89,359
994	Rubel Medical Hall	Kristo Bazar	112,795	163,364	186,050	90,109
995	Ma Medical Hall	Achintopur	102,371	102,293	137,884	66,780
996	Sarker Pharmacy	Kalir Bazar	108,380	135,182	164,090	79,473
997	Ma Drug House	Gopaltila	128,656	153,634	190,181	92,109
998	Pranto Medical Hall	Kanduli Bazar	106,318	97,338	137,204	66,451
999	Shaha Medical Hall	College Moar	101,901	193,790	199,209	96,482
1000	Al-Amin Medical Hall	Shombhugonj Bazar	100,131	172,855	183,913	89,073
1001	Ma Medical Hall	Balijura Bazar	104,930	163,371	180,756	87,545
1002	Dr. Harun Medical Hall	Kapashia Bazar	111,089	160,166	182,747	88,509
1003	Islam Medical Hall	Dhubaura Bazar	131,872	141,633	184,262	89,243
1004	Juma Medical Hall	Udaypur Bazar	103,000	137,700	163,157	77,543
1005	Alim Medical Hall	Phurbodola	101,000	133,768	159,075	75,693
1006	Shohid Medical Hall	Goni Market	107,000	129,836	160,415	76,421
1007	Rana Medical Hall	Goni Market	104,172	135,193	162,066	77,299
1008	Mr. A. Hannan	Chondrogong	243,066	153,645	268,497	128,215
1009	Master Pharmacy	2 No Poll	410,167	97,349	343,358	164,158
1010	Nur Medical Hall	Chondrogong Bazar	232,461	193,801	288,275	137,987
1011	Maa-Medicin Centre	Korima Super Market,Chandrogong ,,,	319,029	172,866	332,534	159,361
1012	Janani Medical Hall	Chondrogong Bazar	214,241	163,382	255,185	122,438
1013	Rakib Medical Hall	Chondrogong Bazar	207,838	102,311	209,508	100,641
1014	Matri Pharmacy.	Andar Ghor	226,583	143,188	249,688	120,084
1015	Maruf Medical Hal	Chondrogong Bazar	165,894	142,835	208,388	100,340
1016	Amanot Medical Hall	Chondrogong Bazar	273,461	142,482	280,649	135,294
1017	Pritom Medical Hall	Kamarhat	119,066	142,128	176,168	85,026
1018	Mr. Hannan	Chondrogong	117,821	141,775	175,022	84,574
1019	Pritom Medical Hall	Kamarhat	132,169	121,222	170,773	82,618
1020	Matry Pharmacy.	Uattar bazar,Chandrogonj.	223,319	120,868	231,876	112,311
1021	Maa Pharmacy.3	Charsahi,Hafiz Market.	279,105	120,515	269,117	130,503
1022	Momtaj Medical Hall.	Chorsahi,Hafiz Markrt.	123,054	120,161	163,726	79,489
1023	Suchita Pharmacy.	Mihazir Bazar..	226,185	119,808	232,823	113,170
1024	Dr.Din Mohammed.	Matrala Markrt,Chandrogonj..	188,398	119,455	207,078	100,774
1025	Brite Pharmacy	Dawan Shah Markrt.	182,302	119,101	202,662	98,742
1026	Sahinur Medical Hall	Raza Pur..	186,999	118,748	205,503	100,244
1027	Suborna Medical Hall.	Joider Pukurpar.(Pach Para)	123,054	138,594	175,795	85,853
1028	Dr.Abdul Kashem Pharmacy.	Anando Bazar(Chandrogonj)	140,483	138,241	187,196	91,529

1029	Ala Uddin Medical Hall	Chondrogong Bazar	172,285	137,888	208,236	101,936
1030	Gawsia Pharmacy 2	Moyesh Pur	173,653	137,534	208,837	102,351
1031	Robi Pharmacy	Chandragonj Bazar	129,721	137,181	179,047	87,854
1032	Sayef Pharmacy	Sordar Dighirpar Chandragonj	252,114	136,828	260,815	128,126
1033	Mahedi Pharmacy	Chandragonj Boshurhat	191,015	136,474	219,522	107,967
1034	Dr. Deen Mohammed	Madrasha Market Chandragonj	275,612	136,121	275,885	135,848
1035	Pinki Pharmacy 1	iar Bazar Chowmuhoni	379,505	135,767	345,129	170,143
1036	New Pharmacy 2	College Gate Chowmuhoni	302,336	135,414	293,091	144,659
1037	Jonota Pharmacy.1	Bashurhat	246,903	135,061	255,641	126,323
1038	Jonota Pharmacy 2	Kamarhat	363,897	134,707	333,577	165,028
1039	Ma Bhumika Pharmacy	Sorka Digir par	211,355	134,354	231,197	114,512
1040	Happy Pharmacy 1	molla Maeket	304,961	134,000	293,447	145,515
1041	Ma Pharmacy1	Chondragonj	419,917	133,647	369,915	183,649
1042	Dr. Ruhul Amin	Pulon poul,Chowmuhoni	334,531	133,294	312,498	155,326
1043	Citiy Pharmacy	Bosirhat	273,195	132,940	271,186	134,949
1044	New Pharmacy 10	College Gate Chandragonj	402,648	132,587	357,250	177,985
1045	Dr.Uttom Kumar Sorkar	Chandrogongj	407,415	132,233	360,055	179,593
1046	Dr.Sonkor	Bigli Bazar	389,307	131,880	347,603	173,584
1047	Swapon Pharmacy	Dattapara	448,156	131,527	386,466	193,217
1048	Jhanara Medical Hall	Mandari Bazar	211,124	131,173	228,116	114,182
1049	Cosmos Medical Hall	Chandrogongj	205,802	130,820	224,246	112,376
1050	Mr.Dr.Arjun-01	Halim Bazar	244,910	130,467	249,966	125,411
1051	Shorif Pharmacy 1	Sordardighir Par	537,377	130,113	444,313	223,177
1052	Gowrango Medical hall	Sordardighir Par	343,441	129,760	314,862	158,339
1053	Ma Pharmacy 2.	Chor Shahi Bazar	213,444	129,406	228,039	114,811
1054	Montush Medical Hall	Hafiz Market	251,774	129,053	253,200	127,627
1055	Yeasin Drug House	Miar Bazar,Bosurhat	506,234	128,700	421,983	212,951
1056	Happy Pharmacy1	Mollamarket,Chondro gonj	487,085	128,346	408,862	206,570
1057	Mita Pharmacy1	Zinu Market Chondrogongj	472,745	127,993	398,944	201,794
1058	Ma Pharmacy10	Zinu Market Chondrogongj	498,677	127,639	415,768	210,548
1059	Seba pharmacy2	Paulpara Bazar	547,209	127,286	447,576	226,920
1060	Dr.Pritush	Zuardar Pukurpar	362,554	126,933	324,682	164,804
1061	Rocky Pharmacy	Paulpara	245,156	126,579	246,480	125,255
1062	Dr. Lolith Mohon	Hamid Miazir Bazar	394,779	126,226	345,318	175,687
1063	Rahim Medical Hall 2	Chowpolli	190,009	125,873	209,282	106,599
1064	Ettadi Medical Hall	Bashur Hat	594,314	125,519	476,726	243,106
1065	Kadir medical Hall	Mandari	240,574	125,166	242,125	123,615
1066	Zaman Medical Hall 01	Dewanshi Market	300,520	124,812	281,466	143,867
1067	Sudhir Pharmacy	Bashurhat	411,698	124,459	354,666	181,492
1068	jononi Pharmacy 032	Bashurhat	205,961	124,106	218,252	111,815
1069	Faruque Medical Hall	Amanullah Pur,Chondrogongj	257,584	123,752	252,054	129,282
1070	Dr. Ziaur Rahaman	Romonir Hat	304,804	123,399	282,921	145,282
1071	Sinha Pharmacy 1	Romonirhat	491,123	123,045	405,632	208,536
1072	Rupa Medical Hall	Chowgolli Bazar,Chandrogongj	420,877	122,692	358,863	184,706
1073	Lucky Pharmacy 1	Chowgolli Bazar	345,266	122,339	308,590	159,014
1074	Esha Medical Hall	Chowgalli Bazar	332,763	121,985	299,988	154,760

1075	Life Pharmacy 2	Sardhar Digir Par	297,331	121,632	276,272	142,691
1076	Dr. Babul	Amanullah Pur Bazar, Chandra Gonj	309,098	121,279	283,687	146,690
1077	Suchita Pharmacy	Miar Bazar, Chandra Gonj	286,804	120,925	268,653	139,076
1078	Anjon Pharmacy	Holman Bazar, Chandra Gonj	343,441	120,572	305,618	158,395
1079	Momtaj Pharmacy	Char Shahi Hafiz Market, Chandra Gonj	415,564	120,218	352,749	183,033
1080	Ideal Medical Hall 2	Mohrespur, Borobarir Dorja	389,579	119,865	335,276	174,168
1081	Dr. Jalal Ahmed	Chondragonj	324,138	119,512	291,860	151,789
1082	Shain Pharmacy2	Sordar Dighir Par	327,198	119,158	293,525	152,831
1083	Dr. Abdul Kashem	Anondo bazar	354,698	118,805	311,254	162,249
1084	Shahid Pharmacy-5	Sordar Degirpar, Chondragonj	342,951	118,451	303,180	158,222
1085	Sunir Medical Hall	Bashurhat Bazar, Chondragonj	396,789	118,098	338,190	176,697
1086	Bahi Bhai Pharmacy	Joarder Pukur Par Chandogonj	362,844	117,745	315,538	165,051
1087	Omi Medical Hall	Palpara Bazar Chandogonj	300,784	141,086	290,001	151,868
1088	Saif Pharmacy	Sorderdigirpar Chandogonj	332,175	26,255	235,146	123,283
1089	Shipon Pharmacy 2	Madrasha Market Chandogonj	343,579	27,809	243,551	127,837
1090	Adorsho Cikithsaloy	Hanif Miazir Bazar Chandogonj	357,710	149,438	332,449	174,699
1091	Prime Medical Hall	Kamarhat, Chandogonj	350,820	153,284	330,323	173,781
1092	Anowara Polly Clinic	Tofatgonj. Miabarir Dorja	369,954	192,902	368,676	194,181
1093	Modina Pharmacy 4	Amanullah Par Bazar	412,295	206,794	405,348	213,742
1094	Anjon Pharmacy 4	Amanulla Par	472,241	137,612	399,142	210,711
1095	Ma Bhumika Pharmacy-5	Sordar Dighir Par	398,471	203,192	393,626	208,038
1096	Azad Medical Hall 11	Purbo Chondogonj	380,817	219,591	392,649	207,759
1097	Dr. Swopon	Chondogonj	432,868	235,990	437,240	231,619
1098	Dr. Sudir Kumar	bashur Hat.	422,823	252,389	441,218	233,994
1099	Bijoy Medical Hall	Chondrogong Bazar	495,200	268,788	499,031	264,958
1100	Rakib Medical Hall	Chondrogong Bazar	398,375	285,187	446,319	237,242
1101	Amanot Medical Hall	Chondrogong Bazar	389,579	203,198	386,890	205,888
1102	Pranto Medical Hall-10	Hanif Niazir bazar, Chandragonj	449,568	219,597	436,572	232,593
1103	Halima Medical Hall-5	Sorkar Digir Par	534,909	235,996	502,749	268,157
1104	Alam Medical Hall4	Hazirpara	419,342	120,732	352,071	188,003
1105	Ma Moni Medical hall5	Chandragonj	468,660	133,847	392,615	209,893
1106	Jamuna Medical Hall	Char Chamika	502,989	149,590	425,074	227,506
1107	Halim Medical Hall4	Bottoli Bazar, Chandogonj	432,869	163,581	388,358	208,092
1108	Sarker medical Hall	Main Road Chandogonj	339,248	135,294	308,859	165,683
1109	Nupur Medical hall2	Bangla bazar	311,697	153,746	302,816	162,627
1110	Sudhir Pharmacy4	Basur Hat	276,642	97,450	243,286	130,806
1111	Dr. Sukumar Pharmacy	Kamarhat	296,632	193,902	318,885	171,649
1112	Zamal Zahan Pharmacy	Dewan Saha Market	269,702	172,967	287,654	155,015
1113	Saif Pharmacy5	Sarker Digirpar	432,859	163,483	387,359	208,983
1114	Akhi Medical Hall5	Bal Para Bazar	367,918	160,278	342,957	185,239
1115	Esa M Hall	Chow Polli Bazar	272,515	159,393	280,325	151,582

1116	Modina Pharmacy	Amanullah Pur	368,009	174,842	352,191	190,660
1117	Ahad Pharmacy	Mohesh Pur	295,285	179,348	307,809	166,824
1118	Ahad Pharmacy	Mohesh Pur	294,350	183,854	310,001	168,203
1119	Kiron Medical Hall	Chondra Ban Bazar	382,934	188,360	387,883	183,411
1120	Anuwara Polli Clinic	Protap Gonj Miah Bari	310,473	192,866	346,274	157,065
1121	Bangladesh Pharmacy	Chandragonj Bazar	298,481	197,372	342,013	153,841
1122	Bimol Medical Hall	Chandragonj Bazar	525,621	201,878	507,395	220,104
1123	Nayon Medical Hall	Chandragonj Bazar	210,056	206,384	332,547	83,893
1124	Dr. Hannan	Chondrogonj	149,447	210,890	282,913	77,424
1125	Pinki Pharmacy-	Miar Bazar	164,883	215,396	308,028	72,252
1126	New Shahi Pharmacy	Chandra Gonj Bazar	174,108	219,903	328,947	65,063
1127	COSMOS MEDICAL HALL	CHANDRA GONJ	163,006	224,409	333,075	54,339
1128	DR. UTTAM KUMAR	CHANDRA GONJ	214,941	228,915	305,352	138,503
1129	Janoni Medical Hall	Chandrogonj Bazar	171,722	233,421	279,446	125,698
1130	Akhi Medical hall	Paulpara Bazar	118,487	237,927	248,581	107,833
1131	New Shahi Pharmacy	Chandra Gonj Bazar	224,742	242,433	373,061	94,114
1132	Bimol Medical Hall	Chandra Gonj Bazar	169,991	246,939	327,346	89,584
1133	Bangladesh Medical Hall	Chandra Gonj Bazar	290,510	251,445	438,985	102,970
1134	Nayon Medical Hall	Chandra Gonj Bazar	283,103	255,951	450,041	89,014
1135	Dipu Medical Hall	Chandra Gonj Bazar	278,583	260,457	463,434	75,607
1136	Cosmos Medical Hall	Chandra Gonj Bazar	295,489	264,964	377,581	182,872
1137	Janoni Pharmacy	Chandrogonj Bazar	204,111	269,470	319,055	154,526
1138	Dr. Uttom Kumar	Chandrogonj Bazar	228,959	273,976	341,469	161,465
1139	Dr. UTTOM KUMAR	CHANDRO GONJ	386,361	278,482	457,381	207,461
1140	Dr. Faruk	Amanullahpur, Chandragonj	218,969	282,988	346,222	155,734
1141	Janosheba Medical Hall	Basurhat	300,512	287,494	410,106	177,901
1142	Gouranga Medical Hall	Chandragonj	201,806	292,000	394,327	99,479
1143	Medinova Drug House	Chandragonj Bazar	195,774	296,506	386,506	105,774
1144	Roki Pharmacy	Chandragonj	213,432	206,845	340,426	79,852
1145	National Pharmacy	Chondrogonj Bazar	156,265	137,663	245,391	48,536
1146	Dr. Ruhul Amin	Betuya Bazar	257,589	203,243	396,195	64,637
1147	Oho Medical Hall	Chandragonj Bazar	112,155	219,642	228,261	103,536
1148	New Bangladesh Medical Hall	Chandragonj Bazar	110,982	236,041	239,358	107,666
1149	New Bimol Pharmacy	Chandragonj Bazar	124,497	252,440	262,896	114,042
1150	Momota Pharmacy	Hafiz Bridge, Chandragonj	210,358	268,839	382,661	96,536
1151	Dr. Narayan	College Road, Chandragonj	262,906	285,238	430,366	117,777
1152	Amanat Pharmacy	Chandragonj Bazar	115,911	203,249	258,521	60,640
1153	Dr. Anwar Hossain	Moddhor Bazar	213,057	219,648	361,253	71,452
1154	Suborna Medical Hall	Paulpara	177,463	236,047	355,511	58,000
1155	Fahim Pharmacy	Sorkar Dighir Par	171,721	120,783	197,062	95,442
1156	Bhuyan Pharmacy	Chandrogonj Bazar	176,145	133,898	208,879	101,165
1157	Asad Medical Hall	Chandrogonj Bazar	115,911	149,641	207,276	58,277
1158	Al-Hera Pharmacy	Chandragonj Bazar	132,329	163,632	231,755	64,207
1159	Suborna Pharmacy	Joider Pukur Par	162,286	135,345	233,809	63,822
1160	Shamol Medical Hall	Chandrogonj Bazar	163,574	153,797	250,114	67,258
1161	Ma Pharmacy	Bashirhat	122,191	97,501	148,008	71,684
1162	National Hospital	Chondrogonj Bazar	237,481	193,953	290,660	140,774
1163	Sojoli Pharmacy	Chondrogonj Purbo Bazar	195,790	173,018	248,468	120,339
1164	Medicine Corner	Paulpara Bazar	282,502	163,534	300,498	145,538

1165	Dr. Shyamol	Chondrogonj Uttor Bazar,	388,993	160,329	370,082	179,240
1166	Tapan Medical Hall	Chondrogonj Uttor Bazar	309,894	141,796	304,307	147,383
1167	United Pharmacy	Chondrogonj Bazar	253,075	137,863	263,378	127,560
1168	Sayeed Pharmacy	Sordar Dighir Par	372,995	133,931	341,520	165,406
1169	Zitu Medical Hall	Chandragonj Bazar	216,639	129,999	233,533	113,106
1170	Momotaz Medical Hall	Akiz Bridge, Chor Shahi	312,585	135,356	301,782	146,160
1171	Hiron Medical Hall	Chandragonj Bazar	430,415	153,808	393,596	190,628
1172	Al- Mozahid Pharmacy	Mostafar Dokan	342,894	97,512	296,705	143,701
1173	Paragon Drag House	Chanrgonj Bazar	280,025	193,964	319,330	154,659
1174	Ma Medical Hall-102	Karim Supar Markat Chandorgonj	412,714	173,029	394,619	191,124
1175	Janani Pharmacy	Mostafar Dokan	417,600	163,545	391,522	189,623
1176	Rakib Pharmacy	Chalpara Bazar	399,040	102,474	337,874	163,640
1177	New Mannan Pharmacy	2 No Pool, Chandragonj	459,360	135,363	400,669	194,054
1178	Sukumar Pharmacy.	Kamar Hat	216,403	153,815	249,419	120,799
1179	Sayed Pharmacy	Choto Dighirpar	210,947	97,519	207,816	100,650
1180	Master Pharmacy	2 No Poll	251,033	193,971	299,802	145,201
1181	Ahaho Medical Hall.	Chondrogong Bazar	484,714	173,036	443,131	214,619
1182	Mehadi Medical Hall	Bosurhat	352,027	163,552	347,349	168,230
1183	Maa Medical Hall	Bosurhat	218,780	160,347	255,421	123,706
1184	Jonata Pharmacy	Bosurhat	258,069	141,814	269,404	130,479
1185	Sucita Pharmacy	Charshahi School Gate	518,889	137,881	442,471	214,299
1186	Dr. Hannan	Chondrogong Bazar	499,262	133,949	426,599	206,612
1187	Medenova Drag House	Chondrogong Bazar	484,564	130,017	414,048	200,533
1188	Rocky Medical Hall	Pall Para Bazar	511,144	135,374	435,564	210,954
1189	Suborna Medical Hall	Joider Pukurpar	542,779	153,826	469,308	227,297
1190	Cosmos Medical Hall	Chondrogong Bazar	371,618	97,530	316,068	153,079
1191	Dipu Medical Hall	Chondrogong Bazar	251,285	193,982	299,980	145,287
1192	Jonani Medical Hall	Chondrogong Bazar	404,648	173,047	389,197	188,498
1193	Momotaj Medical Hall	Chorshahi Hafiz Briz	194,759	163,563	241,404	116,918
1194	Maa Medical Hall	Basurhat	515,640	102,492	416,440	201,692
1195	Ashsefa Medical Hall	Basurhat	246,589	143,369	262,718	127,240
1196	Gorango Medical Hall	Chondrogong Bazar	308,033	143,016	303,875	147,174
1197	Happy Pharmacy	Molla Market	421,991	142,663	380,411	184,242
1198	Saif Pharmacy	Shordar Digirpar	211,110	142,309	238,101	115,318
1199	Dr. Liton	North Sreepur	264,023	141,956	273,511	132,468
1200	Keron Medical Hall	Chondrogong Bazar	312,424	121,403	292,272	141,554
1201	Dipali Medical Hall	Chondrogong Bazar	570,407	121,049	465,839	225,617
1202	Jonani Medical Hall	Mostafar Dokan	490,226	120,696	411,583	199,339
1203	Cosmos Medical Hall	Chondrogong Bazar	353,897	120,342	319,499	154,741
1204	Dr. Uttom Kumar.	Chondrogong Uttor Bazar	341,082	119,989	310,627	150,444
1205	Bangladesh Medical Hall	Chondrogong Bazar	304,764	119,636	285,921	138,479
1206	Medenova Drag House	Chondrogong Bazar	316,825	119,282	293,809	142,299
1207	New Pharmacy	College Gate, Chondrogong	293,974	118,929	278,176	134,727
1208	Saif Pharmacy	Sordar Digirpar	352,027	138,775	330,657	160,145
1209	Bimol Medical Hall	Chondrogong Bazar	425,953	138,422	380,224	184,151
1210	Mr. Hannan		399,319	138,069	362,042	175,345
1211	Bhuiyun Pharmacy	Chondrogong Purbo Bazar	332,241	137,715	316,613	153,343
1212	Keron Pharmacy	South Sreepur	335,378	137,362	318,488	154,251

1213	Saif Pharmacy	Andarghor	363,566	137,009	337,241	163,334
1214	Seba Pharmacy	Andarghor	351,525	136,655	328,891	159,290
1215	Dr. Abdul Korim	Poccim Lotifpur	406,709	136,302	365,830	177,180
1216	Akhi Medical Hall	Pall Para Bazar	371,915	135,948	342,151	165,712
1217	Maa Medicine Center/	Korima Super Market, Chondrogong	308,304	135,595	299,058	144,841
1218	Medicine Corner	Palpara Bazar	340,480	135,242	320,497	155,224
1219	Roky Medical Hall	Palpara Bazar	352,168	134,888	328,133	158,923
1220	Matri Pharmacy	Chondrogong Bazar	366,652	134,535	337,653	163,534
1221	Bimol Medical Hall	Chondrogong Bazar	359,591	134,181	332,658	161,114
1222	Oho Medical Hall	Chondrogong Bazar	379,203	133,828	345,633	167,398
1223	Momotaj Pharmacy	Chor Shahi Hafiz Briz	422,602	133,475	374,633	181,444
1224	New United Medical	Chondrogong Bazar	484,047	133,121	415,791	201,377
1225	Jononi Medical Hall.	Mostofar Dokan	408,433	132,768	364,611	176,590
1226	National Hospital	Purbo Bazar, Chondrogong	390,338	132,414	352,182	170,570
1227	Momotaj Pharmacy	Chor Shahi Hafiz Briz	443,690	132,061	387,888	187,863
1228	National Hospital	Chandrogong Purbo Bazar	433,393	131,708	380,713	184,388
1229	Momotaj Pharmacy	Char Shahi Hafiz Brij	507,580	131,354	433,808	205,127
1230	Medicine Corner	Palpara	408,334	131,001	371,038	168,297
1231	Janata Pharmacy	Basurhat	399,319	130,648	365,542	164,424
1232	Medenoba Drag	Chandrogong	460,807	130,294	412,264	178,837
1233	Nur Medical Hall	Chandrogong Bazar	548,282	129,941	541,592	136,630
1234	New United Pharmacy	Chondrogong Bazar	429,826	129,587	439,215	120,199
1235	Janani Medical Hall	Chondrogong	422,731	129,234	447,093	104,872
1236	Rakib Medical Hall	Chondrogong Bazar	453,697	128,881	486,376	96,201
1237	Maa Pharmacy	Basurhat	443,690	128,527	491,957	80,260
1238	Sucita Pharmacy	Charshahi School Gata	347,729	128,174	327,399	148,503
1239	Madenova Drag	Chandrogong Bazar	319,489	127,820	308,530	138,780
1240	Bejoy Medical Hall	Chandrogong Bazar	283,558	127,467	286,670	124,355
1241	Aho Medical Center	Chandrogong	304,047	127,114	344,302	86,859
1242	Rakib Medical Hall	Chondrogong Bazar	276,444	126,760	316,570	86,635
1243	Dipu Medical Hall	Chondrogong Bazar	443,681	126,407	461,773	108,315
1244	Ala Uddin Medical Hall	Chondrogong Bazar	377,115	126,054	420,081	83,088
1245	Cosmos Medical Hall	Chondrogong Bazar	279,328	125,700	348,218	56,810
1246	Momotaj Medical Hall	Char Shahi Hafiz Briz	377,209	125,347	338,576	163,980
1247	National Hospital	Chandrogong Purbo Bazar	302,668	124,993	288,118	139,543
1248	Medenova Drag House	Chondrogong	301,708	124,640	289,471	136,877
1249	Pritom Pharmacy	Kamarhat	392,508	124,287	355,531	161,263
1250	Dipu Medical Hall	Chondrogong	318,235	123,933	304,984	137,185
1251	Janani Pharmacy	Mostafar Dokan	305,943	123,580	299,571	129,952
1252	Matri Pharmacy	Chondrogong Bazar	612,229	123,226	587,295	148,160
1253	Sangita Medical Hall	Rajgong Bazar	145,817	122,873	210,958	57,732
1254	Matri Pharmacy2	Andargor	153,183	122,520	223,320	52,383
1255	Amanat Pharmacy	Chondrogong Bazar	169,005	122,166	243,091	48,081
1256	Dr. Liton	Sreepur	178,460	121,813	258,156	42,117
1257	Bhuiyun Pharmacy	East Chondrogong Bazar	167,081	121,460	198,503	90,038
1258	Seba Pharmacy	Andarghor	177,305	121,106	205,827	92,583

1259	National Hospital	Chondrogong Purbo Bazar	176,015	120,753	206,981	89,787
1260	New United Pharmacy	Chondrogong Bazar	121,449	120,399	193,127	48,721
1261	Oho Medical Hall	Chondrogong Bazar	230,361	120,046	275,116	75,290
1262	Janani Medical Hall	Chondrogong Bazar	174,240	119,693	238,086	55,847
1263	Mun Medical Hall	Chondrogong Bazar	297,773	119,339	348,235	68,878
1264	Madenova Drag	Chondrogong Bazar	290,181	118,986	351,776	57,390
1265	Gorango Medical Hall	Chondrogong Bazar	285,548	118,632	272,299	131,881
1266	Saif Pharmacy	Sordar Digi	209,214	118,279	220,635	106,859
1267	Suborna Medical Hall	Joiderpukurpar	234,682	117,926	275,227	77,381
1268	Janata Pharmacy	Kamarhat	396,020	141,267	420,726	116,561
1269	Dipali Pharmacy	Chandorgong	224,443	26,436	197,082	53,796
1270	Keron Pharmacy	Sree Pur	308,025	27,990	264,806	71,209
1271	Mohammadiya	Chondrogong Bazar	206,851	149,619	240,156	116,313
1272	Alauddin Medical Hall	Chondrogong	200,669	153,465	238,582	115,551
1273	Momotaj Medical Hall	Chorshahi	218,768	193,083	277,467	134,384
1274	Dr. Uttom Kumar.	Chondrogong Bazar	160,172	206,975	247,350	119,797
1275	Assefa Pharmacy	Bosurhat	264,029	137,793	270,710	131,111
1276	Seba Pharmacy	Andher Ghor	114,959	203,373	214,463	103,869
1277	Saif Pharmacy	Andherghor	192,687	219,772	277,877	134,582
1278	Al-Hossain Pharmacy	Airport Road, Noyabazar, Sylhet.	109,688	236,171	233,008	112,851
1279	Suruya Pharmacy	Airport Road, Noyabazar, Sylhet	176,633	252,570	289,157	140,046
1280	Shahporan pharmacy-3	Akhali, Sylhet	229,648	268,969	335,922	162,695
1281	M. Rahman Pharmacy	Akhali, Sylhet.	107,638	285,368	264,771	128,235
1282	R.k. Pharmacy	Akhali, Sylhet.	134,460	203,379	227,605	110,235
1283	Kakoli Madical Corner	Akhali, Sylhet.	184,203	219,778	272,165	131,816
1284	Rhamania Pharmacy	Baluchar-Nayabazar, Sylhet.	115,248	236,177	236,758	114,667
1285	Harun Pharmacy	Baluchar- Nayabazar, Sylhet.	136,376	120,913	173,338	83,952
1286	Sani Pharmacy	Bagbari, Sylhet.	189,775	134,028	218,149	105,655
1287	Asha Pharmacy-1	Durgabari Point, Sylhet.	213,987	149,771	245,067	118,692
1288	Dev Pharmacy	Karerpara, Sylhet	154,480	163,762	214,402	103,840
1289	Shipa & Mahfuz	Pirojpur, Sylhet	148,885	135,475	191,576	92,785
1290	Jonosheba Pharmacy-3	Porgona Bazar, Sylhet	133,032	153,927	193,326	93,633
1291	Jonani Pharmacy	Patantula, Sylhet	138,297	97,631	158,947	76,982
1292	Habib Drug House	Pirmoholla, Sylhet	128,321	194,083	217,206	105,198
1293	Raja Pharmacy	Pirmoholla, Sylhet	156,018	173,148	221,761	107,404
1294	Al Mamun Pharmacy	Pirmoholla, Sylhet	211,288	163,664	252,608	122,344
1295	Sumi Pharmacy	Roynogor, Sylhet	171,954	160,459	223,949	108,464
1296	Bushra Pharmacy	Shahi Eidgah, Sylhet	145,027	159,574	205,212	99,389
1297	Sadia Pharmacy	Shahi Eidgah, Sylhet	146,395	175,023	216,541	104,876
1298	Israil Pharmacy	Shahi Eidgah, Sylhet	158,699	179,529	227,866	110,361
1299	Al Topshi Pharmacy	Shahi Eidgah, Sylhet	153,445	184,035	227,362	110,117
1300	Prograssive Pharmacy	Shahi Eidgah, Sylhet	177,532	188,541	246,626	119,447
1301	Chowdhury Pharmacy-2	Subid Bazar, Sylhet	162,345	193,047	239,430	115,962
1302	Talukder Pharmacy-1	Tukerbazar, Sylhet	134,578	197,553	223,759	108,372
1303	Sudip Pharmacy	Tarapur, Sylhet	148,622	202,059	236,256	114,425

1304	Mahbub Pharmacy-1	Tarapur, Sylhet	153,725	206,565	242,730	117,560
1305	Paul Pharmacy.	Chhatak.	160,047	211,071	250,025	121,093
1306	Titas Pharmacy	Moulovi para-B.Baria	156,964	215,577	250,984	121,557
1307	Adhunik Shishu Genaeal Hospital	Moulovi Para - B.Baria	165,525	220,084	259,787	125,821
1308	Ahmed Drug House	Amin Complex Jail Road,B.Baria	184,469	224,590	275,586	133,473
1309	A.Haque Pharmacy	Bogir Bazar-kosba. B.Baria	211,293	229,096	296,693	143,695
1310	M/S Drug House	Kharerera Bazar-Kosba,B.Baria	178,286	233,602	277,492	134,396
1311	Sonjoy Medical Hall	Kherara Bazar-Kosba,B Baria	170,387	238,108	275,206	133,289
1312	Mizan Medical Hall-	Nobinogor. B-Baria	193,676	242,614	293,932	142,358
1313	Jonprio Pharmacy	Chati Potty,B-Baria	163,384	247,120	276,560	133,944
1314	Juthy Pharmacy	Halder Para, B-Baria	191,352	251,626	298,437	144,540
1315	Ma-Pharmacy-	Super Market,B-Baria	178,243	256,132	292,642	141,733
1316	Al-Shifa Medical Hall-	Kumarshil More,B-Baria	174,308	260,638	293,026	141,920
1317	Sonjoy Medical Hall.	Khewra Bazar,B-Baria.	173,719	265,145	295,665	143,198
1318	Iqbal Medical Hall.	Sambari Bazar,B-Baria	206,696	269,651	320,918	155,428
1319	Dr. Samsul Haque	Charghat-K.B.B	213,209	274,157	328,342	159,024
1320	Bismillah Medical Hall.	Upojila Helth Complex. B-Baria.	209,690	278,663	329,007	159,346
1321	Kosba Drug House.Upojila Helth Complex. Kosba.B-Baria.		171,038	283,169	306,003	148,204
1322	Rahmania Pharmacy.	B,Baria	193,676	287,675	324,290	157,061
1323	Ahmed Drug House.	Kumaeshil More,B-Baria.	151,788	292,181	299,105	144,864
1324	East Bengol Pharmacy.	Puraton Bazar,Kosba,B-Baria.	139,461	296,687	293,836	142,312
1325	Azad Pharmacy.	Puraton Bazar,Kosba,B-Baria.	123,777	207,026	222,865	107,939
1326	Jonota PharmacyKodomtoli More Hospital Road Kosba.		132,720	137,844	182,281	88,283
1327	Tetas Pharmacy	Moulovipara,B Baria	120,671	203,424	218,346	105,750
1328	Mastar Medical Hall	Chompoknogor Bazar,B Baria	193,672	219,823	278,575	134,921
1329	Joni Phartmacy	Mogra Bazar	164,616	236,222	270,047	130,790
1330	Jonoprio Pharmacy 01	Chatti Potti,B-Baria	121,930	252,621	252,338	122,213
1331	Mushkil Ahsan	Hospital Gate, B.Baria	164,657	269,020	292,171	141,505
1332	The Medical Hall	Chondidoar	132,118	285,419	281,298	136,239
1333	Shomorita Hospital	Moulovepara,B.Baria	131,699	203,430	225,779	109,350
1334	Popular Medical Hall-10	Hospital Gate,B.Baria	171,334	219,829	263,530	127,634
1335	Populer Drug House	Puraton Bazar Kosba	138,914	236,228	252,736	122,406
1336	Economix Drugh House	Puraton Bazar,Kosba	133,548	120,964	171,467	83,045
1337	Ahmed Drugh House	Amin Complex B Baria	203,107	134,079	227,165	110,021
1338	Haidar Pharmacy	Kuti Bazar, Kosba	100,555	149,822	168,681	81,696

1339	Munshi Pharmacy-01	Gopinath Pur, Kosba	129,982	163,813	197,932	95,863
1340	Popular Drug House	Puratan Bazar, Kosba	126,668	135,526	176,642	85,552
1341	Khaza Pharmacy.	Chargach Bazar, Kosba	124,645	153,978	187,711	90,913
1342	Dr. Sojib Pharmacy	Madhob Pur Bazar	102,442	97,682	134,825	65,299
1343	Jannat Pharmacy	Shomirail Bazar	172,867	194,134	247,252	119,750
1344	Khaza Pharmacy	Charghat Bazar	134,457	173,199	207,270	100,386
1345	Dr. Mizanur Rahman	Edilpur Bazar	115,252	163,715	189,406	89,561
1346	Jonoprio Pharmacy	Chhati Potti, B. Baria	117,631	160,510	191,348	86,793
1347	Shapla Pharmacy	Madar Bazar	106,255	141,977	171,216	77,015
1348	Bristy Pharmacy	Kaligonj	126,399	138,044	184,436	80,007
1349	Utshob Pharmacy	Balagonj	174,045	134,112	246,078	62,079
1350	Helal Pharmacy	Balagonj	138,654	130,180	211,071	57,763
1351	Janata Pharmacy	Adit Pur	113,232	135,537	201,504	47,266
1352	Gopali Pharmacy	Elash Pur	166,887	153,989	267,891	52,986
1353	Khan Pharmacy 2 Dr. Abul Hussin Khan School Ghar BT	Road	139,859	97,693	204,232	33,319
1354	Debnath Pharmacy-3 Dr. Kali Kirshna Dbnath Chowrasta		192,579	194,145	266,048	120,675
1355	Alo Medical Hall-30	Dr. Porilal Das, Buser Hat Bazar	153,419	173,210	225,291	101,338
1356	Janu Medical Hall-3	C/o Dr. KK Akarja, Digirpar, Chand Pur	125,290	163,726	201,575	87,441
1357	Mojumdar Medical Hall	C/o Maksudur Rahman, Shologhar. B T	184,659	102,655	229,434	57,880
1358	Dr. Shombhu Nath	Zohirer Dukan, Bisnod, Chandpur	186,845	135,544	253,119	69,270
1359	Dulal Medical Hall-2	Shahtoli Bazar, Chandpur	178,541	153,996	269,356	63,181
1360	Shamim Medical Hall-2	C/o Dr. Billa Hossain Patuway, Milatary	205,529	97,700	253,157	50,072
1361	Popular Pharmacy--5	Kalibari, Chandpur	112,318	194,152	263,484	42,986
1362	Azad Pharmacy-3	Kalibari Chandpur	246,447	173,217	282,730	136,933
1363	Gazi Medical Hall--2	Miswan Road, Chandpur	157,506	163,733	216,421	104,818
1364	Maa Medical Hall--2	C/o Dr. Prodig acharjee, Haruner Dukan	115,466	160,528	187,388	88,607
1365	Jonani Pharmacy-80	C/o Dr. Saidur	200,505	141,995	235,624	106,876
1366	Janoki Medical Hall-90	Dighirpar, Chandpur	192,921	138,062	228,294	102,689
1367	Humayera Medical hall	C/o Dr. Sueb Khan, Chandpur	187,242	134,130	224,141	97,231
1368	Epa Drug House	C/o Alom Patuway, Taltola	197,512	130,198	261,692	66,018
1369	Dr Farid Patway	Taltola Bazar Moisdi	225,334	135,555	283,347	77,543
1370	Bada M Hall	C/o Bodol Gosai	166,271	154,007	259,426	60,852
1371	Dotto Drug House	C/o Sumit kumar datto Bisnodi Road	112,431	97,711	175,442	34,701
1372	Bismillah M hall	C/o Abul Katam Babar Hat	181,050	194,163	322,585	52,628
1373	Haque Pharmacy	New Kali Bazar	309,726	173,228	332,250	150,703
1374	Padma Pharmacy 1	KaliBari	110,330	163,744	189,041	85,033
1375	Dola Pharmacy	KaliBari	137,822	102,673	167,734	72,762

1376	Khan Pharmacy 6	Solo Ghor Chad Pur	188,809	143,550	265,405	66,955
1377	Patuway Medical Hall	Mohamaya Chand Pur	118,131	143,197	205,177	56,150
1378	Bokul Medical Hall6	Mohamaya Chand Pur	139,786	142,844	228,931	53,699
1379	Shovo Medical Hall6	Mohamaya Chand Pur	194,521	142,490	281,361	55,650
1380	Ma Medical Hall9	Mohamaya Chand Pur	166,698	142,137	265,517	43,318
1381	Azad Pharmacy-3	Kalibari Chandpur	158,343	121,584	188,588	91,338
1382	Gazi Medical Hall--2	Miswan Road, Chandpur	152,609	121,230	184,487	89,352
1383	Dr.Chandtut Medical Hall	Kalibari Chandpur	136,359	120,877	200,785	56,452
1384	Maa Medical Hall--2	C/o Dr.Prodip acharjee, Haruner Dukan	141,756	120,523	205,379	56,900
1385	Jonani Pharmacy-80	C/o Dr.Saidur	131,531	120,170	197,729	53,973
1386	Janoki Medical Hall-90	Dighirpar, Chandpur	157,506	119,817	218,552	58,770
1387	Humayera Medical hall	C/o Dr.Sueb Khan, Chandpur	216,571	119,463	226,388	109,645
1388	Epa Drug House	C/o Alom Patuway, Taltola	178,665	119,110	200,613	97,162
1389	Dr Farid Patway	Taltola Bazar Moisdi	148,653	138,956	193,765	93,845
1390	Bada M Hall	C/o Bodol Gosai	150,056	138,603	194,472	94,187
1391	Dotto Drug House	C/o Sumit kumar datto Bisnodi Road	162,669	138,250	202,731	98,187
1392	Bismillah M hall	C/o Abul Katam Babar Hat	157,281	137,896	198,863	96,314
1393	Matry M Hall	G. T Road Chand Pur	181,972	137,543	215,259	104,255
1394	Haque Pharmacy	New Kali Bazar	166,404	137,190	204,533	99,060
1395	Padma Pharmacy 1	KaliBari	137,943	136,836	185,121	89,658
1396	Dola Pharmacy	KaliBari	152,339	136,483	194,581	94,240
1397	Khan Pharmacy 6	Solo Ghor Chad Pur	157,569	136,129	197,867	95,832
1398	Sonkor Medical Hall5	Mohamaya Chand Pur	164,049	135,776	201,995	97,831
1399	Patuway Medical Hall	Mohamaya Chand Pur	160,890	135,423	199,628	96,685
1400	Bokul Medical Hall6	Mohamaya Chand Pur	169,665	135,069	205,302	99,433
1401	Shovo Medical Hall6	Mohamaya Chand Pur	189,083	134,716	218,146	105,653
1402	Ma Medical Hall9	Mohamaya Chand Pur	164,597	134,362	201,411	97,548
1403	Janaprio Pharmacy	Magna Bazar, Maduddi	238,921	134,009	251,246	121,684
1404	Janaprio Pharmacy2	Magna Bazar, Madobdi, Narshingdi	284,276	133,656	281,563	136,368
1405	Mahadi Pharmacy	Magna Bazar, Madobdi, Narshingdi	222,858	133,302	239,948	116,213
1406	Rony Pharmacy	Madobdi Bazar, Narshingdi	219,180	132,949	237,232	114,897
1407	Janata Pharmacy	Zilla Hospital Moar	235,235	132,595	247,810	120,020
1408	Azad Pharmacy	Paikgachha Bazar, Madhabdi	202,441	132,242	225,479	109,205
1409	Janani Pharmacy	Meghna Bazar, Madhabdi	158,657	131,889	195,743	94,803
1410	Ma Medical Hall	Bala Bazar	145,772	131,535	186,824	90,483
1411	Ma Medical Hall	Meghna Bazar	129,378	131,182	175,541	85,019
1412	Dr. Asadullah Pharmacy	Chordigoli Bazar	138,727	130,829	181,601	87,954

1413	Al - Shefa Medical Hall	Doani Bazar, Madhabdi	126,132	130,475	172,878	83,729
1414	Anis Pharmacy	Doani Bazar, Madhabdi	202,437	130,122	224,047	108,511
1415	Dr. Mannan Medical Hall	Doani Bazar, Madhabdi	172,065	129,768	203,347	98,486
1416	Abdur Rahman Pharmacy	Bscic, Narshingdi	127,448	129,415	173,050	83,812
1417	Mukti Pharmacy	Railgate, Narshingdi	172,108	129,062	202,900	98,269
1418	Balaka Pharmacy	Narshingdi	138,090	128,708	179,744	87,054
1419	Daynight Pharmacy	Madhobdi	137,659	128,355	179,216	86,799
1420	Rahman Pharmacy	Bscic Kararchar, Narshingdi	179,088	128,001	206,889	100,201
1421	Janaprio Pharmacy	Station Road, Narshingdi	145,200	127,648	183,820	89,028
1422	Sotata Pharmacy	Station Road, Narshingdi	139,592	127,295	179,803	87,083
1423	Daffodil Pharmacy	Station Road, Narshingdi	279,340	126,941	273,714	132,566
1424	Monir Pharmacy	Norshingdi	105,106	126,588	156,094	75,600
1425	Sohel Medical Comer	Narayanpur Bazar	135,864	126,235	176,578	85,521
1426	Pronoy Medical Hall	Narayanpur Bazar	132,400	125,881	174,006	84,275
1427	Bangladesh Medical Hall	Narayanpur Bazar	143,932	125,528	181,537	87,923
1428	Fariya Pharmacy.	Shorra Bad.	107,078	125,174	156,470	75,782
1429	Shalim Pharmacy	Shorrabad.	180,691	124,821	205,825	99,686
1430	Provati Medical Hall	Sorrabad.	102,406	124,468	152,846	74,027
1431	Shakib Pharmacy	Narayanpur.	140,541	124,114	178,300	86,355
1432	Bismillah Pharmacy	Narayanpur.	120,468	123,761	164,538	79,690
1433	Rana Pharmacy	Shorrabad	122,954	123,407	165,976	80,386
1434	Kashem Medical Hall	Damia Road, Tarail	111,063	123,054	157,727	76,391
1435	Sarwar Medical Hall	Chokpara, Sekandarnagar	127,959	122,701	168,871	81,788
1436	Nasim Medical Hall	Purbo Jawar Bazar, Tarail	184,630	122,347	206,813	100,164
1437	Naznin Medical Hall	Kawakhali	254,227	121,994	253,463	122,758
1438	Kona Medical Hall	Jawar	202,532	121,641	218,397	105,775
1439	Abir Medical Hall	Kawakhali Bazar	165,398	121,287	193,142	93,543
1440	Kashem Medical Hall	Jamtola Bazar, Sekandarnagar	243,772	120,934	245,705	119,001
1441	Akhi Medical Hall	Jamtola, Sekandarnagar	141,585	120,580	176,623	85,543
1442	Hafizul Medical Hall	Noyapara Moar, Sekandarnagar	204,291	120,227	218,630	105,888
1443	Johney Medical Hall	Jauar Bazar	281,299	119,874	270,273	130,900
1444	Tamim Medical Hall	Koluma Bazar.	224,099	119,520	231,499	112,120
1445	Bappy Medical Hall	Roytuti Bazar.	183,011	119,167	203,579	98,598
1446	Sohel Medical Hall	Jamtola Bazar.	269,730	118,813	261,765	126,779
1447	Snigdha Medical Hall	Jamtola Bazar.	271,931	118,460	263,009	127,382
1448	Shawon Medical Hall	Hospital Gate, Karimgonj	260,793	118,107	255,268	123,632
1449	Mamun Medical Hall	Hospital Gate, Karimgonj	300,216	141,448	297,552	144,111
1450	Medical Store	Karimgonj Bazar	141,430	26,617	113,214	54,832
1451	Zohirul Medical Hall	Karimgonj Bazar	137,865	28,171	111,860	54,176
1452	Bismillah Medical Hall	Karimgonj	164,063	149,800	211,451	102,411
1453	Arifa Medical Hall	Karimgonj	359,984	153,646	346,036	167,593
1454	Sarah Medical Hall	Karimgonj Bazar	230,068	193,264	285,202	138,130
1455	Hazi Medical Hall	Hospital Road, Karimgonj	142,984	207,156	237,729	112,411

1456	Popy Medical Hall	Hospital Road, Karimgonj	168,661	137,974	210,951	95,684
1457	Tushar Medical Hall	Karimgonj Bazar	385,365	203,554	406,204	182,715
1458	Ety Medical Hall	Karimgonj Bazar	370,788	219,953	412,013	178,728
1459	Sobuj Medical Hall	Karimgonj Bazar	359,873	236,352	476,113	120,112
1460	Ma Medical Hall	Karimgonj Bazar	379,612	252,751	496,490	135,873
1461	Himel Medical Hall	Karimgonj Bazar	433,085	269,150	568,812	133,423
1462	Roni Medical Hall	Hospital Gate, Karimgonj	242,871	285,549	441,163	87,258
1463	Murad Medical Hall	Karimgonj	164,228	203,560	316,202	51,587
1464	Habib Pharmacy	Karimgonj Bazar	264,459	219,959	333,258	151,160
1465	Insaf Medical Hall	Hospital Gate, Karimgonj	127,285	236,358	250,821	112,822
1466	New Iqbal Pharmacy	Karimgonj Bazar	452,415	121,094	399,995	173,515
1467	Seba Medical Hall	Karimgonj Bazar	161,159	134,209	235,865	59,503
1468	Mortuz Ali Medical Hall	Hospital Gate, Karimgonj.	201,316	149,952	275,792	75,475
1469	Bismilla Medical Hall	Hospital Gate, Karimgonj.	275,793	163,943	356,187	83,549
1470	Shofiq Medicine Corner	Chondropur Bazar.	137,972	135,656	228,444	45,184
1471	Luknath Medical Hall	Korimgong.	172,553	154,108	280,843	45,818
1472	Riya Medical Hall	Korimgonj.	135,661	97,812	157,292	76,180
1473	Johirul Medical Hall	Kariamgonj.	248,394	194,264	298,222	144,436
1474	Shahjalal Pharmacy	Shahjalal Bazar, Bazitpur	212,866	173,329	262,209	123,986
1475	Janaseba Pharmacy	Shahjalal Bazar, Bazitpur	153,669	163,845	218,435	99,079
1476	Ruhidas Pharmacy	Noyapara, Bazitpur	148,105	160,640	212,956	95,790
1477	Popular Medical Hall	Bazitpur	132,335	159,755	203,718	88,371
1478	Bangladesh Pharmacy	Purbo Bhagorpur	207,062	175,204	305,257	77,009
1479	Hasan Medical Hall	Humairpur	192,127	179,710	291,942	79,895
1480	Kamal Medical Hall	Humairpur	230,068	184,216	335,571	78,713
1481	Golap Medical Hall	Bazitpur Bazar	316,344	188,722	421,664	83,401
1482	Morium Medical Hall	Bazitpur	260,975	193,228	390,496	63,707
1483	Ma Pharmacy	Youchia Bazar	217,137	197,734	285,412	129,459
1484	Soma Medical Hall	Youchia Bazar	219,187	202,240	290,677	130,750
1485	Dina Medical Hall	Dighirpar Bazar	237,609	206,746	309,916	134,439
1486	Rupok Medical Hall	Dighirpar Bazar	229,740	211,252	352,153	88,840
1487	Tajbi Medical Hall	Rajibpur	265,805	215,758	378,092	103,471
1488	Morium Medical Hall	Humairpur Bazar	243,066	220,265	375,299	88,032
1489	Real Medical Hall	Bazitpur	201,492	224,771	355,874	70,389
1490	Al-Modina Medical Hall	Bazitpur	222,521	229,277	388,428	63,370
1491	Harun Medical Hall	Humairpur	230,160	233,783	312,562	151,381
1492	Khan Medical Hall	Humairpur	239,626	238,289	321,975	155,940
1493	Alif Medical Hall	Bazitpur	235,011	242,795	372,950	104,857
1494	Faruk Medical Hall	Bazitpur	247,829	247,301	387,715	107,415
1495	Rahan Medical Hall	Bazitpur	276,193	251,807	414,780	113,220
1496	Neoti Medical Hall	Hospital Road, Nikli	316,350	256,313	451,304	121,359
1497	Jonani Pharmacy	Hospital Road, Nikly	266,932	260,819	355,550	172,201
1498	Jahanara Pharmacy	Hospital Road, Nikli	255,106	265,326	350,619	169,813
1499	Shahjalal Pharmacy	Mohorkuna, Nikli	289,974	269,832	377,145	182,661
1500	Harrison Medical Hall	Sadar Road, Nikli	321,869	274,338	401,669	194,538
1501	Kajal Medical Hall	Puran Bazar, Nikli	376,966	278,844	441,824	213,986
1502	Asha Pharmacy	Hospital Road Nikhli	266,867	283,350	370,686	179,532
1503	Anwara Medical	Nuton Bazar Nikhli	260,975	287,856	369,752	179,080
1504	Jowel Pharmacy	Nikhli Puran Bazar	342,229	292,362	427,528	207,062

1505	Drobo Pharmacy	Nuton Bazar Nikhli	407,194	296,868	474,332	229,730
1506	Ray Medical	Dampara Nikhli	319,220	207,207	354,658	171,769
1507	Nirjon Medical Hall	Natun Bazar Nikhli	313,951	138,025	304,499	147,476
1508	Toufiq Pharmacy	Karpasha, Nikli	336,948	203,605	364,175	176,379
1509	Shefa Pharmacy	Hospital Road Nikil	289,975	220,004	343,577	166,402
1510	Ma Medical Hall	Hospital Road Nikil	227,259	236,403	312,373	151,290
1511	Thoma Medical Hall	Nutun Bazar Nikli	208,803	252,802	310,987	150,618
1512	Akram Medical Hall	Pudda Bazar, Nikli	185,320	269,201	306,214	148,307
1513	Elmy Medical Hall	Pudda Bazar, Nikli	198,711	285,600	326,284	158,027
1514	Lamia Pharmacy	Mohorkuna Bazar, Nikli	180,671	203,611	258,894	125,388
1515	Taiba Pharmacy	Hospital Road, Nikli	289,969	220,010	343,577	166,402
1516	Sheta Pharmacy	Hospital Road, Nikli	246,465	236,409	325,316	157,558
1517	Insaf Pharmacy	Hospital Road, Nikli	182,555	121,145	204,605	99,095
1518	Swastho Sebaloy	Dampara Bazar	246,526	134,260	256,539	124,248
1519	Brothers Pharmacy	Dampara Bazar	131,424	150,003	189,600	91,828
1520	Afsora Pharmacy	Nikli Bazar.	131,008	163,994	198,745	96,257
1521	Milton Medical Hall	Nutan Bazar, Nikli	256,524	135,707	264,249	127,982
1522	Polas Medical Hall	Hospital Road, Nikly	138,184	154,159	196,954	95,390
1523	Allah Vorosha Pharmacy	Hospital Road Nikli.	199,950	97,863	200,639	97,174
1524	Masud Pharmacy	Narayanpur Bus Stand	400,124	194,315	400,478	193,961
1525	G.M Pharmacy	Saatmara Bazar	100,113	173,380	184,254	89,239
1526	Joita Pharmacy	Saatmara Bazar	110,454	163,896	184,831	89,518
1527	Dilip Pharmacy	saatmara Bazar	104,099	160,691	178,391	86,399
1528	Jannat Pharmacy	Firijkandi Bazar	109,196	142,158	169,339	82,015
1529	Munna Pharmacy	Firijkandi Bazar	121,094	138,225	174,706	84,614
1530	Matriseba Pharmacy	Narayanpur	159,334	134,293	197,819	95,809
1531	Kajal Pharmacy	Narayanpur Bus Stand	150,553	130,361	189,254	91,660
1532	Shahi Pharmacy	Narayanpur Bus Stand	113,875	135,718	168,153	81,441
1533	Shafi Pharmacy	Narayanpur Bus Stand	194,610	154,170	234,976	113,805
1534	Mumen Pharmacy	Narayanpur Bus Stand	189,648	97,874	193,706	93,816
1535	Mizan Pharmacy	Bridgekandi Bazar	186,620	194,326	256,646	124,300
1536	Nipa Pharmacy	Nilkuti	136,732	173,391	208,932	101,191
1537	Jishan Pharmacy	Firizkandi Bazar	153,377	163,907	213,757	103,527
1538	Janani Pharmacy	Firizkandi Bazar	258,819	102,836	243,650	118,006
1539	Kabir Pharmacy	Narayanpur Bazar	146,685	135,725	190,262	92,148
1540	Jinath Medical Hall	Narayanpur Bus Stand	201,310	154,177	239,495	115,993
1541	Asif Dental Care	Nilkuti Bazar	135,188	97,881	157,020	76,049
1542	Netay Medical Hall	Srinidhir Bazar	131,147	194,333	219,278	106,202
1543	Jahid Pharmacy	Jhawkandi	142,976	173,398	213,143	103,230
1544	Rana Pharmacy	Shorrabad	104,680	163,914	180,954	87,640
1545	Mukter Pharmacy	Shorarkhandi	172,557	160,709	224,524	108,742
1546	Johney Medical Hall	Purbodhala Bazar	140,917	142,176	190,721	92,371
1547	Alam Medical Hall	Tarail Bazar	176,118	138,243	211,788	102,574
1548	Al - Amin Medical Hall	Sikandar Nagar Bazar	142,725	134,311	186,641	90,395
1549	Ma Medical Hall	Jauar Bazar	118,881	130,379	167,928	81,332
1550	Saha Medical Hall	Shikandar Nagar Bazar	115,035	135,736	168,946	81,825
1551	Shapla Medical Hall	Tarail Bazar	117,998	154,188	183,374	88,812
1552	Johney Medical Hall	Banail Bazar	108,714	97,892	139,192	67,414

1553	Shipon Medical Hall	Tarail Bazar	109,577	194,344	204,754	99,167
1554	Joni Medical Hall	Taljanga Bazar.	159,086	173,409	224,004	108,491
1555	Madhob Medical Hall	Belonka Road, Tarail	131,158	163,925	198,799	96,283
1556	Mala Medical Hall	Belonka Bazar	189,246	102,854	196,790	95,310
1557	Diamond Medical Hall - 1	Ashugonj Railgate	260,583	143,731	272,389	131,925
1558	Seba Medical Hall	Ashugonj P.D.B Road, Kolabagan	207,595	143,378	236,453	114,520
1559	Oli Pharmacy	Ashugonj Railgate	169,533	143,025	210,572	101,985
1560	Sarker Pharmacy	Ashugonj Railgate	249,866	142,671	264,455	128,082
1561	Diamond Medical Hall - 2	Alam Nagar	145,125	142,318	193,652	93,790
1562	Muktijoddha Medical Hall	Post Office Road, Ashugonj	209,398	121,765	223,107	108,056
1563	Chowdhury Pharmacy	Arai Sida	288,331	121,411	277,741	132,001
1564	Ma Medical Hall	Tal Shohor Poshcim Plaza	229,701	121,058	237,669	113,090
1565	Porosh Medical Hall	Sonarampur Ashugonj	187,586	120,704	208,813	99,478
1566	Sazeda Aatur Medical Hall	Ashugonj	276,473	120,351	268,676	128,148
1567	Ma Pharmacy2	Ashugonj	279,746	119,998	270,549	129,195
1568	Onik Medical Hall	Big Gor Bazar	267,313	119,644	261,795	125,163
1569	Meghna Medical Hall	Ashugonj	268,588	119,291	262,318	125,562
1570	Lisa Medical Hall	Ashugonj Bazar	144,966	139,137	192,062	92,042
1571	Maria Medical Hall	Araisida, Nutan Chak Bazar	141,312	138,784	189,280	90,816
1572	Choyon Medical Hall	Ashugong	168,164	138,431	207,107	99,488
1573	Khondokar Medical Hall	Ashugong Ralgate	368,983	138,077	342,392	164,669
1574	Munsi Pharmacy	Ashugong.	235,820	137,724	121,406	252,138
1575	Al-Hikma Pharmacy	Ashugong.	146,558	137,371	191,575	92,354
1576	Hazi Medical Hall	Ashugong.	172,878	137,017	209,015	100,880
1577	Mehedi Medical Hall	Ashugonj.	341,888	136,664	322,644	155,907
1578	Mollah Medical Hall	Ashugonj Rail Gate	380,058	136,310	348,007	168,361
1579	Rahad Medi. Hall	Basail Bz	110,960	135,957	166,346	80,571
1580	Jasim Medi. hall	Boali Bz	118,784	135,604	171,313	83,075
1581	Swapon Medi. Hall	Basail Bz	114,291	135,250	167,984	81,557
1582	Taher Medi. Hall	Basail bz	110,926	134,897	165,418	80,405
1583	Ismail Medi. Hall	Basail Bz	117,011	134,543	169,209	82,345
1584	Shenmohon Bz		133,493	134,190	179,988	87,694
1585	Illes Medi Hall	Basail Bz	139,451	133,837	183,686	89,602
1586	Haque Phar	3No Gate	123,333	133,483	172,548	84,268
1587	Choiti Medical Hall	Dabu Bazar	113,734	133,130	165,798	81,066
1588	Nihari Oushadhaloy	Dewahata Bz	112,201	132,776	164,467	80,510
Total			269,663,319	259,050,136	307,119,847	221,593,609

Annexure-03

Sl. No.	Name of Suppliers	Address	30.06.2017	30.06.2016
1	Azim Corporation	56, Purana Paltan Line (VIP Road), 4/1 Trade Center, Eastern, Dhaka- 1000	2,899,769	1,772,352
2	Projapoti Traders	26, Shahid Syed Nazrul Islam Avenue, Hatkhola, Dhaka- 1212	407,650	528,900
3	Jamuna Plastic	616,Dania (Jatrabari), Behind Dania A.K. High School, Damra, Dhaka-1204	234,500	48,580
4	Qualitex BD Ltd.	27/A/8, Dhakeswari Road, Lalbagh, Dhaka , Shohid Nazrul Islam Shorak, Dhaka-1203	1,516,773	1,943,830
5	STS Corporation	182 Fakirapool (2 nd Floor), Motijhil, Dhaka-1000	282,808	838,020
6	Vai Vai Bottle Supply	Varthokhola , Station Road	715,309	425,774
7	Sanja Design Pack	Shawon Tower(11th Floor) Suite-A-1,2/C, Purana Paltan, Dhaka	15,980	18,649
8	M/S Shajib Enterprise	7/C, Mitford Road (Manzur Market), Dhaka- 1100	646,160	512,307
9	Uniliver Bangladesh Ltd.	Z.N Tower, Plot No 2, Road No 8, Gulshan Avenue, Dhaka 1212	317,480	342,573
10	Abdul Momen Sugar Refinery Ltd.	Protapnagar, Chor Ramjan, Megnaghat, Sonargha, Narayongonj	8,346,872	5,987,265
11	Taqwa Enterprise Ltd.	4/1, Eastern Trade Centre, Dhaka	-	49,752
12	Alam Trading Corporation	418/2C, Khilgaon,(1st Floor), Dhaka-1219	300,000	265,783
13	Bright International	193/2, Fakirapool (1st Lane), Motijheel, Dhaka-1000	-	24,975
Total			15,683,301	12,758,760

Annexure-04

Particulars	Amount in Tk.
Cash Paid to Suppliers	
Cost of Goods Sold	615,610,189
Opening Inventory	(344,555,959)
Closing Inventory	364,746,993
	635,801,222
Opening Accounts Payable	12,758,760
Closing Accounts Payable	(15,683,301)
Opening Advance to Supplier	(9,214,541)
Closing Advance to Supplier	9,921,812
	(2,217,270)
	633,583,952
Less: Cash Paid to Employee	(34,307,982)
Less: Depreciation Expenses	(78,801,315)
Total:	520,474,655
Cash Paid to Employees	
For Factory Overhead:	
Opening Advance to Employee	(6,717,412)
Closing Advance to Employee	7,976,118
Opening Provision	6,535,993
Closing Provision	(6,685,194)
Salay & Wages	26,467,897
Festival Bonus	3,012,400
Medical Expenses	1,152,628
Food & Tiffin Expenses	3,675,057
	35,417,487
For Administrative Expenses:	
Salaries and Allowances	14,059,554
Director Remuneration	540,000
	14,599,554
For Selling and Diristribution:	
Salay & Allowances	39,154,872
Food Allowances	4,825,487
	43,980,359
Total:	93,997,400

Cash Paid to Others

Operating Expenses	121,863,921
Cash paid to Employee	<u>(58,579,913)</u>
	<u>63,284,008</u>
Opening Accrued Liabilities	2,933,007
Closing Accrued Liabilities	<u>(4,679,824)</u>
	<u>(1,746,818)</u>
Opening Advance, Deposits & Prep.	(32,690,201)
Closing Advance, Deposits & Prep	<u>12,411,503</u>
	<u>(20,278,698)</u>
Add: WPPF	13,605,558
Less: Depreciation Expenses	<u>(5,029,871)</u>
	<u>8,575,687</u>
Total:	<u>49,834,179</u>

Annexure 05

SL No.	Customer Name	Address	B.D.T
1	Ramedi Canter	Amborkhana, Sylhet.	378,075
2	Rinku Pharmacy	Amborkhana	445,974
3	Kawsar Pharmacy-2	Kamal Bazar, Sylhet	774,425
4	Datta Medical Hall	Station Road	745,135
5	Nazrul Pharmacy and Surgical	Medical Road	723,198
6	Suchana Pharmacy	Raj Nagar	762,869
7	Ureka Medical Hall	Moulvi Bazar	870,327
8	Ayon Pharmacy-1	Kulaura	642,206
9	Azgar Pharmacy-7	Fultola.	434,250
10	Redoyna Pharmacy	Juri	699,285
11	Borshon Pharmacy	Magura	336,568
12	Noor Pharmacy	Dakshin Bag	909,169
13	New Model Pharmacy3	College Road Barlakha.	426,133
14	Dr.Aftab Uddin (Moyna)	Shantigonj Bazar	532,324
15	S.R Drug	Hospital Gate, Borlekha	729,255
16	Ma Pharmacy	Badaghat Bazar	364,823
17	Raju Medical Hall	Mainkpir Road, Sylhet	456,262
18	Mukta Pharmacy	Shahi Eidgah, Sylhet	539,910
19	United Poly Clinic	Zindabazar, Sylhet	751,313
20	Sarif Medical Hall	Badaghat Bazar	847,169
21	Munni Pharmacy-4	Ampara Bazar	611,583
22	Janata Pharmacy-4	Anowar Pur	589,432
23	Sefway Hospital	Jawtala	526,668
24	Rahat Pharmacy-B	Hotel Road, Badaghat	547,514
25	Sumon Pharmacy-6	Biswambarpur	508,020
26	Nasima Pharmacy-2	Karenter Bazar	617,669
27	Talukdar Pharmacy-2	Anwarpur Bazar	836,480
28	Romendro Medical Hall	Polash Bazar, Bishambarpur	680,759
29	Ma Primary Medical Hall	Badertake Bazar	574,158
30	Pharmacy-1	Chowhatta, Sylhet	579,572
31	N. Islam Pharmacy	Kuarpar, Sylhet.	628,283
32	Babul Drug House	Lamabazar, Sylhet	607,483
33	Bengol Pharmacy	Taltola, Sylhet	702,845
34	Fatema Medical Center	Tarapur, Sylhet	642,718
35	Faysal Pharmacy-1	J.R.R.M.C.T Tarapur	532,790
36	Fiza Pharmacy	JRRMCH- Road, Tarapur	588,388
37	Medicine Corner1	Modina Market	608,592
38	Hamza Pharmacy.	J.R.R.M.C.H, Tarapur	633,623
39	Rahul & Brothers Pharmacy	Rasulgonj	621,415
40	Dipali Pharmacy	Sonapur Bazar, Nobigonj	655,308
41	Dipaly Pharmacy	Alimpur-Sonatula	730,308
42	Jony Pharmacy	Nobigonj	836,500
43	Mazumder Pharmacy-2	Akhalia, Sylhet.	705,829
44	Rokeya Medical Hall	Tukerbazar, Sylhet	674,558
45	Medicine Corner1	Modina Market	766,757
46	Maya Pharmacy.-	Tuker Bazar	646,832

47	MAYA PHARMACY	TUKER BAZAR	757,555
48	Adhunik Medicine Centre	Tehmukhi	705,658
49	Hamza Pharmacy.	J.R.R.M.C.H, Tarapur	690,078
50	Janani Pharmacy-4	Derai	687,746
51	Rupali Pharmacy	Hospital Road, Derai	818,301
52	Bijoy Phramacy-1	Jogdol Bazar	844,090
53	Bindu Pharmacy & Drug House	Syamar Char	830,157
54	Kazi Abu Taleb Pharmacy	Batipara Bazar.	677,134
55	Kazi Abu Taleb Pharmacy-8	Batipara	766,758
56	Nusrat Pharmacy-3	Tarapasha.	600,924
57	Dr. Nurul Hoque-3	Birgaw Bazar	552,122
58	Srima Pharmacy3	Derai	490,028
59	Satyajit Pharmacy	Shalla	525,436
60	R.N Pharmacy	Shalla	123,891
61	Dhrubo Medical Hall	Vom Vomi Bazar	477,734
62	Gazi Medical Hall	Patharia	766,742
63	Rasal Pharmacy	Ambari Bazar	651,708
64	Lokhnath Pharmacy	Waizkhali	482,717
65	M/s Sahara Pharmacy	Station Road.Sunamgonj.	651,870
66	Ambika Pharmacy	Pataria	523,051
67	A. Aziz Medical Store	Khadimnagar, Sylhet.	521,394
68	Jo Pharmacy	Pirerbazar , Sylhet	678,308
69	S.M. Pharmacy	Shibgonj, Sylhet	549,954
70	Mrs. Sufi Pharmacy	Uposhoshor, Sylhet	528,712
71	Minhaz Pharmacy	Uposhoshor, Sylhet	804,093
72	Nahar	Tila Ghar	251,991
73	Swsta Pharmacy	Hamid Nogar	264,721
74	Masum pharmacy1	Putijuri Bazar	292,065
75	N.M Company	Notun Bazar	308,404
76	M/S Central Pharmacy	Bahubol Hospital	288,739
77	Genaral Pharmacy	Hospital Gate	304,177
78	Shihab Pharmcy	BAHUBOL	304,179
79	Abid Pharmacy	Hospital Gate	209,881
80	Popy Pharmacy-1	New Market, Khadimpur	398,095
81	Omit Medicine Center	Tajpur	301,111
82	Modern Medical Center	Syedpur Bazar	514,593
83	Sumon Pharmacy-1	Goalabazar	501,473
84	D. N Medical Center	Kalaray Bazar	493,466
85	Shajalal Pharmacy	Omarpur Bazar	77,751
86	Uzzal Pharmacy	Guala Bazar	361,551
87	Shabita Clinic	Shadipur Bazar	405,564
88	Nazbeen Pharmacy	Maamanssion	684,377
89	Chadshi Pharmacy-	Doyamir Bazar	387,868
90	Rahmania Pharmac.	Balagonj Bazar	532,310
91	Maya Drug House	Goala Bazar.	357,468
92	Chandsi Pharmacy	Dayamir Bazar	346,783
93	Moury Pharmacy	Goula Bazer	378,061
94	Shahjalal Drug House	Kalaray	276,799
95	Ali Medical Hall.	Tajpur	456,278
96	Janani Pharmacy - 2	Hazipur Bazar	198,665
97	Rafi Medicine Center	Hazi Market, Goala Bazar	196,588

98	Shanta & Pranta Pharmacy	Omerpur Gate	220,528
99	MS Loknath Pharmacy	Goala Bazar	372,615
100	Nazma Pharmacy	Dayamir Bazar	465,696
101	Al-Amin Pharmacy	Chatol Par Bazar	205,319
102	Saidul Pharmacy	Goala Bazar	377,397
103	NAG Pharmacy	Tajpur Bazar	314,348
104	Ahmed Pharmacy	Sherpur Bazar	304,177
105	Rifat Medical Hall	Goala Bazar	312,013
106	Jahida Medical Hall	Tajpur	205,319
107	Loknath Pharmacy	Guala Bazar	234,401
108	Ray Pharmacy	Shadipur Bazar	287,463
109	L. B Pharmacy	Thana Road, Hobigonj	289,745
110	Modok Pharmacy	Commercial Area, Hobigonj	216,443
111	Ma Pharmacy-31	Fakirerbazar	420,659
112	Sandhani	Jalalabad Ragib Rabeya Medical College	346,811
113	Dotto Pharmacy	Station Road, Sylhet	500,408
114	Hafiz Pharmacy-1	Station Road, Sylhet	689,039
115	Jalalabad Drug House	Station Road, Sylhet	548,928
116	Mamun Medical Hall	Station Road, Sylhet	448,283
117	S.S. Drug	Station Road, Sylhet	660,701
118	Sharna Pharmacy	Station Road, Sylhet	383,742
119	Tasmia Medical	Station Road, Sylhet	553,696
120	Popular Pharmacy-	Station Road, Sylhet	762,413
121	Royal Medical Center	Station Road, Sylhet	607,382
122	Nazrul Pharmacy-1	Station Road, Sylhet	496,020
123	Jalalabad Pharmacy-2	Station Road, Sylhet	731,058
124	Anjoli Medical Carner	Station Road, Sylhet	739,712
125	J.B Pharmacy	Jalalpur	706,836
126	Sanam Medical hall	Jalalpur	813,684
127	Shahjalal Medical Hall-009	Bangobir road, Sylhet	383,323
128	Saleh Medicin Corner	Jalalpur Bazar	373,660
129	Saimon Camist	Station Road	444,665
130	New Sri Krisno Pharmacy		975,675
131	Mitali Pharmacy	Station Road	623,561
132	Puja Pharmacy	Shenar Bazar, Lala Bazar	387,534
133	Hossain Pharmacy	Station Road	457,128
134	Jami Medical Hall	Lala Bazar Road	793,795
135	Rubel Drug House	Station Road	763,769
136	Dutta Pharmacy	Station Road	741,284
137	Bina Pharmacy	Bonggobir Road	781,945
138	Ma Medical Hall	Station Road, Sylhet.	892,090
139	Tuli Medical Hall	Station Road, Sylhet.	658,262
140	Green Pharmacy	Jalalpur	445,112
141	Ratna Pharmacy	Station Road	716,770
142	Al- Amin Pharmacy-4	Dharan Bazar	344,985
143	Sonia Pharmacy-1	Jawabazar	1,226,194
144	Joy Medical Complex	Dularbazar	436,793
145	Sadia Pharmacy-2	Gobindogonj	545,633
146	Care Pharmacy-2	Gobindogonj	747,490
147	Islamia Pharmacy-3	Jawa Bazar	373,949
148	Musha Pharmacy.	Kaitak	467,675

149	Shita Pharmacy.	Kumar Gaw	553,410
150	Probal Pharmacy.	Pirpur Bazar	770,101
151	Mai-Muna Pharmacy	Dharon	659,952
152	Proval Pharmacy	Pirpur	626,873
153	Reza Pharmacy-	Koitol	604,173
154	Shamim Pharmacy-	Koitol	539,842
155	Ma-Mahi Pharmacy	Kamargaw	561,206
156	Kibria Pharmacy	Fatah Pur Bazar	520,729
157	Jononi Pharmacy	Khasgaw Bazar.	623,561
158	Sumia Pharmacy.	Jawa Bazar.	857,396
159	Momen Pharmacy.	Zawa Bazar.	707,330
160	Tamanna Pharmacy 2	Dwara	588,513
161	S.A pharmacy-11	Asham Bazar	594,068
162	Hoque Pharmacy--1	Dharon	644,000
163	Sami Pharmacy-99	Koitol	622,671
164	Janoni Pharmacy	Lamakazi	720,420
165	Seba Pharmacy	Chikar Kandi, Jaowa	658,789
166	M.R Pharmacy	Laxmansoom, Jawa	546,111
167	Jalal Pharmacy-3	Golapgonj	603,106
168	Razzak Pharmacy	Hatimgonj	623,810
169	Shek Pharmacy	Golupgonj	649,467
170	Shahjahan Medical Hall-2	Golapgonj	636,958
171	Janata Pharmacy-5	Razagonj	671,698
172	Al- Motin Pharmacy	Bhadeswar	748,573
173	Rima Pharmacy	Mirgonj	651,634
174	The Ma- Pharmacy	Ranaping	723,474
175	Shahed Madicel Holl	Hatimgonj	691,421
176	Rubal Pharmacy	Badla Bazar	785,926
177	Rashed Pharmacy	Rakhal Gonj Bazar	872,373
178	Suma Pharmacy-1	Mirgonj	1,021,703
179	M/S Usman Pharmacy	Badeshar,	723,299
180	NATIONAL PHARMACY-3	ASIRKAL	707,330
181	SAYED PHARMACY-02	Heatimgonj	704,940
182	GOLAPGONJ PHARMACY	GOLAPGONJ	838,759
183	ISLAM PHARMACY-01	Konarchor Bazar	657,546
184	Purnima Pharmacy	Tikorpara	646,692
185	Rima medico	Asirkal bazar	694,063
186	Sheba Pharmacy-	Purokaisto Bazar	785,927
187	T/S Medicin Corner	Daudpur,Chowdhury Bazar	615,947
188	Bima Medico	Ashirgonj	565,925
189	Alam Pharmacy.	Dhakadakkin	502,279
190	Nahiun Pharmacy	Lokkipasha....	538,572
191	M/S SAMIA PHARMACY	PACH MAIL BAZAR	126,988
192	Mizan Pharmacy01	Porgona bazar(North)	489,678
193	Mohammedia Pharmacy2	Rakalgong Bazar	785,911
194	Hasid Pharmacy	Talbari	668,000
195	Jema Camist	Baitikor	494,785
196	Al Sami Pharmacy	hatimgonj,Sylhet	668,167
197	Kadir And Brothers	Palbari	536,128
198	Tania Pharmacy-90	Hatimgonj.	534,429
199	Mustak Pharmacy-90	Amura Bazar,Golapgonj.	695,265

200	Bangladesh Pharmacy-80	Golapgonj.	563,703
201	Sayed Pharmacy-10	Hetimgonj,Sylhet	541,930
202	Naymul Pharmacy	Golapgonj	824,195
203	Bandhan Pharmacy-1	Ratangonj, Zakigonj	258,291
204	Emon Pharmacy-2	Atgram, Zakigonj	271,339
205	B.W.M.C	Atgram	299,366
206	Shifa Medical Hall	Saraker Bazar	316,114
207	Nazma Pharmacy-2	Kaligonj	295,958
208	Hazi Pharmacy	Kaligonj	311,782
209	Morium Pharmacy.	Shorkar Bazar	311,783
210	Rahi Pharmacy.	Gater Bazar.	215,128
211	Khan Pharmacy	Baburbazar.	408,047
212	Haque Pharmacy	Shahgoli Bazar.	308,639
213	Biplob Pharmacy.	Babur Bazar.	527,458
214	Desh Pharmacy	Sonashor.	514,009
215	Osim Pharmacy	Sonarshar	505,802
216	Al Amin Pharmacy 1	Sarifgonj	79,694
217	Hira Pharmacy-05	Zokigonj	370,590
218	Idris Pharmacy	Shahgoli	415,703
219	Bibrato Pharmacy	Babur Bazar	701,486
220	Shibul Pharmacy	Zokigonj	397,565
221	Islam Pharmacy-30	Shahjalal Bazar	545,617
222	Jonosheba Pharmacy-8	Shagaly	366,404
223	Kushiyara Pharmacy-90	Jokigonj.	355,453
224	Joyguru Pharmacy-10	Ratan Gonj	387,513
225	Rahmania Pharmacy	Sorker Bazar	283,719
226	Confidence Medical Hall	Kaligonj Bazar	467,685
227	Anjum Pharmacy	Rotongonj Bazar	203,631
228	Hannan Pharmacy	Union Office Bazar, Zokigonj	201,502
229	Abid Pharmacy	kaligonj	226,041
230	Ma-Moni Pharmacy	Kaligonj	381,931
231	Shipu Pharmacy	Kaligonj	477,338
232	Kaher Pharmacy.	Soroker Bazar	210,452
233	Puja Pharmacy	Kaligonj	386,832
234	M/S Subhania Pharmacy	Kaligonj	322,207
235	Doctors Corner	Kaligonj Bazar	311,782
236	Ma Pharmacy	Kaligonj	319,814
237	Pritiraj	Shonashar	210,452
238	Maha And Romi	Soroker Bazar	240,261
239	London Pharmacy	Amborkhana, Sylhet.	294,650
240	Uposhom Pharmacy	Amborkhana, Sylhet	296,989
241	Al-Amin Pharmacy	Amborkhana, Sylhet	221,854
242	Chowdhury Drug House	Amborkhana, Sylhet	431,176
243	Surma Drug House	Amborkhana, Sylhet	349,856
244	Life Care Clinic	Amborkhana, Sylhet	504,802
245	kollol Pharmacy	Amborkhana, Sylhet	695,089
246	L.A-Pharmacy	Chowhatta, Sylhet.	553,748
247	Al- Mahmud Pharmacy	Dorgahgate,Sylhet.	452,219
248	Bari Medical clinic	Housing Estate, Sylhet.	666,503
249	Sultana Medical Hall-2	Tilagaon Bazar	387,111
250	Abdullah Pharmacy	Amtola bazar	558,557

251	Health Care Pharmacy-89	Amjhu Pur Bazar.	769,107
252	Saleyha Pharmacy-8	Chowdhury Bazar	612,715
253	S.S Medical Hall	Robir Bazar	500,375
254	Usmani Pharmacy	Bramman Bazar	737,477
255	The Prime Pharmacy	Nutan Bazar	746,207
256	Shahjalal Pharmacy	Tilagaon Bazar	713,043
257	Sahi Pharmacy	Robir Bazar	820,828
258	Roy Pharmacy-9	Old Hospital Road, Hobigonj	386,689
259	Brothers Pharmacy-1	Madhabpur, Hobigonj	376,941
260	Uzzal Pharmacy	Post Office Road, Hobigonj	448,569
261	Life Care Pharmacy	C/A, Hobigonj	984,242
262	Swarna Pharmacy-3	Madhabpur	629,036
263	Janasheba Pharmacy- 28	Madhabpur, Hobigonj	390,936
264	N.C Medicine Center	Madhabpur	461,142
265	Padma Pharmacy-2	Madhabpur	800,765
266	Janak Pharmacy	Khuaimukh, Hobigonj	770,475
267	Shib Chandi Pharmacy	Baniachong Road, Hobigonj	747,793
268	Bahora Pharmacy	Habigonj	788,811
269	Janani Pharmacy-15	Farm Bazar, Nabigonj	899,923
270	Jalal Drug House	Khoy Mok Road, Hobigonj	664,042
271	Durga Pharmacy	Khoy Muk, Hobigonj	449,020
272	Anik Pharmacy-20	Chowdhury Bazar, Hobigonj	723,064
273	Dr. Rosomoy Das	AguaBazar Baniachonj	348,014
274	Jenith Medical Hall	Habigonj	1,236,961
275	M.R. Pharmacy	Tana Rood. Hobigonj	440,628
276	Tayef pharmacy	5.6.No Bazar Baniachong	550,423
277	Sadia Medical Hall	Ratna Bazar Baniachong	754,053
278	Shohid Medical Hall	Josserabda Hobigonj	377,232
279	Aushodghar	Hobigonj	471,782
280	Srima Pharmacy	Hobigonj	558,269
281	Jononi Pharmacy	Baniachong.	776,863
282	Centrel Pharmacy.	Hobigonj.	875,983
283	Durga Pharmacy.	Chowdhury Bazar,Hobigonj	632,378
284	Universel Pharmacy	Tawon Hall Raod,Hobigonj	609,478
285	M/s Ahsan Pharmacy	Shamoly,Hobigonj	544,582
286	M/S Jalal Drug House	Chowdhury Bazar,Hobigonj.	566,134
287	Don Pharmacy-10	Hobigonj.	525,301
288	Oriental Medico	Hobigonj.	629,036
289	Central Hospital	Hobigonj	864,924
290	Apu Pharmacy	Kodomtoli, Sylhet	713,540
291	Swasti Pharmacy	Medical Road, Sylhet	593,680
292	Pulse Pharmacy	Medical Road, Sylhet	599,285
293	Shahed Drug	Station Road, Sylhet	649,654
294	Shapla Pharmacy-23	Medical Road, Sylhet	628,138
295	Ma Pharmacy-5	Kajal Sha	726,746
296	Saniat Medical Hall	Kajalsha	664,573
297	Medicin Corner	Medical Road	550,906
298	Parfect Pharmacy	Medical Road	608,402
299	Golzar Pharmacy	Gutatekor	629,287
300	Zolok Citiy Pharmacy	Medica lRoad	655,169
301	Comfort Pharmacy.	Madhushohid,Silhet	642,551

302	M/S Tayeba Pharmacy	Kodomtoli,Sylhet	677,596
303	Malek Pharmacy1	Gotatikor Bazar,Sylhet	755,146
304	Anik Pharmacy -03	Kajolshah,Sylhet	657,355
305	Robin Drug	Medical Road,Sylhet	729,827
306	Anushandhan Pharmacy	Recabi Bazar,Sylhet.	697,492
307	B.L Pharmacy	Modushahid	792,827
308	Medi Fast Drug House	Kajol Shah	880,032
309	The Popular Pharmacy	Mirboxtula	783,312
310	Self Pharmacy	Roy Nagor	729,650
311	Hamim Medical Hall	Airport Road, Sylhet.	713,540
312	Nazma Pharmacy	Bulagonj Bazar	711,130
313	M.K Pharmacy	Jalalabad	846,123
314	M/S Sumaiya Pharmacy	Jalalabad, Sylhet	663,319
315	M/S Vulagonj Pharmacy	Vulagonj Sylhet	652,371
316	Kohinoor Pharmacy	Companygonj Toker Bazar	700,157
317	Family Pharmacy	Chowkidekhi	792,828
318	M/S Talukder Pharmacy	Mirboxtula	621,355
319	Neazzomullo Pharmacy	Chowhatta	570,894
320	City Pharmacy	Chowhatta	506,689
321	Popular Pharmacy-2	Gussogrm Notun Bazar Vulagonj	543,301
322	Al-Mokka Medinine	Company Gonj Sylhet	128,103
323	Shahinoor Drag House	Tukerbazar, Sylhet.	493,977
324	Kazi Pharmacy	Tukerbazar Vulagong Sylhet	792,811
325	Forid Drug House	Tukerbazar	673,866
326	City Pharmacy	Tukerbazar	499,129
327	Brothers Medical	Jallarpar, Sylhet.	674,034
328	Mita Medical Store	Jallarpar, Sylhet.	540,835
329	Sudip Aushadhalaya	Dhupadighirpar, Sylhet.	539,121
330	Talukder Pharmacy	Dhupadighirpar, Sylhet.	701,370
331	Haque Medical Center	Dhupadighirpar, Sylhet.	568,653
332	Desh Pharmacy	Jamtola, Sylhet.	546,689
333	Tisha Pharmacy	Jamtola, Sylhet.	831,432
334	Jannat Pharmacy	Kumarpara, Sylhet.	260,559
335	Dutta Medical Hall	Kumarpara, Sylhet.	273,722
336	Shirin Pharmacy	Kumarpara, Sylhet.	301,995
337	Dilkusha Pharmacy	Kumarpara, Sylhet.	318,890
338	C.K. Pharmacy	Kumarpara, Sylhet.	298,557
339	Ripon Pharmacy	Kumarpara, Sylhet	314,519
340	Abid Pharmacy	Kazitula, Sylhet	314,521
341	Subhani Medical Hall	Kazitula, Sylhet	217,017
342	Chondon Medical Hall	Mirja jangle, Sylhet	411,630
343	Jibon Pharmacy	Mirja Jangle, Sylhet	311,349
344	Friends Pharmacy	Zindabazar, Sylhet	532,089
345	Star Pharmacy-3	Zindabazar, Sylhet	518,523
346	Sarwar Medical Hall	Zindabazar, Sylhet	510,244
347	Janakalyan Pharmacy	Fenchugonj	80,394
348	Shabara Pharmacy	Naya Sorok Point	373,844
349	Dr. Foyez	Jomidarhat	419,353
350	Dr. Mostakin	Board office, Noakhali	707,646
351	Dr. Masud -2	Saleh Pur	401,056
352	The Unique Pharmacy	Hospital Road, Maizdee	550,408

353	Dwip Pharmacy	Airport Road, Noyabazar, Sylhet.	369,621
354	Jonosheba Pharmacy	Akhali, Sylhet.	358,574
355	R. C. Pharmacy	Akhali, Sylhet.	390,915
356	Redwan Pharmacy	Akhali, Sylhet	286,210
357	Jonoprio Pharmacy	Akhali, Sylhet.	471,792
358	Maa Pharmacy	Akhali, Sylhet.	205,419
359	Al-Razi Medical Corner	Akhali, Sylhet.	203,272
360	Chowdhury Pharmacy-7	Baluchar-Nayabazar, Sylhet.	228,025
361	Jalal Pharmacy	Baluchar-Nayabazar, Sylhet.	385,284
362	Razia Pharmacy	Baluchar-Nayabazar, Sylhet.	481,530
363	Popular Pharmacy	Bagbari, Sylhet.	212,300
364	Ma-Moni Pharmacy	Bagbari, Sylhet.	390,229
365	Sohel Pharmacy	Bagbari, Sylhet.	325,036
366	Sheba Pharmacy-24	Badambagicha, Sylhet.	314,519
367	Kawsar Pharmacy-1	Badambagicha, Sylhet.	322,622
368	Dwip Pharmacy-1	Chowkidekhi, Sylhet.	212,300
369	Jonoswasto Pharmacy	Chowkidekhi, Sylhet.	242,370
370	Faiza Pharmacy	Goabari Tarafur, Sylhet.	297,237
371	Nayan Pharmacy	Jalalabad R/A, Sylhet.	299,597
372	Ma Pharmacy-3	Kalibari Bazar, Sylhet	223,802
373	Janapriyo Medical Hall	Modinamarket, Sylhet	434,962
374	Sunny Pharmacy-7	Modina Market, Sylhet	358,603
375	Islamia Pharmacy-4	Shiber Bazar, Sylhet	517,422
376	Rahath Medicine Center	East Shahi Eidgah, Sylhet.	712,466
377	Shahjalal Medical Corner	Subid Bazar, Sylhet	567,592
378	Kenwara Pharmacy	Sherpur	463,525
379	Arpana Pharmacy	Kalibari, Sylhet	683,165
380	Modina Madcal Hall	Shahi Eidgah	396,789
381	I. V. Medical Center	Tarapur, Sylhet	572,521
382	Safe Way Pharmacy	West Shahi Eidgah	788,335
383	Rahath Medical Center	Tibigate, Sylhet	628,033
384	Asha Pharmacy-10	Balychor Point	512,884
385	Pinki Pharmacy	Akhaliya New Bazar	755,914
386	Adhunik Surgical & Drug House	JRRMCH Road, Sylhet	764,862
387	Orpona Pharmacy	Kalibari, Sylhet.	730,869
388	Shahi Medical Hall	Islamgonj, Sylhet	841,349
389	Oushod Biton	Badem Bagicha, Sylhet	396,356
390	Estrun Drug House	Subid Bazar	386,365
391	Nahar Pharmacy.	R.R.M.C.H	459,783
392	Sami pharmacy5	Bankolapara	1,008,848
393	Momo Pharmacy	Tarapur	644,762
394	Brithika Drugs	Motin Tower	400,710
395	Pushpo Pharmacy	Motin Tower	472,670
396	Jannath Pharmacy	T.V Gate	820,784
397	Sufwan Medical Hall	New Baluchar	789,737
398	Sumi Medical Hall	Gopal Bazar	766,487
399	Supprova Seba Kendro	Gopal Bazar	808,531
400	Tasnia Pharmacy	Kalapara, Subid Bazar	922,421
401	Janoseba Pharmacy	Tarapur, Sylhet.	680,643
402	The Holy Pharmacy	Baluchar Point	460,246
403	Swapna Drug House	Modina Market	741,141

404	Billal Pharmacy	Tarapur	356,714
405	Twin Brother Medicine Corner	New Bazar, Baluchar	988,950
406	Luna Medical Centre	Goaipara	451,644
407	Adnan Pharmacy	Baghbari	564,184
408	Murad Store Dhansiri	Shahi Eidgah	772,905
409	A- Mannan Pharmacy	Bandor Bazar, Sylhet	386,663
410	Kaniz Drug House	Bandor Bazar, Sylhet.	483,576
411	Rahmania Pharmacy	Bandor Bazar, Sylhet.	572,226
412	Town Pharmacy	Bandor Bazar, Sylhet.	817,239
413	Square Pharmacy	Bandor Bazar, Sylhet.	700,348
414	Medicine Corner	Bandor Bazar, Sylhet.	648,187
415	Uposhom Pharmacy-1	Bandor Bazar, Sylhet.	624,715
416	Al- Razi Dawakhana	Bandor Bazar, Sylhet.	558,197
417	The Capital Pharmacy	Bandor Bazar, Sylhet.	580,287
418	Nahar Pharmacy	Chhararrpar, Sylhet.	538,433
419	Nazmul Pharmacy	Kalighat, Sylhet.	644,762
420	Suma Health Care	Kusrpar, Sylhet.	886,547
421	Medical Emp.	Lamabazar, Sylhet	731,379
422	The Quality Drug	Lamabazar, Sylhet	608,522
423	The Green Pharmacy	Lamabazar, Sylhet	614,267
424	Ideal Pharmacy	Lamabazar, Sylhet	665,895
425	Toma Medical Hall	Lamabazar, Sylhet	643,842
426	Prachi Drug House	Lamabazar, Sylhet	744,915
427	Surma Pharmacy	Lamabazar, Sylhet	681,188
428	Tanna Drug House	Lamabazar, Sylhet	564,679
429	Shahporan Pharmacy	Sheikhghat, Sylhet	623,612
430	Asha Pharmacy-4	Telihaor, Sylhet	645,020
431	Choyonika Medical Hall	Telihaor, Sylhet	671,548
432	Arafath Pharmacy	Taltola, Sylhet	658,615
433	Tamanna Medicalhall	Taltola, Sylhet	694,536
434	Zibika Pharmacy	Taltola, Sylhet	774,025
435	Ahmed Medical Center	Taltola, Sylhet	691,521
436	Iftakhar Pharmacy	Taltola, Sylhet	748,072
437	Rayhan Pharmacy-00	Sheikhghat, Sylhet	714,930
438	Remedi Drug House	Lamabazar	812,648
439	A. K. Paul & Co.	Bondar Bazar, Sylhet	703,586
440	Suqare Pharmacy	Bondorbazar	824,024
441	New Square	Bondor Bazar	747,891
442	Diabetic Hospital & Pharmacy	Puranlane Bondor Bazar	731,379
443	Fatima Pharmacy-2	Bondor	748,090
444	Al Razi Pharmacy-	Bondar Bazar, Sylhet	890,100
445	TIBBI M. HALL	TALTOLA	697,794
446	Trafi Drug House	Lamabazar	686,277
447	Sara Pharmacy	Kuyarpar	736,547
448	L Pharmacy	Puranlan Bandar	812,649
449	Janani Pharmacy	Lama Bazar	636,889
450	Park View Medical College Pharmacy	Telihaor, Sylhet.	585,166
451	The Polash Pharmacy	Laldighirpar, Bondar Bazar, Sylhet.	519,356
452	M/S. Nowshin & Nazahat Medical Hall	Taltola	556,883

453	The Azad Pharmacy	Hospital Gate, Kanaighat	131,305
454	Ma Pharmacy	Semor Bazar	506,327
455	Johura Pharmacy.	Semar Bazar.	812,632
456	Jononi Pharmacy	Chatul Bazar.	690,712
457	Sufian Pharmacy.	Kanaighat,Hospital Gate.	511,607
458	Al-Amin Medicine Center	Gachbari Bazar.	690,884
459	Rahman Medical Store	Chotodesh Bazar.	554,356
460	Ma Pharmacy 2	Shimar Bazar	552,599
461	Sufian Pharmacy 01	Hospital Gate	718,904
462	Juned Pharmacy	Birdol Kalomura	582,869
463	Afif Pharmacy	Macukhal Bazar, Kanaighat	560,356
464	Shafiqur Rahman Medical Hall	Kanaighat Bazar	1,121,339
465	Hasan Clinic	Stadium Market	267,073
466	Santa Pharmacy	Bitangal	280,565
467	Dr. Kamal Pharmacy.	Bithngal.	309,545
468	Dr.Potaki Pharmacy.	Bithangal.	326,862
469	Dr.Jhontu Chokraborty.	Bithangal Bazar.	306,020
470	Multimedia Medical Center.	Bithangal Bazar.	322,382
471	Biswas Pharmacy.	Hobigonj.	322,384
472	Badon Medical hall	Katkhal Bazar	222,443
473	Dewan Medical Hall 02	Muradpur Bazar	421,921
474	Chaity Pharmacy	Adarsha Bazar	319,133
475	Udoyan Pharmacy	Baniachong	545,392
476	Rayhan Medical	Shibpasha	531,486
477	Hafsa Pharmacy	Baniachong Road	523,000
478	Rono Pharmacy	Bithongal	82,404
479	Niramoy.	Dorbosto	383,190
480	Keya Pharmacy.	Jointapur.	429,837
481	Badhon Pharmacy.	Mamar Dukan.	725,337
482	Rahima Pharmacy	Rerighat.	411,082
483	Ali Medical Hall	Horipur	564,168
484	Tajul Store	Ferighat	378,862
485	Keya Pharmacy	Jointapur	367,538
486	Al-Amin Pharmacy 023	4 NO BANGLA BAZAR	400,688
487	Ma- Moni Pharmacy	Mohammad Pur Jaflong	293,365
488	B. Jointa Pharmacy	Jointapur	483,587
489	Maria Pharmacy	Jointa Pur	210,555
490	Fahmida Pharmacy	Sari Ghat Uttar Bazar	208,353
491	Chowdhury Pharmacy	Darbost Bazar	233,726
492	Moulana Pharmacy	Thanarhat,Noakhali	394,917
493	S & S Pharmacy	Maizdee	493,568
494	Maa Medical Hall-33	Thanaghat,Noakhali	217,607
495	ADARSHO PHARMACY-3	SUNAPUR	399,984
496	Jusna Pharmacy-4	C/O Dr.Bidhan,Sador,Noakhali	333,162
497	Polli Medical hall1	Pachar Hat	322,382
498	Jonoprio Pharmacy-8	Gazir Kheya	330,687
499	Sagor Medical Hall	Akthar Miar Hat,Noakhali	217,607
500	Sujon And Alam Pharmacy	Thanar hat Noakhali	248,430
501	Haque Pharmacy-12	Sona pur	304,668
502	Sadia Pharmacy-1	Langarar Dukan	307,087
503	Mehedi Pharmacy	Thanarhat	229,397

504	Somor Drugs House	Sharpur	445,836
505	Bhuiyan Pharmacy	Munsi Bazar	345,458
506	Bipul Pharmacy-3	Napiter Hat	498,455
507	Tisha Pharmacy--3	Ashar Bazar	686,350
508	Rob Pharmcy	Badhartek Bazar	546,786
509	Mannan Pharmacy--	University Road, Noakhali	446,534
510	Jishan Pharmacy	Kalamer Pool	658,123
511	Janaswastha Medical Hall C/O Rezaul Karim	Rajapur	382,245
512	Dr. Sirajul Islam	Azizpur Girgazi	551,535
513	Asha Pharmacy-4D	Derai	759,438
514	Bhagirathi Pharmacy-1	Derai	605,012
515	Hakim Medical Hall	Station Road Gaforgaon	494,084
516	Bangali Medical Hall	Goforgaon	728,205
517	Liton Medical Hall-2	Gaforgaon	736,826
518	Anowar Medical Hall	Simultola Bazar,Kendua.	704,078
519	Razu Pharmacy.	Hospital Gate, Kendua.	810,508
520	Khan Medical hall	Hospital Gate,Kendua Bazar.	381,827
521	Khalek Medical hall.	Kendua Bazar.	372,202
522	Sayem medical Hall 4	masuk Bazar	442,929
523	Maa Protomick Sheba Kendro	Mahamod Nogor	971,868
524	Joykali Pharmacy.	Shamarchar Bazar	621,127
525	Jonardan Sutradhar Pharmacy	Derai	386,021
526	Bappy Pharmacy	Krishnapur	455,344
527	Saleha Pharmacy	Krishnapur	811,505
528	Bristy Pharmacy	Shalla	780,809
529	Sumithra Pharmacy	Shalla	757,822
530	Kolpona Pharmacy	Shamarchor	799,391
531	Ma Medical hall.	Kendua Kalibari.	911,993
532	Joy Medical Hall	Hazipur Bazar, Jamalpur.	655,693
533	Swadhin Medical hall.	Station Road Jamalpur.	443,375
534	Al- Haz Medical Hall	Station Road,Jamalpur.	713,973
535	Reza Medical Hall	Station Raod.Jamalpur	343,639
536	Jowel Drug Center	Gopalpur Bazar Jamalpur	1,221,409
537	Siam Medical Hall	Kumpukur Bazar	435,088
538	Muhuha Medical Hall	Doyamohi Mur, Jamalpur	543,503
539	Sarkar Medical Hall	Station Road, Jamalpur	744,573
540	Ma Moni Pharmacy-1	Lamakazi Bazar	372,489
541	Mahid Pharmacy	Gabindagonj	465,850
542	Suman Pharmacy	Gabindagonj	551,250
543	Al-Modina Pharmacy-5	Lamakazi Bazar	787,283
544	NewJanota Pharmacy	Dahron Bazar	674,676
545	Layla Pharmacy	Sordar Para Bazar,Bahadurabad,Jamalgonj.	624,427
546	Zahid Medical Hall.	Bahadurabad Bazar,Jamalpur.	601,815
547	Luknath Medical Hall	Tarakanda	537,735
548	Bandhob Pharmacy	Station Road,Mymanshing	559,016
549	Maa Medical Hall2	Kudaldhor Bazar,Tarakanda	518,696
550	Bismillah Medical Hall3	Gopalpur Bazar	621,127
551	Ratri Medical Hall	Gopalpur Bazar,Tarakanda	854,050
552	Bismillah Medical Hall 3	Uttar Bazar,Tarakanda	704,569

553	Robi Medical Hall	College Gate,Tarakanda	586,216
554	Sorkar Medical Hall1	Tarakanda	591,750
555	Shyama Medical Hall-1	College Gate Tarakanda	641,486
556	Mukto Medical Hall	Puratan College Road	620,241
557	Shifat Medical Hall	Tarakanda	717,609
558	Ali Medical Hall	Baghmara Moar, Tarakanda	656,218
559	Joy Medical Hall	Baghmara Moar, Tarakanda	543,980
560	Moon Medical Hall	Baghmara Moar, Tarakanda	600,752
561	M/S Care Medical Centre	Gobindogonj	621,376
562	Ambia Medical Hall	Muktijuddha Abashon	646,932
563	Sumaya Pharmacy	Lamakazi Bazar	634,472
564	Janaseba Pharmacy	Gobindagonj Bazar	669,077
565	Ma Phrmacy	LamaKazi	745,652
566	Jonaseba Pharmacy	Gobindogonj	666,172
567	New Popular Pharmacy	Gobindogonj Notun Bazar.	720,651
568	Nazma Dental Care	Balibari Bazar,mothergonj.	688,723
569	Bangladesh Pharmacy-2	Gachhbari, Kanaighat	782,859
570	Rhaman Medical Hall.	Hospital gate orishabari.	677,795
571	Bhai Bhai Medical Hall.	Hospital gate orishabari.	793,818
572	Halima Medical Hall	Hospital gate orishabari.	720,476
573	Sumon Pharmacy.	Simla Bazar, sorishabari.	704,569
574	Ankur Medical Hal.	Simla Bazar, sorishabari.	785,343
575	Ujjal Medical Hall	Hospital Gate-Shorshabari,Jampur.	934,425
576	Mojibor Medical Hall.	Gupalpur Bazar,Mymensingh.	732,543
577	Shyama Pharmacy	College Raod,Tarakanda	847,590
578	National Pharmacy	Khatgula Bazar,Mymensingh	909,677
579	Trisha Medical hall.	Khatgula bazar	782,860
580	Mojibor Pharmacy	Gupalpur Bazar,Tarakanda	613,543
581	B.K Medical Hall-1	Tarakanda	563,716
582	Akash Pharmacy.	Kalaruka Bazar.	500,319
583	Joynonti Medical Hall.	Nowaria Bazar,Chhatak.	536,470
584	Jonosheba Pharmacy	Kalaruka,Chhatak.	126,492
585	Ahemodia Pharmacy.	Nowshing Pur Bazar.	487,767
586	Shahin Medical hall.	Nowshing Pur Bazar.	782,844
587	Noor Pharmacy.	Duara.	665,394
588	Joynty Pharmacy.	Dowari Bazar,Chhatak.	492,854
589	Ma Pharmacy	Banla Bazar	665,559
590	Triena Pharmacy	Mozumdari	534,035
591	Shofik Pharmacy	Chattak	532,343
592	Paradex Helth Care	Bangla Bazar	692,552
593	Sorkar Pharmacy 03	Banglabazar	561,503
594	Shahjalal Medical Hall	West Bazar Chattak	539,815
595	Tareq Pharmacy	Khagaura Bazar	918,200
596	Aporbo Pharmacy	Kuarpar	257,283
597	Somadhan Pharmacy	Lama Bazar	270,280
598	Uttam Pharmacy	Kazir Bazar	298,198
599	Qureshi Pharmacy	Taaltola	314,880
600	Shebaloy Pharmacy	Shaikghat	294,803
601	Momotaz Pharmacy	Shekghat	310,565
602	Ghosh Pharmacy	Taltola	310,567
603	B K Pharmacy	Taltola	214,289

604	Sharfin Pharmacy	Kuarpar	406,455
605	Ma Medical Hall	Jalal Pur	307,435
606	Halima Pharmacy-1	Paspapa Bazar	525,400
607	Koyes Pharmacy	Balagonj	512,004
608	Mitali Pharmacy	Balagonj	503,829
609	Ma Jononi Pharmacy	Balagonj	79,383
610	Mannan Pharmacy	Balagonj Bazar	369,144
611	Chowdhury Pharmacy	Balagonj Bazar	414,081
612	Chadshi	Boljuri Bazar	698,749
613	Shafi Medical Hall	Balagonj	396,014
614	Joy Durga Pharmacy	Buwaljur Bazar	543,488
615	Zadab Medical Hall	Balagonj	364,974
616	Sudarshan Pharmacy-2	Balagonj	354,066
617	Self Pharmacy	Balagonj	386,000
618	Sheba Pharmacy	Buwaljur Bazar	282,611
619	Anowara Medical Hall	Omarpur Bazar	465,860
620	B. K. Pharmacy	Stadium Market, Sylhet	202,837
621	Doyal Medicine Center	Badaghat Bazar	200,716
622	Krishnachhaya Medical	Hospital Road, Sunamgonj	225,159
623	Zaman Pharmacy-11	Ambari, Sunamgonj	380,440
624	Akanda Pharmacy	Badaghat Bazar	475,475
625	Swarna Pahrnacy	Sunamgonj	209,630
626	B.M. Pharmacy	Station Road	385,322
627	Qure Pharmacy	Station Road	320,949
628	Raihan Pharmacy--	Hospital Road	310,565
629	Shonkor Pharmacy	Sayeasta Gonj	318,566
630	Monir Hussain Pharmacy	Syeasta Gonj	209,630
631	New Medical Hall	Nutun Bridge	239,323
632	Monir Pharmacy	Shahestagonj	293,500
633	Manob Kollan Pharmacy	Shahestagonj	295,830
634	Bashak Pharmacy	Puran Bazar	220,988
635	Dr. Taher Pharmacy	Suzatpur Bazar	429,493
636	Ramjoy Madok	Comersialaeria	354,094
637	Himel Drug	Imam Bari	510,917
638	Ma Moni Pharmacy	Chowdhury Bazar	703,509
639	The Medihard Complex	Notun Bazar	560,456
640	Mia Pharmacy	Hobigonj	457,697
641	Dr. Sujon Miah	South Sanggor	674,576
642	Onamika pharmacy	B. Bazar	391,801
643	Janoni Pharmacy	Tana Bazar	565,323
644	ADIL PHARMACY	NAL BOHOR	778,424
645	SUNAR BANGLA PHARMACY	DASORA BAZAR	620,137
646	Jonosheba Pharmacy	BahadourPur Bazar	506,436
647	Ismail Pharmacy	Dasora Bazar	746,410
648	Shahjalal Pharmacy	Eidgha Bazar	755,246
649	Nahim Pharmacy	Dasoura Gancul Market	721,680
650	Rahmania Pharmacy	Beani Bazar	830,771
651	Nushrat Pharmacy	Beanibazar	391,373
652	Hossain Pharma 01	Simar Bazar	381,507
653	Jonota Pharmacy	Gas Bari Bazar	454,003
654	Janota pharmacy	Gacbari Bazar	996,164

655	Safa Marwa Clinic	Kanaighat	636,655
656	Popular Pharmacy	Gasbari Nazar	395,672
657	Alam Medical Centre	Gasbari Bazar	466,728
658	Nazma Pharmacy	Chandighat, Sylhet.	906,440
659	M/S Anam Medical Hall-6	Azippur.	872,154
660	Popular Pharmacy	Chondipool	846,478
661	Shahjalal Pharmacy	Morar Bazar, Goharpur, Sylhet.	892,909
662	Shifa Medical Centre	Lala Bazar	1,018,685
663	Juyel Drug House	Station Road	672,085
664	Rongdhonu Medical Hall	Station Road	454,459
665	Hafiz Pharmacy	Vhartokhola	731,823
666	Toyeb Pharmacy2	Hospital Gate,Moulovi Bazar	352,230
667	Bismillah Drugs	Vanugas	1,064,153
668	Kobir Pharmacy	Vanugas	445,965
669	Janani Pharmacy-6	Gabindagonj	557,091
670	Shama Medical Hall	Lamakazi	763,187
671	AL-MADINA PHARMACY	GOBINDO GONJ	381,802
672	Shuvo Pharmacy	Lama Kazi Nutan Bazar	477,497
673	Emon Pharmacy	Gobiondo Gonj	565,032
674	Shahin Medical Hall	Bolaura Bazar	879,385
675	Jannat Pharmacy	Noya Bazar	753,604
676	Hazi Pharmacy	Balaura Bazar	640,038
677	R.N Pharmacy	Ghumgiar Goan, Shalla	616,861
678	Toma Pharmacy	Shalla	551,179
679	Abida Medical Center	Osmani M.C Road	572,991
680	Tayef Medicine Centre	Bankalapara	531,664
681	Maisha Pharmacy	Mozumdari, Airport Road	636,655
682	Ruhit Pharmacy	Salutikor	744,091
683	Ma-Moni Pharmacy	Salutikor	722,184
684	Al-Shifa Pharmacy	Londoni Road	600,871
685	Ma And Osni Medical	Chatol Bazar	606,544
686	Ma Pharmacy	Osmani Medical	657,523
687	Era Pharmacy	Phathantula	635,747
688	Shafiq Pharmacy	Noya Bazar	735,549
689	Al Borak Pharmacy	Noyabazar Akaliya	672,623
690	Ma Medicine Corner	Salutikor	557,579
691	Ayesha Pharmacy	Bankalapara	615,771
692	Babul Drugs	Akhalia Notun Bazar	636,910
693	Ma Pharmacy	Pathantula	663,105
694	Sojib Pharmacy C/O Dr. Mahmud Hasan	Saheb Bazar	650,334
695	Aroggo Pharmacy	Nurani Subid Bazar	685,804
696	Sopto Pharmacy	Noya Bazar	764,293
697	Alam Pharmacy	Subid Bazar	875,418
698	Sheba Medical Hall	Chunarughat	738,667
699	Al-Amin Pharmacy	Chunarughat	705,941
700	Sheba Medicine Centre	Hospital Gate, Chunarughat	802,431
701	Chakraborty Pharmacy	Chunarughat	757,089
702	Gulzar Pharmacy	Chunarughat	886,685
703	Shahjalal Pharmacy	Amorud Bazar	738,488
704	Polley Pharmacy	Jarulia Bazar	722,184

705	Shahjalal Pharmacy	Jarulia Bazar	804,977
706	Shoaib Pharmacy	Chunaru Ghat	957,785
707	Paul Pharmacy	Amroad, Chunarughat	750,857
708	Tarafdar Pharmacy	Shakir Mohammad Bazar	738,463
709	Subarna Pharmacy	Shakir Mohammad Bazar	792,556
710	Chowdhury Pharmacy	Kali Nagor Bazar	802,432
711	Niramoy Medical Hall	Ranigou Bazar	628,882
712	Al-Amin Pharmacy	Amroad	577,809
713	Parul Pharmacy	Chunrughat	512,827
714	Sheba Pharmacy	Chunrughat	549,882
715	Matri Chhaya Medical Hall	Shankhola Bazar	129,655
716	Aziz Pharmacy	Deuatule Bazar	499,961
717	Shahparan Pharmacy	Rani Gaon Bazar, Chunarughat	802,415
718	Bismillah Pharmacy	Rani Gaon Bazar, Chunarughat	682,028
719	Rumel Pharmacy	Chunrughat	505,175
720	Shimu Pharmacy	Chunrughat, Hobigonj	682,198
721	Kazi Pharmacy	Chunrughat	547,386
722	Purnima Pharmacy	Chunrughat	545,652
723	S.L Pharmacy	Chunrughat	709,866
724	New Central Pharmacy	Chunrughat	575,541
725	Kazi Pharmacy	Chunrughat	553,311
726	National Pharmacy	Amroad Bazar	941,155
727	Sheba Pharmacy	Shankhola Bazar	263,715
728	Ainul Haque Pharmacy	Kali Nagar Tehmunia Bazar	277,037
729	Abdullah Pharmacy	Asampara	305,653
730	Shimul Pharmacy	Chunrughat	322,752
731	Diganta Pharmacy	Shan Kala Bazar	302,173
732	Diganta Pharmacy	Shan Kala Bazar	318,329
733	Kismot Pharmacy	Chhatak	318,331
734	Muskana Pharmacy	Paper Mill.	219,646
735	Ma Medical Hall	Boro Bazar	416,616
736	Sazzad Medical Hall	Station Road	315,121
737	Anannaya Medical Hall	Station Road, Kishoregonj	538,535
738	Maria Medical Hall	Station Road	524,804
739	Mitaly Pharmacy	Kalibari Moar	516,424
740	Ayesha Medical Hall	Kalibari Moar	81,368
741	Nitai Pharmacy	Kalibari Moar	378,372
742	Purnima Medical Hall	Boro Bazar	424,433
743	SRI MA PHARMACY	SACHNA	716,218
744	Zisan & Shakib Ali	Nayagaw	405,914
745	Rahat Pharmacy	Ram Nagor	557,075
746	Raton Moni Pharmacy	Datghor, Suchna Bazar	374,099
747	Suneti Pharmacy	Suchna Bazar	362,917
748	ONY PHARMACY	PORGONA BAZAR GOULPGONJE	395,650
749	Hasan Medical Center	Amura Bazar, Golapgonj	289,677
750	Hossain Medical Hall-1	Golapgonj	477,507
751	Ma Pharmacy	Golapgonj	207,908
752	Belal Pharmacy	Golapgonj	205,734
753	Chowdhury Pharmacy-10	Golupgonj	230,788
754	Islam Pharmacy	Kunarchar Bazar	389,951
755	Maya Pharmacy.	Hatimgonj.	487,362

756	Mohammedia Pharmacy.	Golapgonj	214,871
757	Faruque Pharmacy 01	Porgona Bazar	394,956
758	Hasan Medicare1	Amura Bazar	328,973
759	M/s Shiper Pharmacy	Golapgonj	318,329
760	The Populer Pharmacy	Rajagonj	326,530
761	Hafiz Pharmacy	Talbari	214,871
762	Habib Pharmacy	Hatimgonj	245,306
763	M/S Mahbub Pharmacy	Hetimgonj	300,837
764	Bhai Bhai Pharmacy.	Golapgonj	303,226
765	M/S. Ashraf Pharmacy	Hetimgonj	226,513
766	Abed Pharmacy	Golapgonj	440,231
767	Faruk Pharmacy.	Porgona Bazar	357,203
768	Kallol Medico	Golapgonj	515,403
769	Kollol Medico	Gopapgonj	709,686
770	Habib Pharmacy	Golapgonj	565,377
771	Madani Pharmacy.	Golapgonj	461,716
772	Islam Pharmacy	Golapgonj	680,499
773	M/S Golapgonj Pharmacy	Golapgonj	395,241
774	M/S Mamun Pharmacy	Golapgonj	570,287
775	Juned Medical Hall-2	Hetimgonj	785,258
776	Kollol Medico	Golapgonj	625,582
777	Shahjalal Pharmacy	Golapgonj	510,883
778	Niramoy Pharmacy	Golapgonj	752,964
779	Faruk Medical Hall	Porgona	761,878
780	Biniyug Pharmacy	Porgona Bazar	728,016
781	Any Drug House	Porgona Bazar	838,065
782	Tarek Pharmacy	Porgona	394,809
783	Niramoy Pharmacy (JC)	Golapgonj	384,857
784	Talha Pharmacy	Kunarchar, Jangala	457,989
785	Shafique Medical Hall	Kunarchar	884,322
786	Mashroor Pharmacy	Golapgonj	642,245
787	Any Drug House	Porgona Bazar	399,146
788	Ayesha Pharmacy	Golapgonj	470,826
789	Star Pharmacy	Hetimgonj	946,672
790	Rakib Pharmacy	Golapgonj	910,864
791	Sunridge Pharmacy	Gulapgong.	884,048
792	Medicine Corner-11	Wekil Para, Sunamgonj	932,540
793	Bushra Pharmacy	Sunamgonj	1,063,899
794	Busra Pharmacy	Sunamgonj	677,986
795	Sanjida Pharmacy	Haluar Ghat	458,450
796	Rahim Pharmacy--	Sunamgonj	738,248
797	Maa Pharmacy---	Ambari Bazar	355,322
798	Ma Pharmacy;,,,;	Sunamgonj	1,262,937
799	Lilu Pharmacy	Sunamgonj	449,881
800	Dr. Suhel Miha	Balakanda Bazar	561,982
801	Gowciya Medical Hall	Balakanda Bazar	769,888
802	Oyeshee Pharmacy	Sunamgonj	385,154
803	General Hospital	Sunamgonj	481,689
804	Lovely Pharmacy	Sunamgonj	569,993
805	Dr. Shuel Ahmed	Balakanda Bazar	918,416
806	Smrity Pharmacy	Janata Bazar	787,053

807	Saroda Pharmacy	Haluarghat Bazar	645,657
808	Gita Pharmacy	Sunamgonj	622,277
809	Pizus Medical Hall	Hasson Nagor Point	556,018
810	Tazrim Pharmacy	Sunamgonj	578,023
811	Ahmed Medical Hall	Patharia Bazar	536,332
812	Swarna Pharmacy	Hospital Road, Sunamgonj	642,245
813	Mujib Medical Hall	Soulor Bazar	883,088
814	Abdullah Pharmacy	Soulor Bazar	728,525
815	Ma- Moni Pharmacy	Niyain Bazar	606,147
816	Al-Modina Pharmacy	Kufar Bazar	611,870
817	Shahjalal Pharmacy	Fatehpur, Goainghat	663,297
818	Salim Pharmacy	Hospital Gate	641,329
819	Bismillah Pharmacy	Goainghat	742,008
820	Belal Pharmacy	Radha Nagor Bazar	678,529
821	Urmi Pharmacy	Radha Nagor Bazar	562,475
822	Anjan Medical Store	Kajal Shah, Sylhet	621,178
823	Al Shifa Pharmacy	Medical Road, Sylhet	642,502
824	New Raj Pharmacy	Madhushaheed, Sylhet	668,928
825	Gita Pharmacy	Lamapara, Ghasitula	656,044
826	Al-Ekhuan Pharmacy	Office Bazar	691,826
827	A.B Pharamcy	Adim Bazar	771,004
828	Kadir Pharmacy	Kangli Bazar	883,105
829	A.B Pharmacy	Office Bazar	745,153
830	Sathi Medical Hall	Shabazpur	712,140
831	S.K Pharmacy	Chhutolekha	809,476
832	Ahmed Pharmacy-56	Shabaz Pur	898,513
833	Saba Pharmacy	Shabajpur	1,052,318
834	Sohagi Pharmacy	Shahbazpur	744,973
835	Subasini Pharmacy	Shabazpur	728,525
836	Ashok Pharmacy	Chutolekha	840,705
837	Shubrato Medical Hall	Naya Bandar	1,000,296
838	Progati Pharmacy	Goalabazar	784,183
839	Khan Pharmacy-16	Dayamir Bazar	771,239
840	Ma Moni Pharmacy-31	Umarpur Bazar	827,733
841	Paradise Medical Complex	Kadamhata, Tajpur	809,477
842	Nupur Medical Hall	Kadamhata, Tajpur	634,404
843	Liton Pharmacy	Goalabazar	582,882
844	Nazma Pharmacy-7	Dayamir Bazar	517,330
845	Khan Medical Hall	Naya Bandar	554,710
846	Samia Pharmacy	Naya Bandar	130,793
847	Nil Ratan Pharmacy	Khadimpur, New Market	504,351
848	Rahman Medical Hall-1	Naya Bondor Bazar	809,460
849	Hafiz Medical Hall	Guala Bazar	688,017
850	Murad Medical Cornar	Goale Bazar	509,611
851	Joanni Pharmacy	Goalabazar	688,188
852	Digital Pharmacy	Khadimpara-New Market	552,193
853	Sakti Pharmacy	Goala Bazar	550,443
854	Alahi Pharmacy	Pirer Bazar	716,099
855	Prodip Drug House	Goalabazar, Sylhet	580,594
856	Shanzida Pharmacy	Osman Pur	558,169
857	Jaly Drug House	hazipur Bazar.	982,927

858	Anika Medical Hall	Omorpur	266,031
859	Azim Pharmacy	Tajpur Bazar	279,470
860	Nabil Drug Center	Omer Pur Bazar	308,337
861	Jahan Medical Hall	Naya Bandar Bazar	325,586
862	Fahmida Pharmacy	Mirza Shohidpur, Khadimpur	304,826
863	Noorjahan Owshadaloy	Noyabandar	321,124
864	Popular Drug House	Goalabazar	321,126
865	Juhi Pharmacy	Goala Bazar	221,575
866	Shahjalal Medico	Tajpur Kadamtola	420,275
867	Janosheba Pharmacy	Thana Gaon	317,888
868	Habiba Pharmacy-	Naya Bander	543,263
869	Apu Pharmacy	New Market	529,412
870	Janta Pharmacy	Madar Bazar	520,959
871	3 Star Pharmacy	Mother Bazar	82,082
872	Modina Pharmacy-25	Tajpur,Kodomtoli	381,695
873	Toha Medical Hall	New Market.	428,159
874	Haque Pharmacy	Barera Bazar	722,506
875	Rakib Medical Hall	Omorpur Geat	409,478
876	Asharf Medical Hall	Thanar Gaon	561,967
877	Liton Pharmacy	Goala Bazar	377,383
878	Mizan Medical Hall	Goalabazar	366,104
879	Janata Pharmacy	Mother Bazar	399,124
880	Paradim Pharmacy.	Tajpur	292,220
881	Shapla Pharmacy	Mother Bazar	481,700
882	Hena Medical Hall	Nuton Bazar, Kuruya	209,733
883	M/S Ripon Medi Care	Kalibari	207,540
884	Jotindro Drug House	Goala Bazar	232,814
885	M/S Nabel Pharmacy	Goala Bazar	393,375
886	Janata Pharmacy	Khadimpur	491,642
887	Lucky Pharmacy	Goala Bazar	216,758
888	Madani Medical Hall	Tajpur Kadamtola	398,423
889	P. T. Roy & Co.	Derai	331,862
890	Sumithra Pharmacy	Shalla Bazar	321,124
891	Polas Pharmacy-25	Derai	329,397
892	Joydev Pharmacy	Derai	216,758
893	Rupali Pharmacy	Derai Bazar	247,460
894	Shrioshi Pharmacy	Kholanibazar	303,479
895	Dipok Pharmacy	Shemerchor Bazar	305,888
896	Rahul Pharmacy-2	Milon Bazar	228,502
897	Rekha Medical Hall	Milon Bazar	444,096
898	Ranjan Pharmacy	Shalla	366,133
899	Joy Guru Pharmacy	Shalla	528,288
900	Shipa Pharmacy	Krishnapur Bazar	727,428
901	Shipa Pharmacy	Krishnapur	579,511
902	Banacha Medical Hall	Krishnapur	473,259
903	Mamun Medical Hall	Rajanagar	697,512
904	Foyjoynessa Medical Hall	Kesnopor	405,122
905	The Apollo Pharmacy	Borlakha	584,544
906	Shapla Pharmacy-2	Barlakha	804,890
907	J.C Drug	Barlakha	641,222
908	Jononi Pharmacy-5	Chandgran	523,655

909	The New Pharmacy	Barlakha	771,788
910	Sheba Pharmacy-22	Collage Road, Borlakha	780,925
911	Tazir Uddin Pharmacy	Chadogram	746,217
912	Sunam Pharmacy-22	Godawn Bazar	859,017
913	National Pharmacy	Barlekha	404,679
914	S.R Drug	Hospital Gate	394,478
915	Ahmed Pharmacy	Thakhali Madrasha Market	469,439
916	Shah Jalal Pharmacy	Dasher Bazar.	1,030,034
917	M/S Jilani Medicine Corner	Lakhai Road	658,302
918	M/S Bismillah Pharmacy	Khaluk Bazar	409,125
919	M/S Rahman Pharmacy	Bamoi Bazar	482,596
920	Sadhan Pharmacy	Sujatpur	970,339
921	Maa Drug House 1	Shabajpur	933,635
922	Anowar pharmacy-3	Daulat Pur Bazar	906,150
923	Reza Pharmacy	Munshi Bazar	955,854
924	Jabir Pharmacy	Kualy Bazar	1,090,496
925	Jononi Medicine Corner--	Shabajpur	694,936
926	Shahjalal Pharmacy	Shahbaj Pur Bazar	469,911
927	Ma Poly Pharmacy	Shabaj Pur	756,705
928	Mita Pharmacy	Office Bazar	364,205
929	Maa Pharmacy	Shahbazpur Tea Garden Gate.	1,294,511
930	Suhagi Pharmacy	Shahbazpur	461,128
931	Janaseba Pharmacy	Hospital Road	576,032
932	B.M Pharmacy	Daud Nagar Bazar	789,136
933	Hazi Lal Miah Pharmacy	Railgate	394,783
934	Protiva Pharmacy	Nutan Bridge	493,731
935	Mohsin Medicine Corner	Nutan Bridge	584,243
936	Taher Pharmacy	Puran Bazar	941,376
937	Mahbub Raja Medical Hall	Thana Road	806,729
938	Shorna Chikitshaloy	Kibriya Briz Road Hobigonj.	661,799
939	Galib Pharmacy	Kibria Bridge	637,834
940	Kalauk Pharmacy	Thana Road	569,919
941	Bhai Bhai Pharmacy	Dakghar Area	592,473
942	Desh Pharma	Daudnagar Bazar	549,740
943	Kiron Pharmacy	Chowdhury Bazar, Hobigonj	658,302
944	Sreema Pharmacy	Chowdhury Bazar, Hobigonj	796,545
945	Konok Pharmacy	Chowdhury Bazar.	746,738
946	New Medicine Center	Nutan Bazar.	621,301
947	Shahjalal Drug House	Kibria Bridge, Hobigonj	627,166
948	Joy Pharmacy	Bogla Bazar, Hobigonj	679,879
949	New Lucky Pharmacy	Alam Bazar, Hobigonj	657,362
950	Hamja Pharmacy	Shayestagonj, Hobigonj	760,558
951	Biplob Pharmacy	Chowdhury Bazar, Hobigonj	695,493
952	Help Pharmacy	Hobigonj	576,537
953	Sheba Pharmacy	Ralget Shayestagonj, Driver Bazar.	636,707
954	Sojib Pharmacy	Shayestagonj, Driver Bazar.	658,565
955	Popular Pharmacy	Court Station Road, Habiganj.	685,651
956	Uzzal Pharmacy	Hobigonj	672,445
957	The Popular Pharmacy	Thana Road, Hobigonj	709,121
958	Bristy Medical Hall	Hospital Road, Shayestagonj	790,279
959	Meem Pharmacy	Nutan Bridge, Shayestagonj	796,561

961	Popular Pharmacy	Hobigonj.	729,943
962	Tarafdar Pharmacy	Thana Road, Hobigonj	829,713
963	Parul Medical Hall	Chunarughat	810,459
964	Munni Pharmacy -2	Hospital Gate, Hobigonj	949,191
965	Munni Pharmacy - 1	Hospital Gate, Hobigonj	763,597
966	Baniachong Pharmacy	Hospital Gate, Hobigonj	746,738
967	Janak Pharmacy	Chowdhury Bazar	861,723
968	Chakraborty Pharmacy	Chunarughat, Habiganj.	1,025,303
969	Shapla Medical Hall	Chunarughat, Habiganj.	803,788
970	Modina Medisen Cornar	Chunarughat, Habiganj.	790,520
971	Akash & Asha Pharmacy	Kagapasha	848,426
972	Arpona Pharmacy	Kagapasha	829,714
973	Ahasan Medical Centar	Kagapasha.	650,264
974	Hamid Pharmacy	Saystanagar Road	597,454
975	Ma Medical Hall	Pirar Bazar	530,263
976	Bismillah Medicine Corner	Dakshin Sangor	568,578
977	Roti Pharmacy	Saystanagar	134,063
978	Bondhu Sundar Pharmacy	Uttar Sangar	516,960
979	Alam Medicine Corner	Hospital Road	829,697
980	Azad Pharmacy	Hospital Road	705,217
981	Shams Medical Hall	Kali Bari Muktagacha.	513,032
982	Bhoher Medical Hall--	Boher Bazar, Shorisha Bari	705,393
983	Sumon Medical Hall--	Vatara Bazar	565,997
984	Rupali Medical Hall.	Batazuri Bazar-Bokshigonj.	564,204
985	Shifat Medical Hall	Mahmudpur	734,001
986	Ma Baba Medical Hall	Poyla	595,109
987	Milon Pharmacy	Kolmakanda	572,123
988	Razzak Medical Hall	Bausham Bazar	1,144,887
989	Tisha Medical Hall	Barhatta	272,682
990	Badshah Mir Medical Hall	Dudnoy Bazar	286,457
991	Rafiqul Medical Hall	Dudnoy Bazar	316,045
992	Dr. Sonjit Medical Hall	Seedstore	333,726
993	Loknath Medical Hall	Shanti Nagar	312,447
994	Rubel Medical Hall	Kristo Bazar	329,152
995	Ma Medical Hall	Achintopur	329,154
996	Sarker Pharmacy	Kalir Bazar	227,114
997	Ma Drug House	Gopaltila	430,781
998	Pranto Medical Hall	Kanduli Bazar	325,835
999	Shaha Medical Hall	College Moar	556,845
1000	Al-Amin Medical Hall	Shombhugonj Bazar	542,647
1001	Ma Medical Hall	Balijura Bazar	533,983
1002	Dr. Harun Medical Hall	Kapashia Bazar	84,134
1003	Islam Medical Hall	Dhubaura Bazar	391,237
1004	Juma Medical Hall	Udaypur Bazar	438,863
1005	Alim Medical Hall	Phurbodola	740,569
1006	Shohid Medical Hall	Goni Market	419,715
1007	Rana Medical Hall	Goni Market	576,016
1008	Mr. A. Hannan	Chondrogong	386,818
1009	Master Pharmacy	2 No Poll	375,257
1010	Nur Medical Hall	Chondrogong Bazar	409,102

1011	Maa-Medicin Centre	Korima Super Market,Chandrogonj,,	299,526
1012	Janani Medical Hall	Chondrogong Bazar	493,742
1013	Rakib Medical Hall	Chondrogong Bazar	214,976
1014	Matri Pharmacy.	Andar Ghor	212,729
1015	Maruf Medical Hal	Chondrogong Bazar	238,634
1016	Amanot Medical Hall	Chondrogong Bazar	403,210
1017	Pritom Medical Hall	Kamarhat	503,933
1018	Mr. Hannan	Chondrogong	222,177
1019	Pritom Medical Hall	Kamarhat	408,384
1020	Matry Pharmacy.	Uattar bazar,Chandrogonj.	340,158
1021	Maa Pharmacy.3	Charsahi,Hafiz Market.	329,152
1022	Momtaj Medical Hall.	Chorsahi,Hafiz Markrt.	337,632
1023	Suchita Pharmacy.	Mihazir Bazar..	222,177
1024	Dr.Din Mohammed.	Matrala Markrt,Chandrogonj..	253,647
1025	Brite Pharmacy	Dawan Shah Markrt.	311,066
1026	Sahinur Medical Hall	Raza Pur..	313,536
1027	Suborna Medical Hall.	Joider Pukurpar.(Pach Para)	234,214
1028	Dr.Abdul Kashem Pharmacy.	Anando Bazar(Chandrogonj)	455,198
1029	Ala Uddin Medical Hall	Chondrogong Bazar	344,882
1030	Gawsia Pharmacy 2	Moyesh Pur	497,626
1031	Robi Pharmacy	Chandragonj Bazar	685,207
1032	Sayef Pharmacy	Sordar Dighirpar Chandragonj	545,876
1033	Mahedi Pharmacy	Chandragonj Boshurhat	445,790
1034	Dr. Deen Mohammed	Madrasha Market Chandragonj	657,027
1035	Pinki Pharmacy 1	iar Bazar Chowmuhoni	381,608
1036	New Pharmacy 2	College Gate Chowmuhoni	550,616
1037	Jonota Pharmacy.1	Bashurhat	758,173
1038	Jonota Pharmacy 2	Kamarhat	604,005
1039	Ma Bhumika Pharmacy	Sorka Digir par	493,261
1040	Happy Pharmacy 1	molla Maeket	726,992
1041	Ma Pharmacy1	Chandragonj	735,599
1042	Dr. Ruhul Amin	Pulon poul,Chowmuhoni	702,905
1043	Citiy Pharmacy	Bosirhat	809,159
1044	New Pharmacy 10	College Gate Chandragonj	381,191
1045	Dr.Uttom Kumar Sorkar	Chandrogonj	371,582
1046	Dr.Sonkor	Bigli Bazar	442,192
1047	Swapon Pharmacy	Dattapara	970,250
1048	Jhanara Medical Hall	Mandari Bazar	620,093
1049	Cosmos Medical Hall	Chandrogonj	385,378
1050	Mr.Dr.Arjun-01	Halim Bazar	454,586
1051	Shorif Pharmacy 1	Sordardighir Par	914,019
1052	Gowrango Medical hall	Sordardighir Par	879,446
1053	Ma Pharmacy 2.	Chor Shahi Bazar	853,556
1054	Montush Medical Hall	Hafiz Market	900,375
1055	Yeasin Drug House	Miar Bazar,Bosurhat	1,027,202
1056	Happy Pharmacy1	Mollamarket,Chandrogonj	654,601
1057	Mita Pharmacy1	Zinu Market Chandrogonj	442,637
1058	Ma Pharmacy10	Zinu Market Chandrogonj	712,784
1059	Seba pharmacy2	Paulpara Bazar	343,066
1060	Dr.Pritush	Zuardar Pukurpar	1,073,051
1061	Rocky Pharmacy	Paulpara	434,364

1062	Dr. Lolith Mohon	Hamid Miazir Bazar	542,598
1063	Rahim Medical Hall 2	Chowpolli	743,333
1064	Ettadi Medical Hall	Bashur Hat	371,869
1065	Kadir medical Hall	Mandari	465,075
1066	Zaman Medical Hall 01	Dewanshi Market	550,333
1067	Sudhir Pharmacy	Bashurhat	886,737
1068	jononi Pharmacy 032	Bashurhat	759,906
1069	Faruque Medical Hall	Amanullah Pur,Chondrogonj	623,387
1070	Dr. Ziaur Rahaman	Romonir Hat	600,813
1071	Sinha Pharmacy 1	Romonirhat	536,840
1072	Rupa Medical Hall	Chowgolli Bazar,Chandrogonj	558,085
1073	Lucky Pharmacy 1	Chowgolli Bazar	517,833
1074	Esha Medical Hall	Chowgalli Bazar	620,093
1075	Life Pharmacy 2	Sardhar Digir Par	750,313
1076	Dr. Babul	Amanullah Pur Bazar,Chandra Gonj	703,396
1077	Suchita Pharmacy	Miar Bazar, Chandra Gonj	585,240
1078	Anjon Pharmacy	Holman Bazar,Chandra Gonj	590,765
1079	Momtaj Pharmacy	Char Shahi Hafiz Market,Chandra Gonj	640,418
1080	Ideal Medical Hall 2	Mohrespur,Borobarir Dorja	619,208
1081	Dr. Jalal Ahmed	Chondragonj	716,414
1082	Shain Pharmacy2	Sordar Dighir Par	655,125
1083	Dr.Abdul Kashem	Anondo bazar	543,074
1084	Shahid Pharmacy-5	Sordar Degirpar,Chondrogonj	599,752
1085	Sunir Medical Hall	Bashurhat Bazar,Chondrogonj	620,341
1086	Bahi Bhai Pharmacy	Joarder Pukur Par Chandogonj	645,855
1087	Omi Medical Hall	Palpara Bazar Chandrogonj	633,416
1088	Saif Pharmacy	Sorderdigirpar Chandrogonj	667,963
1089	Shipon Pharmacy 2	Madrasha Market Chandrogonj	744,410
1090	Adorsho Cikithsaloy	Hanif Miazir Bazar Chandrogonj	852,645
1091	Prime Medical Hall	Kamarhat,Chandrogonj	719,451
1092	Anowara Polly Clinic	Tofatgonj. Miabarir Dorja	687,576
1093	Modina Pharmacy 4	Amanullah Par Bazar	781,556
1094	Anjon Pharmacy 4	Amanulla Par	763,419
1095	Ma Bhumika Pharmacy-5	Sordar Dighir Par	894,098
1096	Azad Medical Hall 11	Purbo Chondrogonj	719,277
1097	Dr.Swoapon	Chondrogonj	703,396
1098	Dr.Sudir Kumar	bashur Hat.	811,707
1099	Bijoy Medical Hall	Chondrogong Bazar	965,794
1100	Rakib Medical Hall	Chondrogong Bazar	757,135
1101	Amanot Medical Hall	Chondrogong Bazar	846,179
1102	Pranto Medical Hall-10	Hanif Niazir bazar,Chandrogonj	908,162
1103	Halima Medical Hall-5	Sorkar Digir Par	781,557
1104	Alam Medical Hall4	Hazirpara	612,521
1105	Ma Moni Medical hall5	Chandrogonj	562,777
1106	Jamuna Medical Hall	Char Chamika	499,486
1107	Halim Medical Hall4	Bottoli Bazar,Chandrogonj	535,577
1108	Sarker medical Hall	Main Road Chandrogonj	126,282
1109	Nupur Medical hall2	Bangla bazar	486,955
1110	Sudhir Pharmacy4	Basur Hat	781,540
1111	Dr. Sukumar Pharmacy	Kamarhat	664,286
1112	Zamal Zahan Pharmacy	Dewan Saha Market	492,033

1113	Saif Pharmacy5	Sarker Digirpar	664,451
1114	Akhi Medical Hall5	Bal Para Bazar	533,146
1115	Esa M Hall	Chow Polli Bazar	531,457
1116	Modina Pharmacy	Amanullah Pur	691,399
1117	Ahad Pharmacy	Mohesh Pur	560,568
1118	Ahad Pharmacy	Mohesh Pur	538,916
1119	Kiron Medical Hall	Chondra Ban Bazar	949,024
1120	Anuwara Polli Clinic	Protap Gonj Miah Bari	256,855
1121	Bangladesh Pharmacy	Chandragonj Bazar	269,830
1122	Bimol Medical Hall	Chandragonj Bazar	297,702
1123	Nayon Medical Hall	Chandragonj Bazar	314,356
1124	Dr. Hannan	Chondrogonj	294,312
1125	Pinki Pharmacy-	Miar Bazar	310,048
1126	New Shahi Pharmacy	Chandra Gonj Bazar	310,049
1127	COSMOS MEDICAL HALL	CHANDRA GONJ	213,932
1128	DR. UTTAM KUMAR	CHANDRA GONJ	405,778
1129	Janoni Medical Hall	Chandrogonj Bazar	306,923
1130	Akhi Medical hall	Paulpara Bazar	524,525
1131	New Shahi Pharmacy	Chandra Gonj Bazar	511,151
1132	Bimol Medical Hall	Chandra Gonj Bazar	502,990
1133	Bangladesh Medical Hall	Chandra Gonj Bazar	79,251
1134	Nayon Medical Hall	Chandra Gonj Bazar	368,529
1135	Dipu Medical Hall	Chandra Gonj Bazar	413,391
1136	Cosmos Medical Hall	Chandra Gonj Bazar	697,585
1137	Janoni Pharmacy	Chandrogonj Bazar	395,354
1138	Dr. Uttom Kumar	Chandrogonj Bazar	542,583
1139	Dr. UTTOM KUMAR	CHANDRO GONJ	364,367
1140	Dr. Faruk	Amanullahpur, Chandragonj	353,476
1141	Janosheba Medical Hall	Basurhat	385,358
1142	Gouranga Medical Hall	Chandragonj	282,141
1143	Medinova Drug House	Chandragonj Bazar	465,085
1144	Roki Pharmacy	Chandragonj	202,499
1145	National Pharmacy	Chondrogonj Bazar	200,382
1146	Dr. Ruhul Amin	Betuya Bazar	224,784
1147	Oho Medical Hall	Chandragonj Bazar	379,807
1148	New Bangladesh Medical Hall	Chandragonj Bazar	474,684
1149	New Bimol Pharmacy	Chandragonj Bazar	209,281
1150	Momota Pharmacy	Hafiz Bridge, Chandragonj	384,681
1151	Dr. Narayan	College Road, Chandragonj	320,415
1152	Amanat Pharmacy	Chandragonj Bazar	310,048
1153	Dr. Anwar Hossain	Moddhor Bazar	318,035
1154	Suborna Medical Hall	Paulpara	209,281
1155	Fahim Pharmacy	Sorkar Dighir Par	238,925
1156	Bhuyan Pharmacy	Chandrogonj Bazar	293,011
1157	Asad Medical Hall	Chandrogonj Bazar	295,338
1158	Al-Hera Pharmacy	Chandragonj Bazar	220,620
1159	Suborna Pharmacy	Joider Pukur Par	428,778
1160	Shamol Medical Hall	Chandrogonj Bazar	353,504
1161	Ma Pharmacy	Bashirhat	510,066
1162	National Hospital	Chondrogonj Bazar	702,337
1163	Sojoli Pharmacy	Chondrogonj Purbo Bazar	559,522

1164	Medicine Corner	Paulpara Bazar	456,935
1165	Dr. Shyamol	Chondrogonj Uttor Bazar,	673,453
1166	Tapan Medical Hall	Chondrogonj Uttor Bazar	391,148
1167	United Pharmacy	Chondrogonj Bazar	564,382
1168	Sayeed Pharmacy	Sordar Dighir Par	777,127
1169	Zitu Medical Hall	Chandragonj Bazar	619,105
1170	Momotaz Medical Hall	Akiz Bridge, Chor Shahi	505,593
1171	Hiron Medical Hall	Chandragonj Bazar	745,167
1172	Al- Mozahid Pharmacy	Mostafar Dokan	753,989
1173	Paragon Drag House	Chanrgonj Bazar	720,478
1174	Ma Medical Hall-102	Karim Supar Markat Chandorgonj	829,388
1175	Janani Pharmacy	Mostafar Dokan	390,721
1176	Rakib Pharmacy	Chalpara Bazar	380,872
1177	New Mannan Pharmacy	2 No Pool, Chandragonj	453,247
1178	Sukumar Pharmacy.	Kamar Hat	875,165
1179	Sayed Pharmacy	Choto Dighirpar	635,595
1180	Master Pharmacy	2 No Poll	395,013
1181	Ahaho Medical Hall.	Chondrogong Bazar	465,950
1182	Mehadi Medical Hall	Bosurhat	936,870
1183	Maa Medical Hall	Bosurhat	901,432
1184	Jonata Pharmacy	Bosurhat	874,894
1185	Sucita Pharmacy	Charshahi School Gate	922,884
1186	Dr. Hannan	Chondrogong Bazar	1,052,882
1187	Medenova Drag House	Chondrogong Bazar	670,966
1188	Rocky Medical Hall	Pall Para Bazar	453,703
1189	Suborna Medical Hall	Joider Pukurpar	730,604
1190	Cosmos Medical Hall	Chondrogong Bazar	351,643
1191	Dipu Medical Hall	Chondrogong Bazar	1,249,860
1192	Jonani Medical Hall	Chondrogong Bazar	445,223
1193	Momotaj Medical Hall	Chorshahi Hafiz Briz	556,163
1194	Maa Medical Hall	Basurhat	761,917
1195	Ashsefa Medical Hall	Basurhat	381,166
1196	Gorango Medical Hall	Chondrogong Bazar	476,702
1197	Happy Pharmacy	Molla Market	564,091
1198	Saif Pharmacy	Shordar Digirpar	1,032,847
1199	Dr. Liton	North Sreepur	885,117
1200	Keron Medical Hall	Chondrogong Bazar	638,972
1201	Dipali Medical Hall	Chondrogong Bazar	615,834
1202	Jonani Medical Hall	Mostafar Dokan	550,261
1203	Cosmos Medical Hall	Chondrogong Bazar	572,037
1204	Dr. Uttom Kumar.	Chondrogong Uttor Bazar	530,779
1205	Bangladesh Medical Hall	Chondrogong Bazar	635,595
1206	Medenova Drag House	Chondrogong Bazar	769,070
1207	New Pharmacy	College Gate, Chondrogong	720,981
1208	Saif Pharmacy	Sordar Digirpar	599,871
1209	Bimol Medical Hall	Chondrogong Bazar	605,534
1210	Mr. Hannan		656,429
1211	Bhuiyun Pharmacy	Chondrogong Purbo Bazar	634,689
1212	Keron Pharmacy	South Sreepur	734,324
1213	Saif Pharmacy	Andarghor	671,503
1214	Seba Pharmacy	Andarghor	556,651

1215	Dr. Abdul Korim	Poccim Lotifpur	614,746
1216	Akhi Medical Hall	Pall Para Bazar	635,850
1217	Maa Medicine Center	Korima Super Market, Chondrogong	662,001
1218	Medicine Corner	Palpara Bazar	649,251
1219	Roky Medical Hall	Palpara Bazar	684,662
1220	Matri Pharmacy	Chondrogong Bazar	763,021
1221	Bimol Medical Hall	Chondrogong Bazar	873,961
1222	Oho Medical Hall	Chondrogong Bazar	737,437
1223	Momotaj Pharmacy	Chor Shahi Hafiz Briz	704,766
1224	New United Medical	Chondrogong Bazar	801,095
1225	Jononi Medical Hall.	Mostofar Dokan	782,504
1226	National Hospital	Purbo Bazar, Chondrogong	916,451
1227	Momotaj Pharmacy	Chor Shahi Hafiz Briz	737,259
1228	National Hospital	Chandrogong Purbo Bazar	720,981
1229	Momotaj Pharmacy	Char Shahi Hafiz Brij	832,000
1230	Medicine Corner	Palpara	989,938
1231	Janata Pharmacy	Basurhat	776,063
1232	Medenoba Drag	Chandrogong	763,253
1233	Nur Medical Hall	Chandrogong Bazar	819,162
1234	New United Pharmacy	Chondrogong Bazar	801,096
1235	Janani Medical Hall	Chondrogong	627,835
1236	Rakib Medical Hall	Chondrogong Bazar	576,847
1237	Maa Pharmacy	Basurhat	511,973
1238	Sucita Pharmacy	Charshahi School Gata	548,966
1239	Madenova Drag	Chandragong Bazar	129,439
1240	Bejoy Medical Hall	Chandrogong Bazar	499,128
1241	Aho Medical Center	Chandrogong	801,079
1242	Rakib Medical Hall	Chondrogong Bazar	680,893
1243	Dipu Medical Hall	Chondrogong Bazar	504,334
1244	Ala Uddin Medical Hall	Chondrogong Bazar	681,062
1245	Cosmos Medical Hall	Chondrogong Bazar	546,475
1246	Momotaj Medical Hall	Char Shahi Hafiz Briz	544,743
1247	National Hospital	Chandrogong Purbo Bazar	708,684
1248	Medenova Drag House	Chondrogong	574,582
1249	Pritom Pharmacy	Kamarhat	552,389
1250	Dipu Medical Hall	Chondrogong	1,105,397
1251	Janani Pharmacy	Mostafar Dokan	263,276
1252	Matri Pharmacy	Chondrogong Bazar	276,576
1253	Sangita Medical Hall	Rajgong Bazar	305,144
1254	Matri Pharmacy2	Andargor	322,215
1255	Amanat Pharmacy	Chondrogong Bazar	301,670
1256	Dr. Liton	Sreepur	320,129
1257	Bhuiyun Pharmacy	East Chondrogong Bazar	317,801
1258	Seba Pharmacy	Andarghor	219,280
1259	National Hospital	Chondrogong Purbo Bazar	415,923
1260	New United Pharmacy	Chondrogong Bazar	314,596
1261	Oho Medical Hall	Chondrogong Bazar	537,638
1262	Janani Medical Hall	Chondrogong Bazar	523,930
1263	Mun Medical Hall	Chondrogong Bazar	515,564
1264	Madenova Drag	Chondrogong Bazar	81,232
1265	Gorango Medical Hall	Chondrogong Bazar	377,742

1266	Saif Pharmacy	Sordar Digi	423,726
1267	Suborna Medical Hall	Joiderpukurpar	715,025
1268	Janata Pharmacy	Kamarhat	405,238
1269	Dipali Pharmacy	Chandorgong	556,148
1270	Keron Pharmacy	Sree Pur	373,476
1271	Mohammadiya	Chondrogong Bazar	362,313
1272	Alauddin Medical Hall	Chondrogong	394,991
1273	Momotaj Medical Hall	Chorshahi	289,194
1274	Dr. Uttom Kumar.	Chondrogong Bazar	476,712
1275	Assefa Pharmacy	Bosurhat	207,561
1276	Seba Pharmacy	Andher Ghor	205,391
1277	Saif Pharmacy	Andherghor	230,403
1278	Al-Hossain Pharmacy	Airport Road, Noyabazar, Sylhet.	389,302
1279	Suruya Pharmacy	Airport Road, Noyabazar, Sylhet	486,551
1280	Shahporan pharmacy-3	Akhali, Sylhet	214,513
1281	M. Rahman Pharmacy	Akhali, Sylhet.	394,298
1282	R.k. Pharmacy	Akhali, Sylhet.	328,425
1283	Kakoli Madical Corner	Akhali, Sylhet.	317,799
1284	Rhamania Pharmacy	Baluchar-Nayabazar, Sylhet.	325,986
1285	Harun Pharmacy	Baluchar-Nayabazar, Sylhet.	214,513
1286	Sani Pharmacy	Bagbari, Sylhet.	244,898
1287	Asha Pharmacy-1	Durgabari Point, Sylhet.	300,337
1288	Dev Pharmacy	Karerpara, Sylhet	302,721
1289	Shipa & Mahfuz	Pirojpur, Sylhet	226,136
1290	Jonosheba Pharmacy-3	Porgona Bazar, Sylhet	439,498
1291	Jonani Pharmacy	Patantula, Sylhet	356,608
1292	Habib Drug House	Pirmoholla, Sylhet	514,545
1293	Raja Pharmacy	Pirmoholla, Sylhet	708,504
1294	Al Mamun Pharmacy	Pirmoholla, Sylhet	564,435
1295	Sumi Pharmacy	Roynogor, Sylhet	460,947
1296	Bushra Pharmacy	Shahi Eidgah, Sylhet	679,366
1297	Sadia Pharmacy	Shahi Eidgah, Sylhet	394,583
1298	Israil Pharmacy	Shahi Eidgah, Sylhet	569,337
1299	Al Topshi Pharmacy	Shahi Eidgah, Sylhet	783,951
1300	Prograssive Pharmacy	Shahi Eidgah, Sylhet	624,541
1301	Chowdhury Pharmacy-2	Subid Bazar, Sylhet	510,032
1302	Talukder Pharmacy-1	Tukerbazar, Sylhet	751,710
1303	Sudip Pharmacy	Tarapur, Sylhet	760,609
1304	Mahbub Pharmacy-1	Tarapur, Sylhet	726,804
1305	Paul Pharmacy.	Chhatak.	836,670
1306	Titas Pharmacy	Moulovi para-B.Baria	394,152
1307	Adhunik Shishu Genaeal Hospital	Moulovi Para -B.Baria	384,216
1308	Ahmed Drug House	Amin Complex Jail Road,B.Baria	457,226
1309	A.Haque Pharmacy	Bogir Bazar-kosba. B.Baria	1,003,238
1310	M/S Drug Hause	Kharera Bazar-Kosba,B.Baria	641,176
1311	Sonjoy Medical Hall	Kherara Bazar-Kosba,B Baria	398,481
1312	Mizan Medical Hall-	Nobinogor. B-Baria	470,042
1313	Jonprio Pharmacy	Chati Potty,B-Baria	945,096
1314	Juthy Pharmacy	Halder Para, B-Baria	909,347
1315	Ma-Pharmacy-	Super Market,B-Baria	882,576

1316	Al-Shifa Medical Hall-	Kumarshil More,B-Baria	930,988
1317	Sonjoy Medical Hall.	Khewra Bazar,B-Baria.	1,062,127
1318	Iqbal Medical Hall.	Sambari Bazar,B-Baria	676,858
1319	Dr. Samsul Haque	Charghat-K.B.B	457,686
1320	Bismillah Medical Hall.	Upojila Helth Complex. B-Baria.	737,019
1321	Kosba Drug House.Upojila Helth Complex. Kosba.B-Baria.		354,731
1322	Rahmania Pharmacy.	B,Baria	1,260,834
1323	Ahmed Drug House.	Kumaeshil More,B-Baria.	449,132
1324	East Bengol Pharmacy.	Puraton Bazar,Kosba,B-Baria.	561,047
1325	Azad Pharmacy.	Puraton Bazar,Kosba,B-Baria.	768,607
1326	Jonota PharmacyKodomtoli More Hospital Road Kosba.		384,513
1327	Tetas Pharmacy	Moulovipara,B Baria	480,887
1328	Mastar Medical Hall	Chompoknogor Bazar,B Baria	569,044
1329	Joni Phartmacy	Mogra Bazar	1,041,916
1330	Jonoprio Pharmacy 01	Chatti Potti,B-Baria	892,889
1331	Mushkil Ahsan	Hospital Gate, B.Baria	644,582
1332	The Medical Hall	Chondidoar	621,241
1333	Shomorita Hospital	Moulovepara,B.Baria	555,092
1334	Popular Medical Hall-10	Hospital Gate,B.Baria	577,060
1335	Populer Drug House	Puraton Bazar Kosba	535,439
1336	Economix Drugh House	Puraton Bazar,Kosba	641,176
1337	Ahmed Drugh House	Amin Complex B Baria	881,617
1338	Haidar Pharmacy	Kuti Bazar, Kosba	727,312
1339	Munshi Pharmacy-01	Gopinath Pur, Kosba	605,138
1340	Popular Drug House	Puratan Bazar, Kosba	610,851
1341	Khaza Pharmacy.	Chargach Bazar, Kosba	662,192
1342	Dr. Sojib Pharmacy	Madhob Pur Bazar	640,261
1343	Jannat Pharmacy	Shomirail Bazar	740,772
1344	Khaza Pharmacy	Charghat Bazar	677,400
1345	Dr. Mizanur Rahman	Edilpur Bazar	561,539
1346	Jonoprio Pharmacy	Chhati Potti,B.Baria	620,144
1347	Shapla Pharmacy	Madar Bazar	641,433
1348	Bristy Pharmacy	Kaligonj	667,814
1349	Utshob Pharmacy	Balagonj	654,952
1350	Helal Pharmacy	Balagonj	690,674
1351	Janata Pharmacy	Adit Pur	769,720
1352	Gopali Pharmacy	Elash Pur	881,635
1353	Khan Pharmacy2Dr.Abul Hussin KhanSchool GharBT	Road	743,912
1354	Debnath Pharmacy-3Dr.Kali Kirshna DbnathChowrasta		710,954
1355	Alo Medical Hall30	Dr.Porilal Das,Buser Hat Bazar	808,129
1356	Janu Medical Hall-3	C/o Dr.KK Akarja,Digirpar,Chand Pur	789,375
1357	Mojumdar Medical Hall	C/o Maksudur Rahman,Shologhar.BT	924,498
1358	Dr.Shombhu Nath	Zohirer Dukan,Bisnod,Chandpur	743,732
1359	Dulal Medical Hall-2	Shahtoli Bazar,Chandpur	727,312
1360	Shamim Medical Hall-2	C/o Dr.Billa Hossain Patuwary,Military	839,305
1361	Popular Pharmacy--5	Kalibari,Chandpur	998,631

1362	Azad Pharmacy-3	Kalibari Chandpur	782,877
1363	Gazi Medical Hall--2	Miswan Road,Chandpur	769,955
1364	Maa Medical Hall--2	C/o Dr.Prodip acharjee,Haruner Dukan	826,355
1365	Jonani Pharmacy-80	C/o Dr.Saidur	808,130
1366	Janoki Medical Hall-90	Dighirpar,Chandpur	633,347
1367	Humayera Medical hall	C/o Dr.Sueb Khan.Chandpur	581,912
1368	Epa Drug House	C/o Alom Patuwary,Taltola	516,468
1369	Dr Farid Patwary	Taltola Bazar Moisdi	553,787
1370	Bada M Hall	C/o Bodol Gosai	130,575
1371	Dotto Drug House	C/o Sumit kumar datto Bisnodi Road	503,511
1372	Bismillah M hall	C/o Abul Katam Babar Hat	808,113
1373	Haque Phamacy	New Kali Bazar	686,871
1374	Padma Pharmacy 1	KaliBari	508,762
1375	Dola Pharmacy	KaliBari	687,042
1376	Khan Pharmacy 6	Solo Ghor Chad Pur	551,273
1377	Patuwary Medical Hall	Mohamaya Chand Pur	549,526
1378	Bokul Medical Hall6	Mohamaya Chand Pur	714,906
1379	Shovo Medical Hall6	Mohamaya Chand Pur	579,628
1380	Ma Medical Hall9	Mohamaya Chand Pur	557,240
1381	Azad Pharmacy-3	Kalibari Chandpur	981,291
1382	Gazi Medical Hall--2	Miswan Road,Chandpur	265,588
1383	Dr.Chandtut Medical Hall	Kalibari Chandpur	279,005
1384	Maa Medical Hall--2	C/o Dr.Prodip acharjee,Haruner Dukan	307,823
1385	Jonani Pharmacy-80	C/o Dr.Saidur	325,044
1386	Janoki Medical Hall-90	Dighirpar,Chandpur	304,319
1387	Humayera Medical hall	C/o Dr.Sueb Khan.Chandpur	320,589
1388	Epa Drug House	C/o Alom Patuwary,Taltola	320,591
1389	Dr Farid Patwary	Taltola Bazar Moisdi	221,206
1390	Bada M Hall	C/o Bodol Gosai	419,575
1391	Dotto Drug House	C/o Sumit kumar datto Bisnodi Road	317,358
1392	Bismillah M hall	C/o Abul Katam Babar Hat	542,359
1393	Matry M Hall	G.T Road Chand Pur	528,530
1394	Haque Phamacy	New Kali Bazar	520,091
1395	Padma Pharmacy 1	KaliBari	81,946
1396	Dola Pharmacy	KaliBari	381,059
1397	Khan Pharmacy 6	Solo Ghor Chad Pur	427,446
1398	Sonkor Medical Hall5	Mohamaya Chand Pur	721,303
1399	Patuwary Medical Hall	Mohamaya Chand Pur	408,796
1400	Bokul Medical Hall6	Mohamaya Chand Pur	561,031
1401	Shovo Medical Hall6	Mohamaya Chand Pur	376,755
1402	Ma Medical Hall9	Mohamaya Chand Pur	365,494
1403	Janaprio Pharmacy	Magna Bazar, Maduddi	398,460
1404	Janaprio Pharmacy2	Magna Bazar, Madobdi, Narshingdi	291,734
1405	Mahadi Pharmacy	Magna Bazar, Madobdi, Narshingdi	480,897
1406	Rony Pharmacy	Madobdi Bazar, Narshingdi	209,384
1407	Janata Pharmacy	Zilla Hospital Moar	207,195
1408	Azad Pharmacy	Paikgachha Bazar, Madhabdi	232,426
1409	Janani Pharmacy	Meghna Bazar, Madhabdi	392,720
1410	Ma Medical Hall	Bala Bazar	490,823
1411	Ma Medical Hall	Meghna Bazar	216,397
1412	Dr. Asadullah Pharmacy	Chordigoli Bazar	397,760

1413	Al - Shefa Medical Hall	Doani Bazar, Madhabdi	331,309
1414	Anis Pharmacy	Doani Bazar, Madhabdi	320,589
1415	Dr. Mannan Medical Hall	Doani Bazar, Madhabdi	328,849
1416	Abdur Rahman Pharmacy	Bscic, Narshingdi	216,397
1417	Mukti Pharmacy	Railgate, Narshingdi	247,048
1418	Balaka Pharmacy	Narshingdi	302,974
1419	Daynight Pharmacy	Madhobdi	305,379
1420	Rahman Pharmacy	Bscic Kararchar, Narshingdi	228,121
1421	Janaprio Pharmacy	Station Road, Narshingdi	443,357
1422	Sotata Pharmacy	Station Road, Narshingdi	365,524
1423	Daffodil Pharmacy	Station Road, Narshingdi	527,408
1424	Monir Pharmacy	Norshingdi	726,217
1425	Sohel Medical Corner	Narayanpur Bazar	578,546
1426	Pronoy Medical Hall	Narayanpur Bazar	472,471
1427	Bangladesh Medical Hall	Narayanpur Bazar	696,350
1428	Fariya Pharmacy.	Shorra Bad.	404,447
1429	Shalim Pharmacy	Shorrabad.	583,571
1430	Provati Medical Hall	Sorrabad.	803,550
1431	Shakib Pharmacy	Narayenpur.	640,154
1432	Bismillah Pharmacy	Narayenpur.	522,783
1433	Rana Pharmacy	Shorrabad	770,503
1434	Kashem Medical Hall	Damia Road, Tarail	779,624
1435	Sarwar Medical Hall	Chokpara, Sekandarnagar	744,974
1436	Nasim Medical Hall	Purbo Jawar Bazar, Tarail	857,587
1437	Naznin Medical Hall	Kawakhali	404,006
1438	Kona Medical Hall	Jawar	393,821
1439	Abir Medical Hall	Kawakhali Bazar	468,657
1440	Kashem Medical Hall	Jamtola Bazar, Sekandarnagar	1,028,319
1441	Akhi Medical Hall	Jamtola, Sekandarnagar	657,206
1442	Hafizul Medical Hall	Noyapara Moar, Sekandarnagar	408,443
1443	Johney Medical Hall	Jauar Bazar	481,793
1444	Tamim Medical Hall	Koluma Bazar.	968,723
1445	Bappy Medical Hall	Roytuti Bazar.	932,081
1446	Sohel Medical Hall	Jamtola Bazar.	904,641
1447	Snigdha Medical Hall	Jamtola Bazar.	954,262
1448	Shawon Medical Hall	Hospital Gate, Karimgonj	1,088,680
1449	Mamun Medical Hall	Hospital Gate, Karimgonj	693,779
1450	Medical Store	Karimgonj Bazar	469,129
1451	Zohirul Medical Hall	Karimgonj Bazar	755,445
1452	Bismillah Medical Hall	Karimgonj	363,599
1453	Arifa Medical Hall	Karimgonj	1,292,355
1454	Sarah Medical Hall	Karimgonj Bazar	460,360
1455	Hazi Medical Hall	Hospital Road, Karimgonj	575,073
1456	Popy Medical Hall	Hospital Road, Karimgonj	787,822
1457	Tushar Medical Hall	Karimgonj Bazar	394,126
1458	Ety Medical Hall	Karimgonj Bazar	492,909
1459	Sobuj Medical Hall	Karimgonj Bazar	583,270
1460	Ma Medical Hall	Karimgonj Bazar	939,809
1461	Himel Medical Hall	Karimgonj Bazar	805,386
1462	Roni Medical Hall	Hospital Gate, Karimgonj	660,697
1463	Murad Medical Hall	Karimgonj	636,772

1464	Habib Pharmacy	Karimgonj Bazar	568,970
1465	Insaf Medical Hall	Hospital Gate, Karimgonj	591,487
1466	New Iqbal Pharmacy	Karimgonj Bazar	548,825
1467	Seba Medical Hall	Karimgonj Bazar	657,206
1468	Mortuz Ali Medical Hall	Hospital Gate, Karimgonj.	903,658
1469	Bismilla Medical Hall	Hospital Gate, Karimgonj.	745,495
1470	Shofiq Medicine Corner	Chondropur Bazar.	620,266
1471	Luknath Medical Hall	Korimgong.	626,122
1472	Riya Medical Hall	Korimgonj.	678,747
1473	Johirul Medical Hall	Kariamgonj.	656,268
1474	Shahjalal Pharmacy	Shahjalal Bazar, Bazitpur	759,291
1475	Janaseba Pharmacy	Shahjalal Bazar, Bazitpur	694,335
1476	Ruhidas Pharmacy	Noyapara, Bazitpur	575,577
1477	Popular Medical Hall	Bazitpur	635,647
1478	Bangladesh Pharmacy	Purbo Bhagorpur	657,468
1479	Hasan Medical Hall	Humaipur	684,509
1480	Kamal Medical Hall	Humaipur	671,326
1481	Golap Medical Hall	Bazitpur Bazar	707,940
1482	Morium Medical Hall	Bazitpur	788,963
1483	Ma Pharmacy	Youchia Bazar	903,676
1484	Soma Medical Hall	Youchia Bazar	762,510
1485	Dina Medical Hall	Dighirpar Bazar	728,728
1486	Rupok Medical Hall	Dighirpar Bazar	828,332
1487	Tajbi Medical Hall	Rajibpur	919,443
1488	Morium Medical Hall	Humaipur Bazar	947,610
1489	Real Medical Hall	Bazitpur	762,326
1490	Al-Modina Medical Hall	Bazitpur	745,495
1491	Harun Medical Hall	Humairpur	860,288
1492	Khan Medical Hall	Humairpur	1,023,596
1493	Alif Medical Hall	Bazitpur	802,449
1494	Faruk Medical Hall	Bazitpur	789,204
1495	Rahan Medical Hall	Bazitpur	847,014
1496	Neoti Medical Hall	Hospital Road, Nikli	828,333
1497	Jonani Pharmacy	Hospital Road, Nikly	649,181
1498	Jahanara Pharmacy	Hospital Road, Nikli	596,460
1499	Shahjalal Pharmacy	Mohorkuna, Nikli	529,380
1500	Harrison Medical Hall	Sadar Road, Nikli	567,631
1501	Kajal Medical Hall	Puran Bazar, Nikli	133,840
1502	Asha Pharmacy	Hospital Road Nikhli	516,099
1503	Anwara Medical	Nuton Bazar Nikhli	828,315
1504	Jowel Pharmacy	Nikhli Puran Bazar	704,043
1505	Drobo Pharmacy	Nuton Bazar Nikhli	521,481
1506	Ray Medical	Dampara Nikhli	704,218
1507	Nirjon Medical Hall	Natun Bazar Nikhli	565,055
1508	Toufiq Pharmacy	Karpasha, Nikli	563,265
1509	Shefa Pharmacy	Hospital Road Nikil	732,779
1510	Ma Medical Hall	Hospital Road Nikil	594,118
1511	Thoma Medical Hall	Nutun Bazar Nikli	571,171
1512	Akram Medical Hall	Pudda Bazar, Nikli	1,005,823
1513	Elmy Medical Hall	Pudda Bazar, Nikli	272,228
1514	Lamia Pharmacy	Mohorkuna Bazar, Nikli	285,980

1515	Taiba Pharmacy	Hospital Road, Nikli	315,519
1516	Sheta Pharmacy	Hospital Road, Nikli	333,170
1517	Insaf Pharmacy	Hospital Road, Nikli	311,927
1518	Swastho Sebaloy	Dampara Bazar	328,604
1519	Brothers Pharmacy	Dampara Bazar	328,606
1520	Afsora Pharmacy	Nikli Bazar.	226,736
1521	Milton Medical Hall	Nutan Bazar, Nikli	430,064
1522	Polas Medical Hall	Hospital Road, Nikly	325,292
1523	Allah Vorosha Pharmacy	Hospital Road Nikli.	555,918
1524	Masud Pharmacy	Narayanpur Bus Stand	541,743
1525	G.M Pharmacy	Saatmara Bazar	533,094
1526	Joita Pharmacy	Saatmara Bazar	83,994
1527	Dilip Pharmacy	saatmara Bazar	390,585
1528	Jannat Pharmacy	Firijkandi Bazar	438,133
1529	Munna Pharmacy	Firijkandi Bazar	739,336
1530	Matriseba Pharmacy	Narayanpur	419,016
1531	Kajal Pharmacy	Narayanpur Bus Stand	575,057
1532	Shahi Pharmacy	Narayanpur Bus Stand	386,174
1533	Shafi Pharmacy	Narayanpur Bus Stand	374,632
1534	Mumen Pharmacy	Narayanpur Bus Stand	408,421
1535	Mizan Pharmacy	Bridgekandi Bazar	299,027
1536	Nipa Pharmacy	Nilkuti	492,920
1537	Jishan Pharmacy	Firizkandi Bazar	214,619
1538	Janani Pharmacy	Firizkandi Bazar	212,375
1539	Kabir Pharmacy	Narayanpur Bazar	238,237
1540	Jinath Medical Hall	Narayanpur Bus Stand	402,538
1541	Asif Dental Care	Nilkuti Bazar	503,094
1542	Netay Medical Hall	Srinidhir Bazar	221,807
1543	Jahid Pharmacy	Jhawkandi	407,704
1544	Rana Pharmacy	Shorrabad	339,592
1545	Mukter Pharmacy	Shorarkhandi	328,604
1546	Johney Medical Hall	Purbodhala Bazar	337,070
1547	Alam Medical Hall	Tarail Bazar	221,807
1548	Al - Amin Medical Hall	Sikandar Nagar Bazar	253,224
1549	Ma Medical Hall	Jauar Bazar	310,548
1550	Saha Medical Hall	Shikandar Nagar Bazar	313,014
1551	Shapla Medical Hall	Tarail Bazar	233,824
1552	Johney Medical Hall	Banail Bazar	454,441
1553	Shipon Medical Hall	Tarail Bazar	352,125
1554	Joni Medical Hall	Taljanga Bazar.	508,076
1555	Madhob Medical Hall	Belonka Road, Tarail	699,596
1556	Mala Medical Hall	Belonka Bazar	557,339
1557	Diamond Medical Hall - 1	Ashugonj Railgate	455,152
1558	Seba Medical Hall	Ashugonj P.D.B Road, Kolabagan	670,825
1559	Oli Pharmacy	Ashugonj Railgate	389,622
1560	Sarker Pharmacy	Ashugonj Railgate	562,179
1561	Diamond Medical Hall - 2	Alam Nagar	774,095
1562	Muktijoddha Medical Hall	Post Office Road, Ashugonj	616,689
1563	Chowdhury Pharmacy	Arai Sida	503,620
1564	Ma Medical Hall	Tal Shohor Poshcim Plaza	742,259
1565	Porosh Medical Hall	Sonarampur Ashugonj	751,046

1566	Sazeda Ataur Medical Hall	Ashugonj	717,666
1567	Ma Pharmacy2	Ashugonj	826,151
1568	Onik Medical Hall	Big Gor Bazar	389,196
1569	Meghna Medical Hall	Ashugonj	379,385
1570	Lisa Medical Hall	Ashugonj Bazar	451,478
1571	Maria Medical Hall	Araisida, Nutan Chak Bazar	990,625
1572	Choyon Medical Hall	Ashugong	633,115
1573	Khondokar Medical Hall	Ashugong Ralgate	393,471
1574	Munsi Pharmacy	Ashugong.	464,132
1575	Al-Hikma Pharmacy	Ashugong.	933,214
1576	Hazi Medical Hall	Ashugong.	897,914
1577	Mehedi Medical Hall	Ashugonj.	871,480
1578	Mollah Medical Hall	Ashugonj Rail Gate	919,283
1579	Rahad Medi. Hall	Basail Bz	1,048,774
1580	Jasim Medi. hall	Boali Bz	668,348
1581	Swapon Medi. Hall	Basail Bz	451,932
1582	Taher Medi. Hall	Basail bz	727,753
1583	Ismail Medi. Hall	Basail Bz	350,271
1584	Shenmohon Bz	Basail Bz	1,020,886
1585	Illes Medi Hall	Basail Bz	443,485
1586	Haque Phar	3No Gate	553,993
1587	Choiti Medical Hall	Dabu Bazar	758,943
1588	Nihari Oushadhaloy	Dewahata Bz	379,678
Total			892,280,802

Above information certified on the basis of relevant documents provided by the management.

Date: August 12, 2018
Place: Dhaka

sd/-
AHMAD & AKHTAR
Chartered Accountants

Annexure 06

Sl. No.	Name of Suppliers	Address	Amount in Taka
1	Kerry Ingredients India Pvt.Ltd.	Survey No. 6, Village Poicha, Taluka Savli, District Vadodara, Gujarat – 391 780, India	6,864,137
2	Arshine Pharmaceutical Co. Ltd.	No 27 Wenxuan Road, Changsha National Hi Tech Industrial Development Zone, Hunan, China	33,042,818
3	Formosa Lab. Inc.	No. 36 Hoping Street, Louchu County Taoyuan, Taiwan	48,201,874
4	Hingtai Chemical Co. Ltd	1142, Shin Hsing Road, Bah-Der District, Taoyuan City 334, Taiwan	13,228,421
5	Xiamen Wiew Import & Export Co. Ltd	Jiahe Road, Siming District, Xiamen, China	8,490,668
6	Vasudha Pharma Chem Ltd.	78/A, Vengalrao Nagar, Hyderabad-500038, India	247,979,698
7	Morepen Laboratories Limited	Corporate Office: 409, Antriksh Bhawan, 22 KG Marg, New Delhi, India	15,114,695
8	Nectar Lifesciences Ltd	110, Industrial Area, Phase- 1, Chandigarh-160002, India	22,739,394
9	M/s Supriya Lifescience Ltd	207/208, Udyog Bhavan, Sonawala Road, Goregaon (East), Mumbai-400063, India	22,842,878
10	Messrs.Anhui Huikang Medicines and Health Products Importer and Export Co. Ltd.	Huikang Mansion, 361, Jixi Road, Hefei, Anhui, China	31,163,351
11	Hongkong Gustar International Trade Co.Ltd.	Unit 2LG1, Mirror Tower 61, Mody Road, TST KLN, Hongkong	17,687,657
12	Weifang Shengtai Medicine Co. Ltd.	The East of Changda Road, Changle Economic Development Zone, Shandong, China	25,820,394
13	Metro Chem API Private Ltd.	Flat No. 302, Bhany Enclave, Sunder Nagar Erragadda, Hyderabad- 500 038.T.S. India	7,104,949
14	Azim Corporation	56, Purana Paltan Line (VIP Road), 4/1 Trade Center, Eastern, Dhaka- 1000	6,791,359
15	Projapoti Traders	26, Shahid Syed Nazrul Islam Avenue, Hatkhola, Dhaka-1212	1,065,272
16	Qualitex BD Ltd.	27/A/8, Dhakeswari Road, Lalbagh, Dhaka	2,337,093
17	M/S Shajib Enterprise	7/C, Mitford Road (Manzur Market), Dhaka- 1100	1,525,331
18	Uniliver Bangladesh Ltd.	Z.N Tower, Plot No 2, Road No 8, Gulshan Avenue, Dhaka 1212	1,711,014
19	Abdul Momen Sugar Refinery Ltd.	Protapnagar, Chor Ramjan, Megnaghat, Sonargha, Narayongonj	2,887,286
20	Alam Trading Corporation	418/2C, Khilgaon,(1st Floor), Dhaka-1219	1,636,360
21	Bright International	193/2, Fakirapool (1st Lane), Motijheel, Dhaka-1000	2,240,006

520,474,655

Above information certified on the basis of relevant documents provided by the management.

Date: August 12, 2018
Place: Dhaka

sd/-
AHMAD & AKHTAR
Chartered Accountants

Annexure-07

Sl. No.	Name	Designation	Realization Status	Balance as at 30.06.2017	Subsequent Balance as at 28.02.2018
1	Mr. Bikas Bishwas	Production Manager	Good	385,500	114,000
2	Mr. Muhammad Tanvir Alam	Assistant Production Manager	Good	379,800	98,000
3	Mrs. Trisha Deb	Production Officer	Good	273,600	65,900
4	Mr. Amaresh Ranjan Ray	Senior Quality Control Officer	Good	262,490	78,900
5	Miss. Rumena Begum	Senior Quality Control Officer	Good	212,860	105,000
6	Mrs. Nazneen Ahmed	Senior Quality Assurance Officer	Good	265,000	67,000
7	Mrs. Masuma Hosan	Quality Control Officer	Good	259,400	89,360
8	Mr. Arpan Talukder	Assitant Store In Charge	Good	180,510	40,300
9	Mr. Md. Rubel Islam	Assistant Store Officer	Good	189,000	25,900
10	Mr. Md.Sujaur Rahman	Supervisor	Good	76,700	-
11	Mr. Md Nazim Uddin	Technician	Good	27,000	-
12	Mr. Md.Nure Alam	Technician	Good	26,980	-
13	Mr. Masuk Miah	Technician	Good	26,800	-
14	Mr. Md.Joglu Miah	Technician	Good	17,800	-
15	Mr. Md.Jabed Ahmed	Technician	Good	35,400	-
16	Mr.Zoyed Khan	Store Officer	Good	51,000	-
17	Dewan Md. Yeahyea Khan	Store Officer	Good	43,690	-
18	Mr. Samir Kr. Chowdhury	Assistant Store Officer	Good	26,700	-
19	Mr.Shyamol Sharma Ghosh	Senior Sales Representative	Good	48,000	-
20	Mr. Shushanta Bikash Das	Office Assistant	Good	22,350	-
21	Mr. Emad Uddin	Computer Operator	Good	24,000	-
22	Mr. Bikash Ranjan Munda	Computer Operator	Good	15,900	-
23	Mr. Syed Raihan	Sales Representative	Good	21,590	-
24	Mr. Tingku Ranjan Sarker	Company Secretary	Good	287,400	80,250
25	Md. Saifuzzaman Cyowdhury	Admin Officer	Good	88,000	-
26	Mr. Saifur Rahman	Account Officer	Good	73,600	-
27	Mr. Debobroto Baidya	Account Assistant	Good	95,800	-
28	Abu Khaled Md. Masum	Account Assistant	Good	70,900	-
29	Mrs. Abeda Siddiqua	HR Officer	Good	262,300	116,000
30	Shah Md. Hafiz Iqbal Siddiqi (Pavel)	Account Assistant	Good	61,300	-
31	Mr. Junu Das	Senior Sales Representative	Good	56,700	-
32	Mr. Md. Abdul Quddus	Sales Representative	Good	30,760	-
33	Mr. Kabir Hossain	Sales Representative	Good	29,870	-
34	Mr. Ranadhir Das	Sales Representative	Good	49,870	-
35	Mr. Anukul Das	Sales Representative	Good	40,210	-
36	Md. Abdul Batin Foisal	Sales Representative	Good	30,000	-
37	Mr. Nipandra Baishanb	Sales Representative	Good	20,130	-
38	Mr. Badrul Alam	Sales Representative	Good	45,610	-
39	Md. Jubayer Ahmed	Sales Representative	Good	30,300	-
40	Mr. Mubin Ahmed	Sales Representative	Good	22,500	-
41	Mr. Sumon Sarker	Sales Representative	Good	27,900	-
42	Md. Khairul Islam	Sales Representative	Good	29,800	-
43	Mr. Omith Debnath	Sales Representative	Good	18,900	-
44	Mr. Forhad Ahmed Jabed	Sales Representative	Good	41,200	-
45	Mr. Nurul Islam Nahid	Sales Representative	Good	19,200	-
46	Md. Nazim Uddin	Sales Representative	Good	26,750	-

47	Mr. Songku Chandra Das	Sales Representative	Good	24,560	-
48	Mr. Pinto Debnath	Sales Representative	Good	30,700	-
49	Mr. Mithun Chakrabarti	Sales Representative	Good	24,500	-
50	Mr. Mostak Ahmed	Delivery Assistant	Good	24,300	-
51	Mr. Rejaul Karim	Sales Representative	Good	24,000	-
52	Mr. Sanzit Kr. Roy Chy.	Delivery Assistant	Good	24,000	-
53	Mr. Azith Sutrodhor	Delivery Assistant	Good	18,500	-
54	Mr. Ananta Kumar Das	Delivery Assistant	Good	24,000	-
55	Mr.Nurul Alom	Delivery Assistant	Good	13,000	-
56	Mr. Ashis Benerji	Delivery Assistant	Good	19,000	-
57	Md.Shahinur Rahman	Sales Representative	Good	26,500	-
58	Mr. Abdullah Al Mamun	Area Manager	Good	41,300	-
59	Mr. Rabi Shankar Das	Area Manager	Good	47,600	-
60	Mr. Olid Ahmed	Senior Medical Promotion Officer	Good	38,700	-
61	Mr. Md. Syed Ali	Senior Medical Promotion Officer	Good	34,900	-
62	Mr.Dibakar Das Talukder	Senior Medical Promotion Officer	Good	24,600	-
63	Mr.Amin Uddin	Senior Medical Promotion Officer	Good	39,700	-
64	Md. Sufian Hossain	Medical Promotion Officer	Good	27,800	-
65	Al- Masud	Medical Promotion Officer	Good	24,600	-
66	Mr. Serajul Islam	Regional Sales Manager	Good	38,700	-
67	Mr.Mofizur Rahman	Area Manager	Good	41,200	-
68	Md. Abdul Mumit	Senior Medical Promotion Officer	Good	37,100	-
69	Mr. Abdul Kahhar	Senior Medical Promotion Officer	Good	38,260	-
70	Mr. Nur Mohammad Mridha	Senior Medical Promotion Officer	Good	11,200	-
71	Mr.Haris Uddin	Senior Medical Promotion Officer	Good	37,900	-
72	Mr. Mansur Ahmed	Medical Promotion Officer	Good	8,700	-
73	Mr. Md. Forhad Hossain	Medical Promotion Officer	Good	24,600	-
74	Mr. Redowan Husen	Medical Promotion Officer	Good	16,000	-
75	Mr. Piklu Chakrabarty	Area Manager	Good	48,540	-
76	Mr.Abdul Hai	Senior Medical Promotion Officer	Good	35,000	-
77	Mr. Sadequr Rahman	Medical Promotion Officer	Good	24,930	-
78	Mr.Suranjan Sharma	Senior Medical Promotion Officer	Good	43,000	-
79	Md. Ismail Hossain	Medical Promotion Officer	Good	28,740	-
80	Mr. Pinku Debnath	Medical Promotion Officer	Good	31,020	-
81	Mr. Jamsid Ali	Medical Promotion Officer	Good	19,870	-
82	Mr.Joydip Chowdhury	Regional Sales Manager	Good	49,700	-
83	Mr Abdur Rhaman	Senior Medical Promotion Officer	Good	40,900	-
84	Mr. Ali Azgar Miah	Senior Medical Promotion Officer	Good	46,000	-
85	Mr. Abdus Sattar-2	Senior Medical Promotion Officer	Good	21,500	-
86	Mr. Syful Islam	Senior Medical Promotion Officer	Good	41,600	-
87	Md. Shaidul Islam	Senior Medical Promotion Officer	Good	27,000	-
88	Mr.Yeasin Miah	Medical Promotion Officer	Good	20,150	-
89	Mr. Ranjit Das	Medical Promotion Officer	Good	29,740	-
90	Mr.Abdul Matin	Area Manager	Good	57,960	-
91	Mr. Bidhan Debnath.	Medical Promotion Officer	Good	26,870	-
92	Md. Pabel Miah.	Medical Promotion Officer	Good	25,980	-
93	Mr. Anowar Hossain	Senior Medical Promotion Officer	Good	24,500	-
94	Mr. Nitai Chandra Nath	Delivery Assistant	Good	15,600	-
95	Mr Biksh Das	Medical Promotion Officer	Good	25,000	-
96	Mr. Abu Salah	Medical Promotion Officer	Good	29,150	-
97	Md. Shahjahan Kabir	Medical Promotion Officer	Good	23,638	-
98	Mr. Millat Hossain Titu	Area Manager	Good	38,840	-

99	Mr. A K M Tanvir Ahmed	Senior Medical Promotion Officer	Good	29,800	-
100	Mr. Nazrul Islam Mijan	Medical Promotion Officer	Good	27,640	-
101	Mr. Ruhel Ahmed	Senior Medical Promotion Officer	Good	16,000	-
102	Md. Tarekur Rahman	Sales Representative	Good	32,000	-
103	Mr. Abdul Basit	Senior Medical Promotion Officer	Good	37,500	-
104	Mr. Minar Pathan	Medical Promotion Officer	Good	26,000	-
105	Mr. Diponkar Talukder	Area Manager	Good	26,500	-
106	Mr. Suhel Ahmed	Senior Medical Promotion Officer	Good	74,000	-
107	Mr. Hisbul Hussain	Medical Promotion Officer	Good	23,000	-
108	Mr. Md. Nazrul Islam	Medical Promotion Officer	Good	27,490	-
109	Md. Minhajul Islam Taher	Medical Promotion Officer	Good	23,000	-
110	Me. Shibli Ahmed	Medical Promotion Officer	Good	29,780	-
111	Mr. Abdullah Al Harun	Medical Promotion Officer	Good	26,000	-
112	Mr. Tapas Ranjan Talukder	Area Manager	Good	24,000	-
113	Mr. Faruque Ahmed	Medical Promotion Officer	Good	26,500	-
114	Mr. Proloy Kanti Das	Medical Promotion Officer	Good	24,000	-
115	Md. Bulbul Ahmed	Medical Promotion Officer	Good	13,500	-
116	Mr. Al Amin Sardar	Medical Promotion Officer	Good	21,000	-
117	Md. Abu Taher	Sales Representative	Good	21,000	-
118	Mr. Mizanur Rahman	Medical Promotion Officer	Good	27,000	-
119	Mr. Mizanur Rahman -2	Medical Promotion Officer	Good	27,000	-
120	Mr. Md. Nurul Islam	Medical Promotion Officer	Good	27,000	-
121	Mr. Bipul Chandra Sarkar	Medical Promotion Officer	Good	13,000	-
122	Mr. Chayan Acharjee	Sales Promotion Officer	Good	16,000	-
123	Mr. Mazdar Rahman	Area Manager	Good	47,680	-
124	Mr. Delwar Hossain	Senior Medical Promotion Officer	Good	67,600	-
125	Mr. Sanjoy Talukder	Medical Promotion Officer	Good	27,980	-
126	Mr. Dibakar Bhattacharjee	Medical Promotion Officer	Good	29,000	-
127	Mr. Sajal Debnath	Medical Promotion Officer	Good	29,800	-
128	Mr. Mitu Das.	Medical Promotion Officer	Good	23,500	-
129	Mr. Junaeed Hossain	Medical Promotion Officer	Good	25,800	-
130	Mr. Jubayer Ahmed Limon	Medical Promotion Officer	Good	29,900	-
131	Mr. Md. Nazrul Islam	Medical Promotion Officer	Good	28,000	-
132	Mr. Md. Nazrul Islam	Medical Promotion Officer	Good	21,700	-
133	Mr. Provangshu Talukder	Medical Promotion Officer	Good	30,560	-
134	Mr. Pinku Chandra Nath	Medical Promotion Officer	Good	27,900	-
135	Mr. Kafil Ahmed	Medical Promotion Officer	Good	26,870	-
136	Kazi Kamrul Islam	Medical Promotion Officer	Good	29,810	-
137	Mr. Rumel Chandra Das	Medical Promotion Officer	Good	27,650	-
138	Md. Abu Sayed	Medical Promotion Officer	Good	27,000	-
139	Mr. Jahar Lal Das	Medical Promotion Officer	Good	27,850	-
140	Mr. Sujit Roy	Medical Promotion Officer	Good	14,590	-
141	Md. Chan Miah	Medical Promotion Officer	Good	27,890	-
142	Mr. Sohag Kuri	Medical Promotion Officer	Good	27,160	-
143	Mr. Ranjit Rumar Das	Medical Promotion Officer	Good	21,980	-
144	Md. Shafiqul Islam	Medical Promotion Officer	Good	23,870	-
145	Md. Shakil Ahmed	Junior Medical Promotion Officer	Good	25,000	-
146	Mr. Hitendra Chandra Das	Medical Promotion Officer	Good	29,780	-
147	Mr. Sonjit Debnath	Medical Promotion Officer	Good	26,000	-
148	Mr. Siful Islam	Medical Promotion Officer	Good	28,620	-
149	Mr. Rayhan Uddin	Medical Promotion Officer	Good	29,800	-
150	Sheikh Moh. Tofael Islam	Area Manager	Good	67,380	-

151	Mr.Sonjib Bhattacharjee	Regional Sales Manager	Good	69,820	-
152	Mr.Razu Miah	Junior Operator	Good	22,000	-
153	Mr. Abdur Rafi Ahmed	Junior Operator	Good	26,000	-
154	Mr. Billal Hussain	Junior Operator	Good	28,500	-
155	Mr. Rumon Ahmed	Junior Operator	Good	19,700	-
156	Miss. Fatema Akter Jesmin	Worker	Good	9,500	-
157	Mr. Ariful Islam Tareque	Worker	Good	7,000	-
158	Mr. Md. Sumon Miah	Worker	Good	8,000	-
159	Mr. Shohidul Hoque	Worker	Good	6,400	-
160	Mr .Nasir Uddin	Lab.Asstt	Good	25,000	-
161	Mr.Santush Guala	Junior Operator	Good	24,000	-
162	Mr. Joy Das	Packer	Good	12,000	-
163	Mr. Shakil Ahmed (2)	Packer	Good	16,000	-
164	Mr. Poltu Kumar Das	Packer	Good	21,000	-
165	Mr. Ashraf Ahmed	Packer	Good	13,500	-
166	Mr. Rahad Ahmed	Packer	Good	9,700	-
167	Mr. Emran Hossain Manik	Packer	Good	9,500	-
168	Mr. Tapos Debnath	Packer	Good	7,400	-
169	MD. Ibrahim Khalilullah	Peon	Good	7,000	-
170	Mrs. Sakina Begum	Cleaner	Good	4,000	-
171	Mrs.Shafali Rani Ghosh	Cleaner	Good	9,000	-
172	Mrs.Minothi Das	Cleaner	Good	7,500	-
173	Mr. Niren Chatri	Cleaner	Good	8,000	-
174	Mr. Moinul Islam	Driver	Good	44,000	-
175	Mr.Munir Ali	Driver	Good	36,000	-
176	Mr. Azmal Ali	Driver	Good	40,000	-
177	Mr. Shakil Ahmed	Driver	Good	35,000	-
178	Mr. Halal Ahmed	Driver	Good	34,000	-
179	Mr. Tofazzal Ali	Driver	Good	35,000	-
Total				7,976,118	880,610

Annexure-08

Sl. No.	Particulars	Unit	Quantity	Rate	Amount in BDT
1	Land				2,630,104
	a. Lease Rent (Lease Premium)				1,820,851
	b. Service Charge, VAT & Others				809,253
2	Land Development Expenses				72,224,636
	a. Earth Filling				
	Earth filling and entire factory premises development cost up to 30-06-2017 by local sand, soil with labour and carrying including ditch area filling.	CFT	3105250	16.75	52,012,942
	b. Boundary Wall				
	Boundary wall includes entire factory premises and wall development cost up to 30-06-2017 by sand, cement, brick, RCC, labour and other consumable items.	RM	910	8,556	7,785,524
	c. Internal Road				
	Internal road includes factory premises internal road development cost up to 30-06-2017 by soil, local sand, cement, brick chips, RCC, labour and other consumable items.	RM	3062	2350	7,193,406
	Pucca culvert over the drains.	RM	355	8800	3,126,548
	d. Other Expenses				
	Other expenses (Consultant, Legal, Drainage and other fees)	L/S			2,106,216
	Total (1+2)				74,854,740

The above information certified on the basis of relevant documents provided by the management.

Date: August 12, 2018

Place: Dhaka

Sd/-

AHMAD & AKHTAR

Chartered Accountants

Annexure-09

SL No.	Name of Shareholders	Share Allotment			
		Share Money Deposit (BDT)	Allotment Date	No of Shares	Amount In Taka
1	Prof. Dr. Md. Ruhul Amin	200,000	18/03/2015	20,000	200,000
2	Dr. Ahsan Mohammed Hafiz	1,000,000	18/03/2015	100,000	1,000,000
3	Mrs. Purnima Rani Roy	100,000	18/03/2015	10,000	100,000
4	Dr. Mrs. Naim Fatema	53,000,000	18/03/2015	5,300,000	53,000,000
5	Dr. Mrs. Shahana Ferdous Chowdhury	32,300,000	18/03/2015	3,230,000	32,300,000
6	Dr. Md. Badrul Haque Rukan	160,541,300	18/03/2015	16,054,130	160,541,300
7	Dr. Miss Amena Yasmin	42,000,000	18/03/2015	4,200,000	42,000,000
8	Dr. Md. Azizur Rahaman	31,058,700	18/03/2015	3,105,870	31,058,700
9	Dr. Mrs. Jamila Akter Lasker	42,000,000	18/03/2015	4,200,000	42,000,000
10	Dr. Md. Harunur Rashid	31,700,000	18/03/2015	3,170,000	31,700,000
11	Dr. Faruque Uddin	1,000,000	18/03/2015	100,000	1,000,000
12	Dr. Kazi Akter Uddin	667,000	18/03/2015	66,700	667,000
13	Dr. A.Z.M. Monzurul Haque Cho.	900,000	18/03/2015	90,000	900,000
14	Mrs. Joynob Begum	1,000,000	18/03/2015	100,000	1,000,000
15	Dr. Begum Lutfun Naher	1,000,000	18/03/2015	100,000	1,000,000
16	Malika Farida Yasmin	500,000	18/03/2015	50,000	500,000
17	Dr. Mahmudul Majid Chowdhury	30,400,000	18/03/2015	3,040,000	30,400,000
18	Dr. Syed Borhan Uddin	66,033,000	18/03/2015	6,603,300	66,033,000
19	Dr. Gulshan E Jahan	30,600,000	18/03/2015	3,060,000	30,600,000
20	Md. Abdus Sabur	900,000	18/03/2015	90,000	900,000
21	Dr. Md. Zakaria	900,000	18/03/2015	90,000	900,000
22	Dr. Musfique Ahmed Chy	100,000	18/03/2015	10,000	100,000
23	Prof. Dr. Shamsun Nahar Begum	100,000	18/03/2015	10,000	100,000
24	Dr. Naima Akter	100,000	18/03/2015	10,000	100,000
25	Dr. Mrs. Elin Reza Chowdhury	40,000,000	18/03/2015	4,000,000	40,000,000
26	Dr. Mohammed Afzal	900,000	18/03/2015	90,000	900,000
27	Prof. Dr. Faisal Ahmed	31,000,000	18/03/2015	3,100,000	31,000,000
TOTAL		600,000,000		60,000,000	600,000,000

Annexure-10

Details of vehicles:

Sl. No.	Particulars	Cost Price	Accumulated Depreciation as on 30.06.2017	WDV as on 30.06.2017
1	सि केके -अ-११-००८९	580,000	448,000	132,000
2	सि केके -म-५१-०१२०	975,000	375,121	599,879
3	सि केके -क-११-०१०२	669,765	602,784	66,981
4	सि केके -ग-११-०८८९	980,350	829,280	151,070
5	सि केके -ग-११-१०५०	1,225,000	663,500	561,500
Total		4,430,115	2,918,685	1,511,430

Details of transformer

Sl. No.	Particulars	Cost Price	Accumulated Depreciation as on 30.06.2017	WDV as on 30.06.2017
1	Transformer	12,738,550	6,420,730	6,317,820
Total		12,738,550	6,420,730	6,317,820

Details of office equipment

Sl. No.	Particulars	Cost Price	Accumulated Depreciation as on 30.06.2017	WDV as on 30.06.2017
1	Office Equipment	9,028,692	2,052,083	6,976,609
Total		9,028,692	2,052,083	6,976,609

Details of computers

Sl. No.	Particulars	Cost Price	Accumulated Depreciation as on 30.06.2017	WDV as on 30.06.2017
1	CPU	1,740,000	667,529	1,072,471
2	Monitor	1,800,000	690,547	1,109,453
3	Printer	210,886	80,903	129,982
4	UPS	400,000	153,455	246,545
Total		4,150,886	1,592,435	2,558,450

Details of electrical equipment

Sl. No.	Particulars	Cost Price	Accumulated Depreciation as on 30.06.2017	WDV as on 30.06.2017
1	Generator 215 KKA	15,100,000	5,048,701	10,051,299
2	Generator 215 KKA	7,866,372	2,630,130	5,236,242
Total		22,966,372	7,678,831	15,287,541

Details of electrical installation

Electrical installation cost includes cabling, wiring, bus bar, technical know how fee, designing, spare parts, other materials i.e. all other costs associated with electrical equipment.

Explanation regarding higher installation cost:

Electrical installation cost includes cabling, wiring, bus bar, technical know how fee, designing, spare parts, other materials i.e. all other costs associated with electrical equipment. That is why, the electrical installation cost is higher than the electrical equipment.

Annexure-11

Sl. No.	Particulars	Cost Price	Accumulated Depreciation as on 30.06.2017	WDV as on 30.06.2017
1	Auto Diesel Pump (Motor Driven)	1,540,906	897,153	643,752
2	Fire Pump (Motor Driven)	1,195,530	696,067	499,463
3	Jockey Pump	571,198	332,566	238,632
4	Auto Fire Pump Control Panel	438,361	255,225	183,136
5	Fire Hose Rack	589,795	343,393	246,402
6	Fire Hose Cabinet	398,510	232,022	166,488
7	Fire Brigade Connection	146,120	85,075	61,045
8	Sprinkler Head	73,326	42,692	30,634
9	Valves & Fittings	571,198	332,566	238,632
10	Fire Extinguisher	584,481	340,300	244,182
11	Fittings & Accessories	199,255	116,011	83,244
Total		6,308,680	3,673,070	2,635,610

Annexure-12

Particulars	Amount in Tk.
Cash Received from Customers	
Sales During the year	906,528,993
Add: Opening Receivable	274,453,216
Less: Closing Receivable	<u>(288,701,408)</u>
Total:	<u>892,280,802</u>
Cash Received From Other Sources	
Other Income	567,269
Interest Receivable	-
	<u>567,269</u>
Cash Paid to Suppliers	
Cost of Goods Sold	615,610,189
Opening Inventory	(344,555,959)
Closing Inventory	<u>364,746,993</u>
	<u>635,801,222</u>
Opening Accounts Payable	12,758,760
Closing Accounts Payable	(15,683,301)
Opening Advance to Supplier	(9,214,541)
Closing Advance to Supplier	<u>9,921,812</u>
	<u>(2,217,270)</u>
	633,583,952
Less: Cash Paid to Employee	(34,307,982)
Less: Depreciation Expenses	<u>(78,801,315)</u>
Total:	<u>520,474,655</u>
Cash Paid to Employees	
For Factory Overhead:	
Opening Advance to Employee	(6,717,412)
Closing Advance to Employee	7,976,118
Opening Provision	6,535,993
Closing Provision	(6,685,194)
Salay & Wages	26,467,897
Festival Bonus	3,012,400
Medical Expenses	1,152,628
Food & Tiffin Expenses	<u>3,675,057</u>
	<u>35,417,487</u>

For Administrative Expenses:

Salaries and Allowances	14,059,554
Director Remuneration	540,000
	<u>14,599,554</u>

For Selling and Distribution:

Salay & Allowances	39,154,872
Food Allowances	4,825,487
	<u>43,980,359</u>

Total:	<u>93,997,400</u>
---------------	-------------------

Cash Paid to Others

Operating Expenses	121,863,921
Cash paid to Employee	(58,579,913)
	<u>63,284,008</u>

Opening Accrued Liabilities	2,933,007
Closing Accrued Liabilities	(4,679,824)
	<u>(1,746,818)</u>

Opening Advance, Deposits & Prep.	(32,690,201)
Closing Advance, Deposits & Prep	12,411,503
	<u>(20,278,698)</u>

Add: WPPF	13,605,558
Less: Depreciation Expenses	(5,029,871)
	<u>8,575,687</u>

Total:	<u>49,834,179</u>
---------------	-------------------

Silco Pharmaceuticals Limited

Reconciliation of business income shown in tax return with net income shown in audited financial statements;

Particulars	30-Jun-17 01/07/2016 to 30/06/2017 (12 months)	30-Jun-16 01/01/2016 to 30/06/2016 (6 months)	31-Dec-15 01/01/2015 to 31/12/2015 (12 months)	31-Dec-14 01/01/2014 to 31/12/2014 (12 months)	31-Dec-13 01/03/2013 to 31/12/2013 (12 months)	31-Dec-12 01/03/2012 to 31/12/2012 (12 months)
Net income before tax as per Audited Financial Statements		91,871,226	179,745,896	92,686,545	264,456,960	245,028,636
Add: Accounting Depreciation		38,905,173	74,388,144	71,701,127	71,722,198	65,103,374
Less: Tax Depreciation	Return will be Submitted on Time	130,776,399	254,134,040	164,387,672	336,179,158	310,132,010
Income from Business		66,388,243	134,957,900	126,412,490	136,849,460	134,765,290
Income from other sources		64,388,156	119,176,140	37,975,182	199,329,698	175,366,720
Income shown in Tax Return		125,452	368,595	352,187	216,854	162,548
Status of Tax Return		64,513,608	119,544,735	38,327,369	199,546,552	175,529,268
		Assessment under Process	Assessment under Process	Assessment Completed	Assessment Completed	Assessment Completed

Annexure-14

Certification on confirmation that all receipts and payments of the issuer above Tk.500,000/- (five lac) were made through Banking Channel.

This is to certify that all receipts and payments of Silco Pharmaceuticals Limited above Tk. 500,000 (Five Lac) were made through banking channel from 1st January, 2012 to 30 June, 2017.

Dated: 02 April 2018

Place: Dhaka

Sd/-

AHMAD & AKHTAR

Chartered Accountants

Declaration regarding Workers Profit Participation Fund (WPPF) fund disbursement:

**AUDITOR'S CERTIFICATE REGARDING
WORKERS PROFIT PARTICIPATION FUND**

This is to certify that Silco Pharmaceuticals Limited provisions 5% of its net profit before tax to its Workers' Profit Participation Fund (WPPF) in accordance with Bangladesh Labour (Amendment) Act, 2013. The Company has registered the WPPF Trust deed dated March 28, 2018 and disbursed the provisioned amount of BDT 13,605,558 (Taka One Crore Thirty-Six Lac Five Thousand Five Hundred and Fifty-Eight) only. The above information certified on the basis of relevant documents provided by the management.

Date: August 12, 2018
Place: Dhaka

Sd/-
AHMAD & AKHTAR
Chartered Accountants

SECTION (XXVII): PUBLIC ISSUE APPLICATION PROCEDURE

Step-1 (Applicant)

1. An applicant for public issue of securities shall submit application/buy instruction to the Stockbroker/ Merchant Banker where the applicant maintains customer account, within the cut-off date (i.e. the subscription closing date), which shall be the **25th (twenty fifth) working day** from the date of publication of abridged version of prospectus.
2. The application/buy instruction may be submitted in prescribed paper or electronic form, which shall contain the Customer ID, Name, BO Account Number, Number of Securities applied for, Total Amount and Category of the Applicant. At the same time:
 - a) Other than non-resident Bangladeshi (NRB) and Foreign applicants shall make the application money and service charge available in respective customer account maintained with the Stockbroker/Merchant Banker. No margin facility, advance or deferred payment is permissible for this purpose. In case the application is made through a margin account, the application money shall be deposited separately and the Stockbroker/Merchant Banker shall keep the amount segregated from the margin account, which shall be refundable to the applicant, if become unsuccessful.
 - b) Non-resident Bangladeshi (NRB) and Foreign applicants shall submit bank drafts (FDD), issued in favor of the Issuer for an amount equivalent to the application money, with their application to the concerned Stockbroker/Merchant Banker. A Non-resident Bangladeshi (NRB) and Foreign applicant may also submit a single draft against 02(two) applications made by him/her, i.e. one in his/her own name and the other jointly with another person. The draft (FDD) shall be issued by the Bank where the applicant maintains NITA/Foreign Currency account debiting the same account. No banker shall issue more than two drafts from any NITA/Foreign Currency account for any public issue. At the same time, the applicant shall make the service charge available in respective customer account maintained with the Stockbroker/Merchant Banker.

Step-2 (Intermediary)

3. The Stockbroker/Merchant Banker shall maintain a separate bank account only for this purpose namely "Public Issue Application Account". The Stockbroker/Merchant Banker shall:
 - a) Post the amount separately in the customer account (other than NRB and Foreign applicants), and upon availability of fund, block the amount equivalent to the application money;
 - b) Accumulate all the application/buy instructions received up to the cut-off date, deposit the amount in the "Public Issue Application Account" maintained with its bank within the first banking hour of **next working day** of the cut-off date. In case of application submitted by the Stock-dealer or the Merchant Banker's own portfolio, the application amount should also be transferred to the "Public Issue Application Account";
 - c) Instruct the banker to block the account for an amount equivalent to the aggregate application money and to issue a certificate in this regard.
4. Banker of the Stockbroker/Merchant Banker shall block the account as requested for, issue a certificate confirming the same and handover it to the respective Stockbroker/Merchant Banker.
5. For Non-resident Bangladeshi (NRB) and Foreign applicants, the Stockbroker/Merchant Banker shall prepare a list containing the draft information against the respective applicant's particulars.

6. The Stockbroker/Merchant Banker shall prepare category wise lists of the applicants containing Customer ID, Name, BO Account Number and Number of Securities applied for, and **within 03 (three) working days** from the cut-off date, send to the respective Exchange, the lists of applicants in electronic (text format with tilde '~' separator) format, the certificate(s) issued by its banker, the drafts received from Non-resident Bangladeshi (NRB) and Foreign applicants and a copy of the list containing the draft information.
7. On **the next working day**, the Exchanges shall provide the Issuer with the information received from the Stockbroker/Merchant Bankers, the drafts submitted by Non-resident Bangladeshi (NRB) and Foreign applicants and the list containing the draft information. Exchanges shall verify and preserve the bankers' certificates in their custody.
8. The application/buy instructions shall be preserved by the Stockbroker/Merchant Bankers up to 6 months from listing of the securities with exchange.

Step-3 (Issuer)

9. The Issuer shall prepare consolidated list of the applications and send the applicants' BOIDs in electronic (text) format in a CDROM to CDBL for verification. The Issuer shall post the consolidated list of applicants on its website and websites of the Exchanges. CDBL shall verify the BOIDs as to whether the BO accounts of the applicants are active or not.
10. **On the next working day**, CDBL shall provide the Issuer with an updated database of the applicants containing BO Account Number, Name, Addresses, Parents' Name, Joint Account and Bank Account information along with the verification report.
11. After receiving verification report and information from CDBL, the Issuer shall scrutinize the applications, prepare category wise consolidated lists of valid and invalid applications and submit report of final status of subscription to the Commission and the Exchanges **within 10 (ten) working days** from the date of receiving information from the Exchanges.
12. The Issuer and the issue manager shall conduct category wise lottery with the valid applications **within 03 (three) working days** from the date of reporting to the Commission and the Exchanges, if do not receive any observation from the Commission or the Exchanges.
13. The Issuer and issue manager shall arrange posting the lottery result on their websites within **06 (six) hours** and on the websites of the Commission and Exchanges within **12 (twelve) hours** of lottery.
14. Within **02 (two) working days** of conducting lottery, the Issuer shall:
 - a) send category wise lists of the successful and unsuccessful applicants in electronic (text format with tilde '~' separator) format to the respective Exchange.
 - b) send category wise lists of unsuccessful applicants who are subject to penal provisions as per conditions of the Consent Letter issued by the Commission in electronic (text format with tilde '~' separator) format to the Commission and Exchanges mentioning the penalty amount against each applicant.
 - c) issue allotment letters in the names of successful applicants in electronic format with digital signatures and send those to respective Exchange in electronic form.
 - d) send consolidated allotment data (BOID and number of securities) in electronic text format in a CDROM to CDBL to credit the allotted shares to the respective BO accounts.

Step-4 (Intermediary)

15. **On the next working day**, Exchanges shall distribute the information and allotment letters to the Stockbroker/Merchant Bankers concerned in electronic format and instruct them to:
 - a) remit the amount of successful (other than NRB and Foreign) applicants to the Issuer's respective Escrow Account opened for subscription purpose, and unblock the amount of unsuccessful applicants;
 - b) send the penalty amount of other than NRB and Foreign applicants who are subject to penal provisions to the Issuer's respective Escrow Accounts along with a list and unblock the balance application money;
16. **On the next working day** of receiving the documents from the Exchanges, the Stockbrokers/Merchant Banker shall request its banker to:
 - a) release the amount blocked for unsuccessful (other than NRB and foreign) applicants;
 - b) remit the aggregate amount of successful applicants and the penalty amount of unsuccessful applicants (other than NRB and foreign) who are subject to penal provisions to the respective 'Escrow' accounts of the Issuer opened for subscription purpose.
17. **On the next working day** of receiving request from the Stockbrokers/Merchant Bankers, their bankers shall unblock the amount blocked in the account(s) and remit the amount as requested for to the Issuer's 'Escrow' account.
18. **Simultaneously**, the stockbrokers/Merchant Bankers shall release the application money blocked in the customer accounts; inform the successful applicants about allotment of securities and the unsuccessful applicants about releasing their blocked amounts and send documents to the Exchange evidencing details of the remittances made to the respective 'Escrow' accounts of the Issuer. The unblocked amounts of unsuccessful applicants shall be placed as per their instructions. The Stockbroker/Merchant Banker shall be entitled to recover the withdrawal charges, if any, from the applicant who wants to withdraw the application money, up to an amount of Tk. 5.00 (five) per withdrawal.
19. All drafts submitted by NRB or Foreign applicants shall be deposited in the Issuer's respective 'Escrow' accounts and refund shall be made by the Issuer by refund warrants through concerned stockbroker or merchant banker or transfer to the applicant's bank account through banking channel within 10 (ten) working days from the date of lottery.

Miscellaneous:

20. The Issuer, Issue Manager(s), Stockbrokers and Merchant Bankers shall ensure compliance of the above.
21. The bank drafts (FDD) shall be issued considering TT Clean exchange rate of Sonali Bank Ltd. on the date of publication of abridged version of prospectus.
22. Amount deposited and blocked in the "Public Issue Application Account" shall not be withdrawn or transferred during the blocking period. Amount deposited by the applicants shall not be used by the Stockbrokers/Merchant Bankers for any purpose other than public issue application.
23. The Issuer shall pay the costs related to data transmission, if claimed by the Exchange concerned up to an amount of Tk.2,00,000.00 (BDT two lac) for a public issue.
24. The Stockbroker/Merchant Bankers shall be entitled to a service charge of Tk.5.00 (BDT five) only per application irrespective of the amount or category. The service charge shall be paid by the applicant at the time of submitting application.

25. The Stockbroker/Merchant Banker shall provide the Issuer with a statement of the remittance and drafts sent.
26. The Issuer shall accumulate the penalty amount recovered and send it to the Commission through a bank draft/payment order issued in favor of the Bangladesh Securities and Exchange Commission.
27. The concerned Exchange are authorized to settle any complaints and take necessary actions against any Stockbroker/Merchant Banker in case of violation of any provision of the public issue application process with intimation to the Commission.

All eligible Stock Brokers and Merchant Bankers shall receive the IPO subscription.

“পুঁজিবাজারে বিনিয়োগ ঝুঁকি পূর্ণ। জেনে ও বুঝে বিনিয়োগ করুন”

APPLICATION FOR PUBLIC ISSUE

Date:

Name of applicant	:																		
Client Code	:																		
BO ID No.	:																		
Category of applicant	:																		
Name of the Company	:																		
Number of Shares	: Shares of Tk. each																	
Total amount in Tk.	:																		
Amount in word	:																		

Applicants

Authorized Officer

Special Disclosure

It is observed that the company got approval to manufacture 99 products (biological and non-biological), validity of which is subject to expire from 2009 to 2022. In the mean time, validity of 14 biological and non-biological products have been expired for which the company has failed to renew approval from Drug Administration Authority. It appears that validity of all drugs, manufactured by the said company, will be expired in 2022 and the company will face problem to continue its business as a going concern. Issue Manager's special disclosure in this regard is required.

Management Perception:

The decision to renew licenses for any particular drug is based on the demand and production feasibility of the concerned drug. As such, if the drug is not performing in the market, the respective licenses may be renewed till the drug is once again viable for production and the market.

Silco Pharmaceuticals Limited has successfully renewed two (2) out of the previously mentioned fourteen (14) expired licenses. This was done due to change in market demand and the two concerned drugs are now feasible for production. The remaining twelve expired licenses will be renewed if the market scenario changes. Till then, the remaining twelve (12) drugs will remain out of production.

Beyond 2022, Silco Pharmaceuticals will renew drug licenses as needed. The renewal process is short and is not expected to exceed three months, as such the expiry of any drug licenses is not going to be a threat to the going concern status of the company.

Sd/-

Dr Md. Badrul Haque Rukan
Managing Director
Silco Pharmaceuticals Limited

Sd/-

AHMAD & AKHTAR
Chartered Accountants

Sd/-

Md. Uzzal Hossain
Managing Director & CEO (Current Charge)
Citizen Securities and Investment Limited

Sd/-

Ershad Hossain
Managing Director & CEO
City Bank Capital Resources Limited

Sd/-

Tahid Ahmed Chowdhury, FCCA
Managing Director & CEO
EBL Investments Limited

Declaration Regarding Cost Audit

This is to inform you that Ministry of Commerce in its Gazette dated 12th January, 2003 ordered 5 companies from power sector and 6 companies from jute sector would be under Cost Audit Compliance. Later on, 3rd December 2009 Ministry of Commerce issued Gazette by which 42 companies from Garments and Textiles sector, 12 companies from Pharmaceutical sector and all the companies involved in manufacturing of Chemical Fertilizer would be under Cost Audit Compliance.

Since Silco Pharmaceuticals Limited is not bracketed in above mentioned companies, So Cost Audit by Professional Accountant is not applicable for "Silco Pharmaceuticals Limited".

Sd/-
Dr. Md. Badrul HaqueRukan
Managing Director

Sd/-
Mr. Monjur Alam
Chief Financial Officer

Sd/-
Md. Uzzal Hossain
Managing Director & CEO (Current Charge)
Citizen Securities & Investment Limited

Sd/-
Ershad Hossain
Managing Director & CEO
City Bank Capital Resources Limited

Sd/-
Tahid Ahmed Chowdhury, FCCA
Managing Director
EBL Investments Limited

Declaration regarding non-production of 14 (Fourteen) biological and non-biological validity expired products:

TO WHOM IT MAY CONCERN

This is to certify that **Silco Pharmaceuticals Limited** has applied for renewal of licenses on **11/12/2017** for the production of the following biological and non-biological products:

List of Biological Products:

Sl. No.	Product Name	Generic Name	Dosages Form	Strength	D.A.R. No./ MA No.	Date of Expiry
01	Polyrex-500 Capsule	Cephalexin Monohydrate (Comp.) BP	Capsule	Cephalexin BP 500mg/Capsule	311-19-60	Applied for Renewal
02	Mycostat Oral Drop	Nystatin BP	Oral Drop	Nystatin BP 90.25 mg/ 5ml	311-32-60	Applied for Renewal
03	Cefusil-125 Tablet	Cefuroxime Axetil BP	Tablet	Cefuroxime BP 125 mg /Tablet	311-81-60	Applied for Renewal

List of Non-Biological Products:

Sl. No.	Product Name	Generic Name	Dosages Form	Strength	D.A.R. No./ MA No.	Date of Expiry
01	Silaron Syrup	Ferrous Sulphate BP	Oral Solution/ Liquid	Ferrous Sulphate BP 4.00 gm/ 100 ml	311-02-26	Applied for Renewal
02	Octafen Tablet	Ketoprofen BP	Tablet	Ketoprofen BP 100 mg/ Tablet	311-11-65	Applied for Renewal
03	Trisium Tablet	Clobazam BP	Tablet	Cobazam BP 10.00 mg/ Tablet	311-12-09	Applied for Renewal
04	Trifenac-50 Tablet	Diclofenac Sodium BP	Tablet	Diclofenac Sodium BP 50 mg/ Tablet	311-25-65	Applied for Renewal
05	Triptosil Tablet	Fluphenazine HCl BP, Notriptyline HCl BP	Tablet	(Fluphenazine HCl BP 0.500 mg + Notriptyline BP 10 mg) / Tablet	311-27-11	Applied for Renewal
06	Silcard Tablet	Isosorbide Mononitrate (50% dilution with Lactose) BP	Tablet	Isosorbide Mononitrate BP 20 mg/ Tablet	311-30-21	Applied for Renewal
07	Silcane Tablet	Al(OH) ₃ Dried Gel BP , Mg(OH) ₂ BP	Tablet	{Al(OH) ₃ Dried Gel BP 250mg + Mg(OH) ₂ BP 400mg} / Tablet	311-41-007	Applied for Renewal

08	Fusino-20 Tablet	Furosemide USP, Spironolactone USP	Tablet	(Furosemide USP 20 mg + Spironolactone USP 50 mg) / Tablet	311-85-42	Applied for Renewal
09	Fusino-40 Tablet	Furosemide USP, Spironolactone USP	Tablet	(Furosemide USP 40 mg + Spironolactone USP 50 mg) / Tablet	311-86-42	Applied for Renewal

Based on the relevant documents provided by the management, the above-mentioned products are currently not in production and will resume production upon obtaining appropriate renewals.

Sd/-
Dr Md. Badrul Haque Rukan
Managing Director
Silco Pharmaceuticals Limited

Sd/-
AHMAD & AKHTAR
Chartered Accountants

Sd/-
Md. Uzzal Hossain
Managing Director & CEO (Current Charge)
Citizen Securities and Investment Limited

Sd/-
Ershad Hossain
Managing Director & CEO
City Bank Capital Resources Limited

Sd/-
Tahid Ahmed Chowdhury, FCCA
Managing Director & CEO
EBL Investments Limited

Date: August 12, 2018
Place: Dhaka

MANAGEMENT DISCLOSURE

1. It is observed that the Company has been incorporated and commenced in 25.01.1995, but the Company received the license for drug manufacturing on 29.10.2003 and environment clearance certificate on 23/07/2014. Explanation with documents are required to submit;

The Company has been incorporated and commenced certificate was received in 25.01.1995. After incorporation, the company started development of land and construction of factory building. When the construction of factory building was completed then Company applied for drug manufacturing license and subsequently received the license from drug manufacturing authority on 29.10.2003. After that the Company started its operation and production was continuing by following internal rules and regulations of BSCIC and other relevant authorities. When the company entered into products that could contaminate water, soil; environment authority enquired for license and accordingly company applied for license.

2. It is observed that from the Note 3.00 that the company has taken 45,000 (forty five thousand) sqft land from BSCIC under 99 years operating lease arrangement. Ownership as well as mutation of the said land stays with BSCIC. The company also built some buildings of BDT 397,644,638.00 on this leased land. What are the future prospects and uncertainties relating this leased land and company's investment on it. What will happen if BSCIC terminates/cancels this lease agreement before maturity;

BSCIC is owned and regulated by Bangladesh Government and BSCIC provide land to private Companies for establishing factory building and running business smoothly with all facilities that a business required. There are no risks or uncertainties exists that BSCIC will terminates the land lease agreement because it is a Government owned organization. The Govt. also establishing new business zones like BSCIC in different part of the country to encourage establishing new businesses.

The Company also pays its dues on time to BSCIC and no dispute arises with BSCIC since inception. So there are no risks or uncertainties exist about termination of land lease agreement with BSCIC.

However, we have disclosed this risks and management perceptions under Section (XX) Risk and Management's perceptions about the risks in draft prospectus page no. 157.

3. It is observed that earning per share (EPS), return on assets (ROA) and return on equity (ROE) of the company are gradually decreasing year to year. Mention the reasons behind this and company's plan to pay dividend to the prospective investors;

The Company has generated Net profit after Tax of Tk.102,928,153.00 and EPS stood at 1.60 for the year ended June 30, 2017, that is sufficient enough to pay at least 10% dividend after IPO. The Company also have undistributed Retained Earnings of Tk.992,012,653 as at June 30,2017. So the Company has sufficient resources to pay optimum dividend in foreseeable future. Though our EPS, return on assets (ROA) and return on equity (ROE) has slightly decreased over last two years but once the IPO fund will be utilized fully EPS, return on assets (ROA) and return on equity (ROE) will be increased substantially as the production capacity will be increased.

4. It appears from audited accounts (Note: 26.01) that the average capacity utilization of machineries is 60.91%. Explain why does the company need further Tk. 3,29,60,000 for purchase of machineries;

In pharmaceutical industry separate machine is required to use to produce each medicine to ensure quality and reduced contamination. The company is also regularly expanding and introducing new product mix in its product line therefore the company able to utilize 60.91% of its production capacity. The capacity utilization also depends on market demand. It is very much in line with the industry average. However, after utilization of IPO fund production capacity and capacity utilization will be increased substantially. The company produces 99 number of products separately. There is no scope to produce multiple products with one machine. So, the company requires further fund to purchase machinery.

5. A declaration signed by the Board of Directors, CFO and Company Secretary stating that the company has never been recognized as defaulter or rescheduled any of its borrowings with financial institution or bank of the draft prospectus;

A declaration has been signed by the Board of Directors, CFO and Company Secretary stating that the company has never been recognized as defaulter or rescheduled any of its borrowings with financial institution or bank. Enclosure: 2/VI.

6. It appears from the prospectus page 90, that your company has started its commercial operation on 25 January, 1995, But the factory land lease deed date is 30-12-1998. Provide the exact date of commercial operation;

The Company started its commercial operation on October 30, 2003 after receiving the Drug Manufacturing License dated October 29, 2003.

7. It is observed that all drug licenses are set to expire between one month and four years. Expiry of the licenses can be considered as a threat to the going-concern of the business.

The Company will apply for renewal of licenses three months before the expiry date. The company fulfills all requirements set forth by the Directorate General of Drug Administration & Licensing Authority and renewals are expected as long as compliance is maintained. The decision to renew any particular drug license will be based on the demand of the concerned drug.

Sd/-

Dr. Md. Badrul HaqueRukan
Managing Director

**AUDITOR'S REPORT
TO THE SHAREHOLDERS
OF
SILCO PHARMACEUTICALS LIMITED**

We have audited the accompanying Financial Statements of **Silco Pharmaceuticals Limited** (the company), which comprise the Statement of Financial Position as at 30 June 2018 and the Statement of Profit or Loss and other Comprehensive Income, Statement of Changes in Equity and Statement of Cash Flows for the year then ended and a summary of significant accounting policies and other explanatory information.

Management's Responsibility for the Financial Statements

Management is responsible for the preparation and fair presentation of these financial statements in accordance with International Financial Reporting Standards (IFRS) and for such internal control as management determines is necessary to enable the preparation of financial statements that are free from material misstatement, whether due to fraud or error.

Auditor's Responsibility

Our responsibility is to express an opinion on these financial statements based on our audit. We conducted our audit in accordance with International Standards on Auditing (ISA). Those standards require that we comply with ethical requirements and plan and perform the audit to obtain reasonable assurance whether the financial statements are free from material misstatement.

An audit involves performing procedures to obtain audit evidence about the amounts and disclosures in the financial statements. The procedures selected depend on our judgment, including the assessment of the risks of material misstatement of the financial statements, whether due to fraud or error. In making those risk assessments, we consider internal control relevant to the entity's preparation and fair presentation of the financial statements in order to design audit procedures that are appropriate in the circumstances, but not for the purpose of expressing an opinion on the effectiveness of the entity's internal control. An audit also includes evaluating the appropriateness of accounting policies used and the reasonableness of accounting estimates made by management, as well as evaluating the overall presentation of the financial statements.

We believe that the audit evidence we have obtained is sufficient and appropriate to provide a basis for our audit opinion.

Opinion

In our opinion, the financial statements give a true and fair view of the Financial Position of **Silco Pharmaceuticals Limited** as at 30 June 2018 and its financial performance and its cash flows for the year then ended in accordance with International Financial Reporting Standards (IFRSs).

Report on Other Legal and Regulatory Requirements

In accordance with the Companies Act 1994 and The Securities and Exchange Rules 1987, we also report that:

- (a) we have obtained all the information and explanations, which to the best of our knowledge and belief were necessary for the purposes of our audit and made due verification thereof;
- (b) in our opinion, proper books of account as required by law have been kept by the company so far as it appeared from our examination of those books;
- (c) the Statement of Financial Position, Statement of Profit or Loss and other Comprehensive Income, Statement of Changes in Equity and Statement of Cash Flows dealt with the report are in agreement with the books of account; and
- (d) the expenditure incurred was for the purpose of the company's business.

Date : 28 October 2018
Place : Dhaka

Sd/-
AHMAD & AKHTAR
Chartered Accountants

Silco Pharmaceuticals Limited
Statement of Financial Position
As at June 30, 2018

Particulars	Notes	Amount in Taka	
		30 June 2018	30 June 2017
Assets			
Non Current Assets		1,249,517,443	1,255,558,189
Property, Plant & Equipment	3.00	1,175,166,949	1,196,491,301
Capital Work in Progress	4.00	74,350,494	59,066,888
Current Assets		896,796,670	734,595,336
Inventories	5.00	398,357,928	364,746,993
Trade Receivables	6.00	389,362,515	288,701,407
Advance, Deposits and Prepayments	7.00	93,413,781	63,471,931
Cash and Cash Equivalents	8.00	15,662,446	17,675,005
Total Assets		2,146,314,114	1,990,153,525
Shareholders Equity and Liabilities			
Shareholders Equity		1,741,076,872	1,635,712,653
Share Capital	9.00	643,700,000	643,700,000
Retained Earnings	10.00	1,097,376,872	992,012,653
Non-Current Liabilities		196,477,075	182,551,872
Long Term Borrowings	11.00	-	1,304,831
Deferred Tax Liability	12.00	196,477,075	181,247,040
Current Liabilities		208,760,168	171,889,001
Trade Payable	13.00	16,328,305	15,683,301
Long Term Borrowings (Current Portion)	11.00	-	6,021,600
Creditors & Accruals	14.00	11,920,846	11,365,018
Liability for WPPF	15.00	8,104,940	7,917,550
Current Tax Liability	16.00	172,406,076	130,901,531
Total Shareholders Equity and Liabilities		2,146,314,114	1,990,153,525
Net Asset Value (NAV) per Share	24.00	27.05	25.41

The annexed notes form an integral part of these financial statements.

Sd/-

Chief Financial Officer

Sd/-

Managing Director

Sd/-

Company Secretary

Sd/-

Chairman

Signed as per our annexed report of even date.

Date: 28 October 2018
Place: Dhaka

Sd/-
AHMAD & AKHTAR
Chartered Accountants

Silco Pharmaceuticals Limited
Statement of Profit or Loss and other Comprehensive Income
For the year ended June 30, 2018

Particulars	Notes	Amount in Taka	
		FY (2017-2018)	FY (2016-2017)
Sales /Revenue	17.00	917,775,216	906,528,993
Less: Cost of Goods Sold	18.00	622,542,770	615,610,189
Gross Profit		295,232,446	290,918,804
Less: Operating Expenses	19.00	124,210,633	121,863,921
Profit from Operation		171,021,813	169,054,883
Less: Financial Expenses	20.00	1,139,143	3,353,598
Add: Non-operation Income	21.00	321,068	567,269
Profit before Contribution to WPPF		170,203,738	166,268,554
Less: Workers' Profit Participation/Welfare Fund Expenses		8,104,940	7,917,550
Profit before Tax		162,098,798	158,351,004
Less: Income Tax Expenses	22.00	56,734,579	55,422,851
Current Tax		41,504,545	33,429,192
Deferred Tax		15,230,034	21,993,660
Net Profit after Tax		105,364,219	102,928,153
Earnings Per Share (EPS)	23.00	1.64	1.60

The annexed notes form an integral part of these financial statements.

Sd/-	Sd/-	Sd/-	Sd/-
_____ Chief Financial Officer	_____ Company Secretary	_____ Managing Director	_____ Chairman

Signed as per our annexed report of even date

Date: 28 October 2018
Place: Dhaka

Sd/-
AHMAD & AKHTAR
Chartered Accountants

Silco Pharmaceuticals Limited
Statement of Changes in Equity
For the year ended June 30, 2018

(Amount in Taka)

Particulars	Ordinary Share Capital	Retained Earnings	Total
Balance as at July 01, 2017	643,700,000	992,012,653	1,635,712,653
Net Profit during the year	-	105,364,219	105,364,219
Balance as on June 30, 2018	643,700,000	1,097,376,872	1,741,076,872

Statement of Changes in Equity
For the year ended June 30, 2017

(Amount in Taka)

Particulars	Ordinary Share Capital	Retained Earnings	Total
Balance as at July 01, 2016	643,700,000	889,084,501	1,532,784,501
Net Profit during the year	-	102,928,153	102,928,153
Balance as on June 30, 2017	643,700,000	992,012,653	1,635,712,653

Sd/-	Sd/-	Sd/-	Sd/-
_____ Chief Financial Officer	_____ Company Secretary	_____ Managing Director	_____ Chairman

Date: 28 October 2018

Place: Dhaka

Silco Pharmaceuticals Limited
Statement of Cash Flows
For the year ended June 30, 2018

Particulars	Amount in Taka	
	FY (2017-2018)	FY (2016-2017)
A. Cash Flows from Operating Activities		
Cash received from Customers	817,114,108	892,280,802
Cash received from Non-operating income	321,068	567,269
Cash Paid to Suppliers	(547,107,125)	(520,474,655)
Cash Paid to Employees	(110,442,791)	(93,997,400)
Cash Paid to Others	(71,159,568)	(49,834,179)
Income Tax Paid	(1,093,477)	(13,134,902)
Net cash flows from operating activities	87,632,214	215,406,934
B. Cash Flows from Investing Activities		
Acquisition of Property, Plant & Equipment	(19,322,250)	(139,089,182)
Cash Payments for Capital Work-in-Progress	(61,856,949)	(59,066,888)
Net cash flows from investing activities	(81,179,199)	(198,156,070)
C. Cash Flows from Financing Activities		
Net Payment for Financial Expenses	(1,139,143)	(3,353,598)
Net Received/(Payment) in Long Term Loan	(7,326,431)	(4,683,866)
Net Cash flows from financing activities	(8,465,574)	(8,037,464)
D. Net Increase/(Decrease) Cash and Cash Equivalents (A+B+C)	(2,012,559)	9,213,400
E. Opening Cash and Cash Equivalents	17,675,005	8,461,606
F. Closing Cash and Cash Equivalents (D+E)	15,662,446	17,675,005
Net Operating Cash Flows Per Share (NOCFPS)	25.00	3.35

Sd/-	Sd/-	Sd/-	Sd/-
_____ Chief Financial Officer	_____ Company Secretary	_____ Managing Director	_____ Chairman

Date: 28 October 2018
Place: Dhaka

Silco Pharmaceuticals Limited
Notes, comprising of significant accounting policy and other explanatory information
for the year ended June 30, 2018

1.00 The Company and its operations

1.01 Legal form of the Company

The Company was incorporated in Bangladesh as Public Limited Company on January 25, 1995 as Company limited by Shares under the Companies Act 1994 vide registration no. C-27781(1627)/95. The principal activities of the Company are manufacturing drugs and medicines of all kinds. The Company obtained Certificate of Commencement of business at the same date of incorporation but the Company received its drug manufacturing license on 29 October, 2003 and the commercial operation started on 30 October, 2003.

1.02 Address of the Registered Office

The registered office of the company is located at Nurani, Bankalapara, Subid Bazar, Sylhet-3100, Bangladesh.

1.03 Nature of Business activities

Silco Pharmaceuticals limited has engaged in manufacturing and marketing of pharmaceuticals finished product in the categories of Antibiotics, Analgesics, Anti diabetics, Narcotics, Antipyretics, Anti Inflammatory Drugs, Anti ulcerants, Multi medicines which are sold in local market.

1.04 Capital Structure of the Company

Silco Pharmaceuticals Limited is a public limited company formed by local owner. The details of the capital structure are given below:

Particulars	Taka
<u>Authorized Capital</u> 105,000,000 ordinary shares of Taka 10/= each.	1,050,000,000
<u>Issued, subscribed, called-up and paid-up capital</u> 64,370,000 ordinary shares of Tk. 10/= each fully paid-up	643,700,000

1.05 Production Unit

The production unit of the company is situated at BSCIC industrial Estate, Khadimnagar, Sylhet 3103, Bangladesh.

2.00 Summary of significant accounting policies as per rules

2.01 Basis of preparation and presentation of the financial statements

The financial statements have been prepared and disclosures of information are made in accordance with the requirements of the Companies Act 1994, the Securities and Exchange Rules 1987 (as applicable) and IAS's as well as IFRSs (as applicable) as adopted by the Institute of Chartered Accountants of Bangladesh (ICAB). The Statement of Financial Position, Statement of Profit or Loss and Other Comprehensive Income have been prepared according to IAS-1 Presentation of Financial Statements based on accrual basis of accounting following going concern assumption under Generally Accepted Accounting Principles (GAAP) and practices in Bangladesh.

2.02 Regulatory Compliances

As required by the company, the management complies with the following major legal provisions in addition to the Companies Act 1994 and other applicable laws and regulations:

The Income Tax Ordinance 1984;
The Income Tax Rules 1984;
The Value Added Tax Act 1991;
The Value Added Tax Rules 1991;
The Customs Act, 1969;
Bangladesh Labor (Amendment) Act 2013;
The Securities and Exchange Ordinance, 1969;
The Securities and Exchange Rules, 1987; and
The Securities and Exchange Commission Act, 1993

2.03 Accounting convention and assumption

The financial statements are prepared under the historical cost convention.

2.04 Principal accounting policies

The specific accounting policies have been selected and applied by the company's management for significant transactions and events that have a material effect within the Framework for the preparation and presentation of Financial Statements. Financial Statements have been prepared and presented in compliance with applicable IAS.

2.05 IAS and IFRS Adopted by the Management

The following IAS and IFRS are applicable and adopted by management for preparation of financial statements for the period ended 30 June 2018.

IASs:

IAS 1	Presentation of Financial Statements
IAS 2	Inventories
IAS 7	Statement of Cash Flows
IAS 8	Accounting policies, Changes in Accounting Estimates and Errors
IAS 10	Events after the Reporting Period
IAS 12	Income Taxes
IAS 16	Property, Plant and Equipment
IAS 19	Employee Benefits
IAS 23	Borrowing Costs
IAS 24	Related Party Disclosures
IAS 33	Earnings Per Share (EPS)
IAS 36	Impairment of Assets
IAS 37	Provisions, Contingent liabilities and Contingent Assets
IAS 39	Financial Instruments: Recognition and Measurement

IFRSs:

IFRS 7	Financial Instruments: Disclosures
IFRS 8	Operating Segment
IFRS 13	Fair Value
IFRS 15	Revenue from Contracts with Customers

2.06 Risk and Uncertainties for use of Estimates in preparation of financial statements.

The preparation of financial statements requires management to make judgments, estimates and assumptions that affect the application of accounting policies and the reported amounts of assets, liabilities, income and expenses and disclosure requirements for contingent assets and liabilities during and at the date of financial statements. Actual results may differ from those estimates. Estimates and underlying assumptions are reviewed on an ongoing basis. Revisions of accounting estimates are recognized in the period in which the estimate is revised and in any future periods affected as required by IAS-8: Accounting Policies, Changes in Accounting Estimates and Errors.

2.07 Components of the Financial Statements

According to the Bangladesh Accounting Standard IAS-1 "Presentation of Financial Statements" the complete set of financial statements includes the following components:

- i) Statement of Financial Position as at June 30, 2018;
- ii) Statement of Profit or Loss and other Comprehensive Income for the year ended June 30, 2018;
- iii) Statement of Changes in Equity for the year ended June 30, 2018;
- iv) Statement of Cash Flows for the year ended June 30, 2018; and
- v) Notes, comprising of significant accounting policy and other explanatory information for the year ended June 30, 2018.

2.08 Property, Plant and Equipment

Tangible fixed assets are accounted for according to IAS-16 (Property, Plant and Equipment) at Historical cost less accumulated depreciation and the Capital work-in-progress is stated at cost. Both tangible and intangible assets are depreciated/ amortized according to the Reducing Balance method.

The gain or loss arising on the disposal or retirement of an asset is determined as the difference between the sales proceeds and the carrying amount of the asset and is recognized as non operating income and reflected in the statement of profit or loss and other comprehensive income.

2.09 Depreciation of Property, Plant and Equipment

Depreciation is provided on reducing balance method (except Land & Land Development) on the cost at which the asset is carried in the books of account.

Depreciation has been charged on additions of fixed assets on the date of available for utilization. The depreciation /amortization rate(s) are as follows:

<u>Category of fixed assets</u>	<u>June 30, 2018</u> <u>Rate %</u>	<u>June 30, 2017</u> <u>Rate %</u>
Land and Land Development	-	-
Building	2.50	2.50
Plant & Machinery	10	10
Electrical Equipment	10	10
Electrical Installation	10	10
Furniture & Fixture	10	10
Office Equipment	10	10
Computer	20	20
Transformer	10	10
Vehicles	10	10
Air Condition Installation	20	20
Fire Extinguisher	20	20

2.10 Valuation of stocks

Inventories are stated at the lower of cost or net realizable value in compliance with the requirements of Para 21 and 25 of IAS 2.

Category of Stocks	Basis of Valuation
Raw & packing materials including Work in Process	Moving average (Weighted) Cost
Finished Goods at Factory	At lower of cost or net estimated Realizable value
At warehouses	At cost
Stores Items	At cost
Materials in-transit	Book value i.e. cost so far incurred

Cost comprises the value of materials and all other distributable direct labor, depreciation & Production overheads.

2.11 Trade Receivable

Trade Receivable is carried at net sales value by making no provision for doubtful debts, based on the risk from time to time. But in case of any debts made with any dissolved business house, the amount is fixed and charged with profit and loss account.

2.12 Cash and cash equivalents

Cash and cash equivalents include cash in hand, cash at banks, term deposits, etc which are available for use by the company without any restrictions. There is an insignificant risk of change in value of the same.

2.13 Creditors and accrued expenses

2.13.1 Trade payables

Liabilities are recorded at the amount payable for settlement in respect of goods and services received by the company.

2.13.2 Provision

The preparation of financial statements in conformity with International Accounting Standard (IAS) 37 Provisions, Contingent Liabilities and Contingent Assets requires management to make estimates and Assumption that affect the reported amounts of revenues and expenses, assets and liabilities, and the Disclosure requirements for contingent assets and liabilities during and at the date of the financial statements.

In accordance with the guidelines as prescribed by IAS-37 provisions were recognized in the following situations:

- When the Company has a present obligation as a result of past event;
- When it is probable that an outflow of resources embodying economic benefits will be required to settle the obligation; and
- Reliable estimates can be made of the amount of the obligation.

We have shown the provisions of the Financial Position at an appropriate level with regard to an adequate provision for risks and uncertainties. An amount recorded as a provision represents the best estimate of the probable expenditure required to fulfill the current obligation on the date of statement of financial position.

2.14 Employee benefits

The company maintains both defined contribution plan and defined benefit plan for its eligible permanent employees. The eligibility is determined according to the terms and conditions set forth in the respective deeds.

The company has accounted for and disclosed employee benefits in compliance with the provisions of IAS-19: Employee Benefits.

The cost of employee benefits is charged as revenue expenditure in the period to which the contributions relate.

The company's employee benefits include the following:

(a) Short-term employee benefits

Short-term employee benefits include salaries, bonuses, house rent, medical fees etc. Obligations for such benefits are measured on an undiscounted basis and are expensed as the related service is provided.

(b) Contribution to Workers' Profit Participation/ Welfare Funds

The company provisions 5% of its net profit before tax to its Workers' Profit Participation Fund (WPPF) in accordance with Bangladesh Labour (Amendment) Act, 2013. The Company has registered the WPPF Trust deed and disbursed the provisioned amount accordingly.

2.15 Taxation

2.15.1 Current Tax

Current tax is the expected tax payable on the taxable income for the financial year, using tax rates enacted or subsequently enacted after the reporting date and any adjustment to tax payable in respect of previous years. Provision for taxation is calculated on the basis of applicable current tax rate and incompliance with Finance Act. 2017.

2.15.2 Deferred Tax

The company has decided to adopt policy of recognition of deferred tax in accordance with the International Accounting Standard (IAS-12), deferred tax is provided using the liability method for temporary difference between the carrying value of fixed assets as per accounts and the corresponding income tax written down value. Deferred tax is calculated at the effective income tax rate prevailing at the statement of financial position date.

2.16 Contingent liabilities and assets

Contingent liabilities and assets are current or possible obligations or assets, arising from past events and whose existence is due to the occurrence or non-occurrence of one or more uncertain future events which are not within the control of the company. In accordance with IAS-37 Provisions, Contingent Liabilities and Contingent Assets are disclosed in the notes to the financial statements.

2.17 Revenue recognition

In compliance with the requirements of IFRS-15 Revenue from Contracts with Customers, revenue is recognized only when;

- e) Sales are invoiced and delivery to the customers;
- f) The significant risk and reward transferred to the buyer;
- g) The amount of revenue can be measured reliably; and
- h) Interest income is accrued on a time basis by reference to the principal outstanding at the effective interest rate applicable.

2.18 Borrowing costs

In compliance with the requirements of IAS-23 Borrowing Costs, borrowing costs of operational. Period on short term loan and overdraft facilities from Bank was charged off as revenue expenditure as they incurred.

2.19 Repairs, upkeep and maintenance charges

These are usually charged out as revenue expenditure in the period in which it is incurred.

2.20 Related parties disclosure

The company carried out a transaction with related parties in the normal course of business and on arms' length basis. The information as required by IAS-24: Related Party Disclosures has been disclosed in a separate note (note no: 26) to the accounts.

2.21 Earnings per Share (EPS)

This has been calculated in compliance with the requirements of "IAS-33: Earning Per Shares" by dividing the basic earnings by the weighted average number of ordinary Shares outstanding during the period.

Basic Earnings

This represents earnings for the period attributable to the ordinary shareholders. As there no preference dividend, minority interest or extra ordinary items, the net profit for the year has been considered as fully attributable to ordinary shareholders. Basic earnings per has been calculated by dividing the net profit or loss by the number of ordinary share outstanding during the year.

2.22 Impairment of Assets

In accordance with the provision of IAS-36 Impairment of Assets, the carrying amount of non-financial assets other than inventories of the company involved in the manufacturing of the products. If any such indication exists, then the asset's recoverable amount is estimated and impairment losses are recognized in the statement of comprehensive income. No such indication of impairment has been observed till the end of the year.

2.23 Date of Authorization

The Board of Directors of **Silco Pharmaceuticals Limited** approved this Financial Statements on 28 October 2018.

2.24 Segment Reporting

No segmental reporting is applicable for the company as required by "IFRS-8: 'Operating Segments' as the company operates in a single industry segment and within as geographical segment.

2.25 Statement of Cash flows

Statement of Cash Flows is prepared principally in accordance with IAS-7 'Statement of Cash Flows' and the cash flows from operating activities have been presented under direct method and considering the provisions that 'Enterprises are encouraged to Cash Flows from Operating Activities using the Direct Method'.

2.26 Reporting period:

The financial period of the Company covers 1 year from 01 July 2017 to 30 June 2018.

2.27 Events after Statement of Financial Position Date

In compliance with the requirements of "IAS-10: Events after the reporting period" that provide additional information about the company's position at the date of the financial position are reflected in the financial statements and events after the reporting period that are not adjusting events are disclosed in the notes when materials.

2.28 Financial Risk Management Policies

The company is exposed to normal business risks from changes in market interest rates and currency exchange rates and from non-performance of contractual obligations by counterparties. The company does not hold or issue derivative financial instruments for speculative or trading purposes.

Interest Rate Risk

The company has no significant risk of fluctuations in interest rates.

Credit Risk

Credit risk is the potential financial loss resulting from the failure of a customer or counterparty to settle its financial and contractual obligations to the company as and when they fall due.

Management has a credit policy in place and the exposure to credit risk is monitored on an ongoing basis. Credit evaluations are performed on all customers requiring credit over a certain amount. At the reporting date there were no significant concentrations of credit risk. The maximum exposure to credit risk is represented by the carrying amount of each financial asset in the statement of financial position. However, due to the large number of parties comprising the group's customer base, Management does not anticipate material losses from its debt collection.

Liquidity Risk

The company monitors its liquidity risk and maintains a level of cash and cash equivalents deemed adequate by management to finance the company operations and to mitigate the effects of fluctuations in cash flows.

Fair Values

The fair value is the amount for which an asset could be exchanged, or a liability settled, between knowledgeable, willing parties in an arm's length transaction.

The fair value of trade and other short-term receivables are taken to approximate their carrying value. The fair value of financial assets and liabilities approximate their carrying value.

Silco Pharmaceuticals Limited
Schedule of Property, Plant & Equipment
As at June 30, 2018

Annexure-A

Particulars	Cost			Rate of Dep. (%)	Depreciation			Written Down Value as at June 30, 2018
	Balance as on 1 July 2017	Addition during the year	Balance as on June 30, 2018		Balance as on 1 July 2017	Charge during the year	Balance as on June 30, 2018	
Land and Land Development	74,854,740	-	74,854,740	-	-	-	-	74,854,740
Building	397,644,638	46,573,343	444,217,981	2.50%	51,124,141	8,760,040	59,884,181	384,333,800
Plant & Machinery	1,121,070,029	18,409,875	1,139,479,904	10.00%	425,089,009	69,648,540	494,737,549	644,742,355
Electrical Equipment	22,966,372	255,000	23,221,372	10.00%	7,678,831	1,541,504	9,220,335	14,001,037
Electrical Installation	51,407,688	-	51,407,688	10.00%	22,811,694	2,859,599	25,671,293	25,736,395
Furniture & Fixture	15,795,092	520,255	16,315,347	10.00%	3,856,077	1,215,579	5,071,656	11,243,691
Office Equipment	9,028,692	-	9,028,692	10.00%	2,052,083	697,661	2,749,744	6,278,948
Computer	4,150,886	56,540	4,207,426	20.00%	1,592,435	516,402	2,108,837	2,098,589
Transformer	12,738,550	-	12,738,550	10.00%	6,420,730	631,782	7,052,512	5,686,038
Vehicles	4,430,115	-	4,430,115	10.00%	2,918,685	151,143	3,069,828	1,360,287
Air Condition	6,494,876	80,580	6,575,456	20.00%	3,182,303	670,573	3,852,875	2,722,581
Fire Extinguisher	6,308,680	-	6,308,680	20.00%	3,673,070	527,122	4,200,192	2,108,488
Balance as on 30 June, 2018	1,726,890,358	65,895,593	1,792,785,951		530,399,057	87,219,945	617,619,002	1,175,166,949

Balance as on June 30, 2017	1,587,801,176	139,089,182	1,726,890,358		446,567,871	83,831,186	530,399,057	1,196,491,301
------------------------------------	----------------------	--------------------	----------------------	--	--------------------	-------------------	--------------------	----------------------

Allocation of Depreciation	Rate (%)	Taka
Factory Expenses	94.00%	81,986,748
Administrative Expenses	2.00%	1,744,399
Selling & Distribution Expenses	4.00%	3,488,798
Taka	100%	87,219,945

	Amount in Taka	
	30 June 2018	30 June 2017
3.00 Property, Plant and Equipment		
Opening Balance	1,726,890,358	1,587,801,176
Add: Addition during the year	65,895,593	139,089,182
Total Cost (a)	1,792,785,951	1,726,890,358
Opening Balance	530,399,057	446,567,871
Add: Depreciation Charged for the year	87,219,945	83,831,186
Total Accumulated Depreciation (b)	617,619,002	530,399,057
Written Down Value as at 30 June 2018 (a-b)	1,175,166,949	1,196,491,301

The details of above has been shown in Annexure- 'A'

4.00 Capital Work in Progress

Construction of Building

Opening Balance	59,066,888	-
Add: Addition during the year	61,856,949	59,066,888
	120,923,837	59,066,888
Less: Transfer to fixed assets of Building	46,573,343	-
	74,350,494	59,066,888

5.00 Inventories

Raw Materials (Note-18.01)	163,829,128	125,687,692
Packaging Materials (Note-18.02)	12,730,323	13,982,278
Work in Process (Note-18.00)	17,570,579	18,267,899
Finished Goods (Note-18.00)	200,618,072	203,673,169
Store Items (Note-18.03.01)	3,609,826	3,135,954
	398,357,928	364,746,993

6.00 Trade Receivable

Trade Receivable from Customers	389,362,515	288,701,408
	389,362,515	288,701,408
Ageing of Accounts Receivable	-	-
More than six months	389,362,515	288,701,408
Less than six months	389,362,515	288,701,408

The classification of receivables as required by the schedule XI of the Companies Act, 1994 are given below:

i. Receivables considered good in respect of which the company is fully secured	-	-
ii. Receivables considered good in respect of which the company holds no security other than the debtor personal security	389,362,515	288,701,408
iii. Receivables considered doubtful or bad	-	-
iv. Advance, deposits & prepayment due by directors or other officers of the company or any of them either severally or jointly with any other person or Advance, deposits & prepayment due by firms or private companies respectively in which any director is a partner or a director or a member	-	-
v. Receivables due from companies under same management	-	-
vi. The maximum amount of receivable due by any director or other officer of the company	-	-

7.00 Advance, Deposit & Prepayments

Advances (Note-7.01)	91,626,413	61,684,563
Deposits (Note-7.02)	1,576,827	1,576,827
Prepayments (Note-7.03)	210,541	210,541
	93,413,781	63,471,931

7.01 Advances

Advance to Employee	15,832,090	7,976,118
Advance to Supplier	18,790,323	9,921,812
Advance Income Tax (Note-7.01.1)	34,255,975	33,162,498
L/C Margin	20,392,506	9,715,177
VAT Current A/C.	1,402,692	329,022
Others	952,827	579,935
	91,626,413	61,684,563

07.01.1 Advance Income Tax

Opening Balance	33,162,498	20,027,596
AIT Paid during the year	1,093,477	13,134,902
	34,255,975	33,162,498

7.02 Security Deposit

Electricity (Power Development Board)	317,400	317,400
Gas (Jalalabad Gas Distribution Company Ltd.)	1,259,427	1,259,427
	1,576,827	1,576,827

7.03 Prepayments

Office Rent	210,541	210,541
	210,541	210,541

8.00 Cash and Cash Equivalent

Cash in hand	3,150,257	2,087,542
Cash at Bank (Note- 8.01)	12,512,189	15,587,463
	15,662,446	17,675,005

8.01 Cash at Bank

City Bank Ltd., CD-402434003001	193	-
Pubali Bank Ltd., A/C No. C/D-28369010177223	177,020	383,423
AB Bank Ltd., A/C No. C/D-4111-043420-000	40,136	10,140,415
DBBL, A/C No. C/D-201.110.6703	31,112	79,862
Pubali Bank Ltd., A/C No. C/D-3486901021357	887,883	901,559
Prime Bank Ltd., A/C No. C/D-11531080025295	3,060,074	174,296
Prime Bank Ltd., A/C No. C/D-11511060020426	8,273,828	2,885,466
Standard Bank Ltd., A/C No. C/D-11033004387	41,943	1,022,442
	12,512,189	15,587,463

9.00 Share Capital

9.01 Authorized Share Capital

105,000,000 ordinary shares of Tk. 10/= each.	1,050,000,000	1,050,000,000
---	---------------	---------------

9.02 Issued, Subscribed, Called-up and Paid-up Share Capital

64,370,000 ordinary shares of Tk. 10/= each fully paid-up	643,700,000	643,700,000
---	--------------------	--------------------

Name	No. of Shares	Percentages %	Amount
Mrs. Naim Fatema	5,410,000	8.40%	54,100,000
Dr. Md. Badrul Haque Rukan	12,664,130	19.67%	126,641,300
Dr. Md. Azizur Rahman	3,015,870	4.69%	30,158,700
Dr. Shahana Ferdous Chowdhury	3,330,000	5.17%	33,300,000
Dr. Gulshan-E-Jahan	3,160,000	4.91%	31,600,000
Dr. Md. Harunur Rashid	3,180,000	4.94%	31,800,000
Dr. Mahmudul Majid Chowdhury	2,950,000	4.58%	29,500,000
Prof. Dr. Faisal Ahmed	2,906,700	4.52%	29,067,000
Dr. Mohammed Afzal	100,000	0.16%	1,000,000
Md. Abdus Sabur	100,000	0.16%	1,000,000
Dr. A.Z.M Monzurul Haque Chow.	100,000	0.16%	1,000,000
Dr. Md. Zakaria	100,000	0.16%	1,000,000
Prof. Dr. M A Ahabab	100,000	0.16%	1,000,000
Prof. Dr. Md. Rezaul Karim	200,000	0.31%	2,000,000
Abu Sadat Md. Sayem	10,000	0.02%	100,000
Dr. Tayef Md. Tahlil Islam	20,000	0.03%	200,000
Mr. Khairul Bashar Babul	100,000	0.16%	1,000,000
Mr. A.H.M Mansur	100,000	0.16%	1,000,000
Mrs. Rezia Khanam Hena	200,000	0.31%	2,000,000
Dr. Musfique Ahmed Chy	100,000	0.16%	1,000,000
Prof. Dr. Shamsun Nahar Begum	100,000	0.16%	1,000,000
Mrs. Jamila Akter Lasker	4,290,000	6.66%	42,900,000
Dr. Md. Mahbub Ali	100,000	0.16%	1,000,000
Dr. Naima Akter	100,000	0.16%	1,000,000
Prof. Dr. M. Enayet Ullah	100,000	0.16%	1,000,000
Dr. Ahsan Mohammed Hafiz	200,000	0.31%	2,000,000
Dr. Nashid Sabrina Hafiz	100,000	0.16%	1,000,000
Miss. Nujhat Sadia Hafiz	100,000	0.16%	1,000,000
Prof. Dr. A.K.M Hafiz	100,000	0.16%	1,000,000
Md. Jamiul Haque Jami	100,000	0.16%	1,000,000
Mrs. Jebun Nessa Khanom Chowdhury	100,000	0.16%	1,000,000
Mr. Aftab Uddin Chowdhury Kowsor	100,000	0.16%	1,000,000
Dr. Farzana Rahman	100,000	0.16%	1,000,000
Md. Hasan Atiq Chowdhury	100,000	0.16%	1,000,000
Dr. Md. Nurul Afsar	100,000	0.16%	1,000,000
Mr. Atiqur Rahman	100,000	0.16%	1,000,000
Miss. Farzana Yasmin	100,000	0.16%	1,000,000
Miss. Amena Yasmin	4,300,000	6.68%	43,000,000
Mr. Arifur Rahman	200,000	0.31%	2,000,000

Name	No. of Shares	Percentages %	Amount
Mrs. Elin Reza Chowdhury	4,100,000	6.37%	41,000,000
Mrs. Salma Chowdhury	100,000	0.16%	1,000,000
Prof. Dr. Md. Ruhul Amin	100,000	0.16%	1,000,000
Mrs. Purnima Rani Roy	100,000	0.16%	1,000,000
Asst. Prof. Dr. Abdul Quddus	100,000	0.16%	1,000,000
Dr. Md. Mominul Farid (Titu)	10,000	0.02%	100,000
Mrs. Rina Paul	10,000	0.02%	100,000
Dr. Nandita Paul	10,000	0.02%	100,000
Dr. Md Abdul Halim	10,000	0.02%	100,000
Mrs. NurJahan Begum	100,000	0.16%	1,000,000
Dr. Faruque Uddin	200,000	0.31%	2,000,000
Dr. Kazi Akter Uddin	100,000	0.16%	1,000,000
Dr. Syed Borhan Uddin	2,023,300	3.15%	20,233,000
Dr. Rahat Iqbal Chowdhury	100,000	0.16%	1,000,000
Brig. Gen. KhademulInsan Md. Iqbal	100,000	0.16%	1,000,000
Dr. Md. Nazmul Haque	100,000	0.16%	1,000,000
Dr. Md. Redwanul karim	100,000	0.16%	1,000,000
Mrs. Malika Farida Yasmin	100,000	0.16%	1,000,000
Dr. Anjan Kumar Singha	10,000	0.02%	100,000
Dr. Madhusudan Saha	10,000	0.02%	100,000
Mrs. Nibedita Saha	10,000	0.02%	100,000
Dr. Gulam Mawla Chowdhury	10,000	0.02%	100,000
Dr. Begum Lutfun Naher	110,000	0.17%	1,100,000
Dr. Samiha Rahman Chandra	10,000	0.02%	100,000
Dr. Md. Abdul Wahid	10,000	0.02%	100,000
Dr. Rukhshana Jahan	10,000	0.02%	100,000
Dr. Saima Haque Lisa	10,000	0.02%	100,000
Mrs. Joynob Begum	110,000	0.17%	1,100,000
Md. Ikram Rashid	10,000	0.02%	100,000
Dr. Md. Kausar Ahmed	10,000	0.02%	100,000
Dr. A.T. Reza Ahmed	10,000	0.02%	100,000
Mrs. Hosneara Begum	10,000	0.02%	100,000
Dr. Arunavo Das	10,000	0.02%	100,000
Dr. Arpita Das	10,000	0.02%	100,000
Mr. Atonu Das	10,000	0.02%	100,000
Mrs. Fahmida Islam	10,000	0.02%	100,000
Mr. Muin Uddin Md. Maruf	10,000	0.02%	100,000
Dr. Premananda Das	10,000	0.02%	100,000
Dr. Syed Muzibur Rahman	10,000	0.02%	100,000
Dr. Habibul Islam	10,000	0.02%	100,000
Md. Samiur Rahman Lasker	10,000	0.02%	100,000
Md. Tahmid Rahman Lasker	10,000	0.02%	100,000
Dr. Md. Mubin Uddin Akhanji	10,000	0.02%	100,000
Mst. Akhtarunnessa Chowdhury	10,000	0.02%	100,000
Syeda Abida Sultana	100,000	0.16%	1,000,000
Mrs. Habiba Khatun	200,000	0.31%	2,000,000
Dr. Jumana Jalil	100,000	0.16%	1,000,000

Name	No. of Shares	Percentages %	Amount
Dr. Halima Sadia Tamanna	10,000	0.02%	100,000
Dr. Sushil Kumar Sinha	10,000	0.02%	100,000
Dr. Abu Saleh Saifuddin Md. Tuha	10,000	0.02%	100,000
Dr. Md. Shafquatur Rahman	100,000	0.16%	1,000,000
Mr. Abu Bakkar	100,000	0.16%	1,000,000
Dr. Ishrat Laila	100,000	0.16%	1,000,000
Prof. Dr. Md. Manajjir Ali	200,000	0.31%	2,000,000
Prof. Dr. Md. Moseh Uddin Chy	100,000	0.16%	1,000,000
Prof. Dr. Md. Ismail Patwary	100,000	0.16%	1,000,000
Dr. Md. Shafiqul Islam Khaled	100,000	0.16%	1,000,000
Mrs. Rama Das Gupta	100,000	0.16%	1,000,000
Dr. Manirul Islam	100,000	0.16%	1,000,000
Mrs. Shaheda Chowdhury	100,000	0.16%	1,000,000
Mrs. Nahid Zubeda Majid	100,000	0.16%	1,000,000
Syeda Rahima Begum	100,000	0.16%	1,000,000
Chowdhury Asma	100,000	0.16%	1,000,000
Dr. Md. ShafiqulAzam	200,000	0.31%	2,000,000
Prof. Dr. Aminur Rahman Lasker	200,000	0.31%	2,000,000
Sultana Nargis	350,000	0.54%	3,500,000
Prof. Dr. Md. Abdus Salam	100,000	0.16%	1,000,000
Dr. Tanmoy Bhattacharjee	100,000	0.16%	1,000,000
Dr. Rasheda Chowdhury	100,000	0.16%	1,000,000
Dr. Mosfique Hussain Chy.	100,000	0.16%	1,000,000
Mrs. Afifa Begum	100,000	0.16%	1,000,000
Dr. Mufazzil Hussain	100,000	0.16%	1,000,000
Dr. Abu Muhit Chowdhury	100,000	0.16%	1,000,000
Dr. Dilip Kumar Roy	100,000	0.16%	1,000,000
Prof. Dr. Prodyot Kumar Bhattacharyya	100,000	0.16%	1,000,000
Prof. Dr. Md. Nurul Ambia Chy.	100,000	0.16%	1,000,000
Mrs. Farida Yeasmin	100,000	0.16%	1,000,000
Dr. Siddharta Paul	100,000	0.16%	1,000,000
Prof. Dr. Anwara Khatun	100,000	0.16%	1,000,000
Prof. Dr. Mashuqur Rahman Chy.	200,000	0.31%	2,000,000
Dr. M.A. Wahed (Jahangir)	100,000	0.16%	1,000,000
Mr. Asif Munaz	100,000	0.16%	1,000,000
Syed Fazlul Haque	100,000	0.16%	1,000,000
Gul Nahar Khanam	100,000	0.16%	1,000,000
Ahmed Farabi Chowdhury	20,000	0.03%	200,000
Dr. Farhat Mohal	10,000	0.02%	100,000
Dr. Md. Nasir Uddin Bhuiyan	10,000	0.02%	100,000
Mr. Nazmush Sakib Bhuiyan	10,000	0.02%	100,000
Dr. Safir Uddin Ahmed	10,000	0.02%	100,000
Dr. Md. AbulKalam	10,000	0.02%	100,000
Mrs. Shamima Rasul	10,000	0.02%	100,000
Dr. Faiz Ahmed Chowdhury	10,000	0.02%	100,000
Dr. Md. Khalesul Hasan	10,000	0.02%	100,000
Dr. Lubaba Haque Eza	10,000	0.02%	100,000

Name	No. of Shares	Percentages %	Amount
Syeda Sha Banu Luba Ferdousi	10,000	0.02%	100,000
Dr. Md. Sanur Ali (Mamun)	10,000	0.02%	100,000
Dr. Md. Abdul Hannan	10,000	0.02%	100,000
Dr. Shameem Anwarul Haque	10,000	0.02%	100,000
Dr. Dilshad Parveen	10,000	0.02%	100,000
Mrs. Lucky Rani Sarker	10,000	0.02%	100,000
Mrs. Laila Chowdhury	10,000	0.02%	100,000
Dr. Sirajul Islam Khan	10,000	0.02%	100,000
Dr. Ashutosh Das	10,000	0.02%	100,000
Dr. Bidith Ranjan Dab	10,000	0.02%	100,000
Dr. Digendra Chandra Nath	10,000	0.02%	100,000
Dr. Farzana Banu	10,000	0.02%	100,000
Dr. Hamida Begum	10,000	0.02%	100,000
Dr. Jyotirmay Dutta	10,000	0.02%	100,000
Dr. Madhabi Rani Deb	10,000	0.02%	100,000
Md. Mohibur Rahman	10,000	0.02%	100,000
Dr. Md. Mojammel Hossain	10,000	0.02%	100,000
Dr. Rasendra Kumar Talukder	10,000	0.02%	100,000
Dr. Rezina Mustarin	10,000	0.02%	100,000
Dr. Sudhendu Bikash Das	10,000	0.02%	100,000
Dr. Syed Shahidul Islam	10,000	0.02%	100,000
Mrs. Rahima Jahan Mitu	10,000	0.02%	100,000
Mrs. Jahanara Begum	10,000	0.02%	100,000
Mrs. Kaniz Fatema Chowdhury	10,000	0.02%	100,000
Mrs. Kazi Nazma Akther	10,000	0.02%	100,000
Mrs. Mita Dey	10,000	0.02%	100,000
Mrs. Shahzia Parvin Sami	10,000	0.02%	100,000
Mrs. Rebeka Sultana	20,000	0.03%	200,000
Syeda Sharmin Sarwar	10,000	0.02%	100,000
Mrs. Tandra Das	10,000	0.02%	100,000
Miss. Noor-E-Jannat	10,000	0.02%	100,000
Dr. Faruque Ahmed Chy.	100,000	0.16%	1,000,000
Mr Nabil Rahman	100,000	0.16%	1,000,000
Farmers Hopes Limited	750,000	1.17%	7,500,000
Mohammad Towhidul Islam	250,000	0.39%	2,500,000
A. B. M. Tanvir Hossain	250,000	0.39%	2,500,000
Shakil Mahmud	500,000	0.78%	5,000,000
Horipur Feed Limited	750,000	1.17%	7,500,000
Habibur Rahman Sikder	250,000	0.39%	2,500,000
Tamanna Ahmed	250,000	0.39%	2,500,000
Total	64,370,000	100.00%	643,700,000

10.00 Retained Earnings

Opening balance	992,012,653	889,084,501
Add: Profit during the year	105,364,219	102,928,153
Closing Balance	1,097,376,872	992,012,653

11.00 Long Term Borrowings

Prime Bank Ltd. (Loan A/c. No-11511060020426)	-	7,326,431
Less: Current Portion	-	6,021,600
	-	1,304,831

Bank	Sanction Amount	Particulars
Prime Bank Ltd.	375.00 Lac	Purpose: Factory Building & Purchase of Import Machinery Sanction date: 29.04.2014 Interest Rate: 11% per annum Security: Mortgage of Factory, Land & Building Tenure: Validity 5 years from the date of sanction

12.00 Deferred Tax Liabilities

W.D.V as Accounting base	1,175,166,949	1,196,491,301
W.D.V as per Tax base	613,803,878	678,642,614
Temporary Difference	561,363,071	517,848,686
Applicable Tax Rate	35.00%	35.00%
Deferred Tax Closing Balance	196,477,075	181,247,040

13.00 Trade Payable

Trade Payable	16,328,305	15,683,301
	16,328,305	15,683,301

14.00 Creditors & Accruals

Electricity, Gas & Water Bills	736,036	719,231
Salary & Wages	6,753,030	6,640,194
Director Remuneration	45,000	45,000
Sundry Creditors (Note-14.01)	4,126,780	3,773,094
Audit Fees	260,000	187,500
	11,920,846	11,365,018

14.01 Sundry Creditors

M/S. Fatema Engineering.	306,374	280,117
M/S. Tithi International	275,455	251,847
Prime International	365,942	334,578
Gentry Corporation Limited	430,239	393,365
Global Capsules Ltd.	195,650	178,882
Padma Cap Mfg. Co. Ltd.	373,380	341,379
The Bengal Glass Works Ltd.	168,586	154,138
Saif Plastic & Polymer Industries Ltd.	131,372	120,113
Impress International	191,393	174,989
The Pirojpur Printing & Packaging	369,471	337,805
A.G. Printing & Packaging	183,219	167,516
Vernal Printing & Packaging	226,973	207,520
Brothers Printers & Packagers	343,165	313,754
Eskayef Bangladesh Ltd.	262,463	239,969
Dymon Science Park	111,403	101,855
Paradise Scientific Company	191,696	175,266
	4,126,780	3,773,094

15.00 Liability for WPPF

Opening Balance	7,917,550	13,605,558
Add: Addition during the year	8,104,940	7,917,550
	16,022,490	21,523,109
Less: Paid during the year	7,917,550	13,605,558
	8,104,940	7,917,550

16.00 Current Tax Liability

Opening Balance	130,901,531	97,472,340
Add: Charge for the year (Note-22.01)	41,504,545	33,429,192
	172,406,076	130,901,531

	Amount in Taka	
	01/07/2017 to 30/06/2018	01/07/2016 to 30/06/2017
17.00 Sales Revenue		
Sales of finished goods (Note-17.01)	917,775,216	906,528,993
	917,775,216	906,528,993
17.01 Sales of finished goods (Categories)		
Tablet	548,510,984	543,094,208
Capsules	207,667,698	204,623,574
Liquid Syrup	50,514,977	49,063,432
Dry Syrup	23,539,059	22,646,980
Pellet	18,943,645	18,848,064
Powder	10,606,791	10,553,274
Powder of Suspension	7,375,767	7,338,553
SRS Saline	50,616,294	50,360,907
	917,775,216	906,528,993
18.00 Cost of Sales		
Raw materials (Note-18.01)	306,007,081	329,156,054
Packaging materials consumed (Note-18.02)	137,377,364	135,555,157
Total materials consumption	443,384,445	464,711,211
Add: Work in process-Opening	18,267,899	15,976,506
Less: Work in process-Closing	17,570,579	18,267,899
Total consumption	444,081,765	462,419,818
Add: Factory Overhead (Note-18.03)	182,230,671	177,788,667
Cost of production	626,312,437	640,208,485
Add: Finished goods-Opening	203,673,169	185,802,756
Production available for Sales	829,985,606	826,011,241
Less: Finished goods-Closing	200,618,072	203,673,169
Less: Sample Expenses	6,824,765	6,727,883
Cost of Goods Sold	622,542,770	615,610,189
18.01 Raw materials consumed		
Opening Stock	125,687,692	124,590,157
Add: Purchase during the period	344,148,517	330,253,589
Raw materials available for production	469,836,209	454,843,746
Less: Closing Stock	163,829,128	125,687,692
	306,007,081	329,156,054
18.02 Packaging Materials Consumed		
Opening Stock	13,982,278	15,254,852
Add: Purchase during the period	136,125,409	134,282,583
Consumable Item available for packing	150,107,687	149,537,435
Less: Closing Stock	12,730,323	13,982,278
	137,377,364	135,555,157

18.03 Factory Overhead		
Salary, Wages & allowance	27,023,723	26,467,897
Festival Bonus	3,409,213	3,012,400
Medical Expenses	1,083,470	1,152,628
Food & Tiffin	3,766,933	3,675,057
Labor Charge	4,894,247	4,774,875
Research & Development	3,211,119	3,906,441
Carrying Charge	9,492,364	9,358,404
Fuel & Oil	14,277,448	14,136,087
Postage, Telephone & Fax	895,863	874,013
Printing and Stationary	5,707,038	5,665,403
Rent	9,100,385	9,100,385
Repairs & Maintenance	4,436,986	4,328,767
Electricity, Gas & Water Bills	7,216,642	7,054,391
Store items (18.03.01)	5,051,880	4,820,496
Other Overhead	676,612	660,109
Depreciation (Annexure-A)	81,986,748	78,801,315
	<u>182,230,671</u>	<u>177,788,667</u>
18.03.1 Store Items		
Opening Balance	3,135,954	2,931,688
Add: Purchase during the period	5,525,752	5,024,762
	<u>8,661,706</u>	<u>7,956,450</u>
Less: Consumption during the period	5,051,880	4,820,496
Closing Balance	<u>3,609,826</u>	<u>3,135,954</u>
19.00 Operating Expenses		
Administrative Expenses (Note-19.01)	21,524,405	21,201,068
Selling & Distribution Expenses (Note-19.02)	102,686,228	100,662,853
	<u>124,210,633</u>	<u>121,863,921</u>
19.01 Administrative Expenses		
Salary & Allowance	14,270,447	14,059,554
Director Remuneration (MD)	540,000	540,000
Postage, Telephone & Fax	205,792	200,773
Traveling & Conveyance Expenses	850,222	829,485
Repair & Maintenance	448,872	453,406
Electricity, Fuel & Water	587,213	572,891
Printing and Stationery	789,385	770,132
Rent	1,025,482	1,025,482
Subscription & Donation	298,066	320,501
Entertainment	290,357	283,275
Training Expense	142,689	139,209
Audit & other Professional Fees	260,000	260,000
Miscellaneous Expenses	54,975	53,634
Newspaper & Periodical	16,505	16,103
Depreciation (Annexure-A)	1,744,399	1,676,624
	<u>21,524,405</u>	<u>21,201,068</u>

19.02 Selling & Distribution Expenses		
Salary & Allowance	39,742,195	39,154,872
Transportation and Handling Expenses	10,725,681	10,464,079
Repair and Maintenance	442,258	431,471
Food Allowance	4,946,124	4,825,487
Office and Store Rent	3,282,056	3,282,056
Delivery Expenses	4,540,592	4,429,846
Advertisement	445,550	434,683
Postage, Telephone & Fax	1,879,785	1,833,936
Electricity, Water and Gas	1,028,575	1,003,488
Sales promotion expenses	15,045,495	14,678,532
Traveling & Conveyance Expenses	2,628,994	2,564,872
Entertainment Expenses	2,086,743	2,035,847
Training Expense	3,479,022	3,394,168
Samples Expenses	6,824,765	6,727,883
Printing & Stationery	1,043,969	1,018,506
Miscellaneous Expenses	1,055,625	1,029,878
Depreciation (Annexure-A)	3,488,798	3,353,247
	<u>102,686,228</u>	<u>100,662,853</u>
20.00 Financial Expenses		
Interest on Loan	389,434	2,438,944
Bank Charges Expenses	749,709	914,654
	<u>1,139,143</u>	<u>3,353,598</u>
21.00 Non-operating Income		
Sales of Wastage	321,068	567,269
	<u>321,068</u>	<u>567,269</u>
22.00 Income Tax Expenses		
Current Taxes Expenses (Note-22.01)	41,504,545	33,429,192
Deferred Tax Expenses (Note-22.02)	15,230,034	21,993,660
	<u>56,734,579</u>	<u>55,422,852</u>
22.01 Current Tax Expenses		
Profit before Tax	162,098,798	158,351,004
Add: Depreciation as Accounting base	87,219,945	83,831,186
	<u>249,318,743</u>	<u>242,182,190</u>
Less: Depreciation as per Tax base	(130,734,329)	(146,670,214)
Net Profit for Current Tax	<u>118,584,414</u>	<u>95,511,976</u>
Income Tax Rate	35.00%	35.00%
Current Tax expenses for the year	<u>41,504,545</u>	<u>33,429,192</u>
22.02 Deferred Tax Expenses		
Deferred Tax Liability Closing (Note-12.00)	196,477,075	181,247,040
Deferred Tax Liability Opening	181,247,040	159,253,380
Deferred Tax Expenses during the year	<u>15,230,034</u>	<u>21,993,660</u>

23.00 Earnings Per Share (EPS)

a) Net Profit after Tax	105,364,219	102,928,153
b) Weighted average number of shares outstanding (Note-23.01)	64,370,000	64,370,000
Earnings Per Share (EPS) (a/b)	1.64	1.60

23.01 Calculation of Weighted Average Number of Shares

For the year ended June 30, 2018

Particulars	Number of Share	Weight	Weighted average no of Shares
Opening No. of Shares	64,370,000	365/365	64,370,000
New Allotment No. of Shares during the year	-	-	-
Total	64,370,000	365/365	64,370,000

For the year ended June 30, 2017

Particulars	Number of Share	Weight	Weighted average no of Shares
Opening No. of Shares	64,370,000	365/365	64,370,000
New Allotment No. of Shares during the year	-	-	-
Total	64,370,000	365/365	64,370,000

24.00 Net Asset Value (NAV) Per Share

Total Assets	2,146,314,114	1,990,153,525
Less: Total Liabilities	405,237,242	354,440,872
A. Net Asset Value (NAV)	1,741,076,872	1,635,712,653
B. Total Number of Share outstanding	64,370,000	64,370,000
Net Asset Value (NAV) Per Share (A/B)	27.05	25.41

25.00 Net operating cash flow per share (NOCFPS)

a) Net Operating Cash Flows	87,632,214	215,406,934
b) Weighted average number of shares outstanding (Note-23.01)	64,370,000	64,370,000
Net operating cash flow per share (NOCFPS) (a/b)	1.36	3.35

25.01 Reconciliation of Net Income or Net Profit with Cash Flows from Operating

Particulars	Amount in (Tk.)	
	30 June 2018	30 June 2017
Net Profit before Tax	162,098,798	158,351,004
Adjustments to reconcile net income to net cash provided by		
Depreciation on Fixed Assets	87,219,945	83,831,186
Interest on Loan	1,139,143	3,353,598
Increase in Inventories	(33,610,936)	(20,191,033)
Increase in Trade and other Receivables	(100,661,108)	(14,248,191)
Increase in Advance, Deposits and Prepayments	(29,941,850)	5,177,820
Increase in Creditors & Accruals	555,828	1,896,018
Increase in Liabilities for WPPF	187,390	(5,688,008)
Decrease in Trade and other Payables	645,004	2,924,541
Net Cash Generated from Operating Activities	87,632,214	215,406,934

26.00 Related Parties Transaction

The company carried out a number of transactions with related parties. The following are the related parties transactions of the Silco Pharmaceuticals Limited has been disclosed as required by IAS-24 Related Party Disclosures.

Remuneration:

Name of Directors	Designation	Transaction during the year	Provision for doubtful debts	Outstanding as on 30 June 2018	Outstanding as on 30 June 2017
Dr. Md. Badrul Haque Rukon	Managing Director	540,000	-	45,000	45,000

Transaction with Key Management Personnel of the entity:

- Managerial Remuneration paid or payable during the year to the directors, including managing directors, a managing agent or manager.
- Expenses reimbursed to Managing Agent
- Commission or Remuneration payable separately to a managing agent or his associate
- Commission received or receivable by the managing agent or his associate as selling or buying agent of other concerns in respect of contracts entered into by such concerns with the company.
- The money value of the contracts for the sale or purchase of goods and materials or supply of services, entered into by the company with the managing agent or his associate during the financial year.
- Any other perquisite or benefits in cash or in kind stating, approximate money value where applicable.
- Other allowances and commission including guarantee commission
- Pensions etc.
 - Pensions; Nil
 - Gratuities; Nil
 - Payments from a provident funds, in excess of own subscription and interest thereon. Nil
- Share Based payments Nil

As per IAS-24 Para 17:

An entity shall disclose key management personnel compensation in total and for each of the following benefits:

(a) Short-term employee benefits	540,000
(b) Post-employee benefits	Nil
(c) Other long term benefits	Nil
(d) Termination benefits and	Nil
(e) Share-based payment	Nil

As per IAS-24 Para 18:

Disclosure requirements of IAS 24 Para 18 minimum disclosure shall include:

a) the amount of transaction	540,000
b) the amount of outstanding balance, including commitments	45,000
i) their terms & condition, including whether they are secured, and the nature of the consideration to be provided in settlement	Remuneration
ii) details of any guarantee given or received	Nil
c) Provisions for doubtful debts related to the amount of outstanding balance	Nil
d) the expenses recognized during the period in respect of bad or doubtful debts due	Nil

27.00 Information as per Company Act 1994**27.01 Production capacity & Utilization**

Product Categories	Unit	Installed Capacity (Annual)	Actual Production During the period	% of Capacity utilization During the period
Tablet	Pcs.	280,000,000	189,600,861	67.71%
Capsules	Pcs.	150,000,000	89,553,193	59.70%
Liquid Syrup	Bottles	4,000,000	3,427,591	85.69%
Dry Surup	Bottles	1,000,000	582,426	58.24%
Pellet	Kg	300,000	153,871	51.29%
Powder	Phials	1,000,000	565,534	56.55%
Powder of Suspension	Bottles	500,000	439,395	87.88%
SRS Saline	Pcs.	20,000,000	17,475,847	87.38%
Total		456,800,000	301,798,719	66.07%

27.02 Disclosure as per requirement of Schedule-XI, Part-II, Note-5 of Para-3 of companies Act 1994

Employee Position (as on June 30, 2018)

Salary Range	Officer & Staff		Marketing Staff	Total Employee
	Factory	Head Office		
Below 6000	11	9	87	107
Above 6000	35	117	119	271
Total	46	126	206	378

27.03 Aggregated amount of remunerating paid to all Directors and Officers during the accounting Period is as follows:

Particulars	Nature of Payment	01.07.2017 To 30.06.2018 Taka	01.07.2016 To 30.06.2017 Taka
Directors (Managing Director)	Remuneration	540,000	540,000
Officers and Executives	Salary and other Allowances	14,270,447	14,059,554
Total		14,810,447	14,599,554

28.00 General

a) **Audit Fee:** Audit fee of Tk. 260,000 represented only the audit fees and VAT thereon.

b) Capital Expenditure Contract

There is no capital expenditure contract has been made during the year.

c) Contingent Liabilities & Capital Commitments

There is no claim against the company not acknowledged debt and no un-availed credit facilities, other than those in the normal course of business, available to the company on June 30, 2018.

d) Comparative figures have been re-arranged where considered necessary to ensure better comparability with the current period without causing any impact on the profit and value of assets and liabilities as reported in the financial statements.

29.00 Disclosure as per requirement of Schedule XI, part II, para 4 of companies act 1994**Board Meeting attendance Fees**

Board of Directors of Silco Pharmaceuticals Limited till now have not taken any board meeting attendance fees. During the period from 01.07.2017 to 30.06.2018, there were 4 (Four) Board Meetings held. The attendance status of all the meetings is as follows:

Name of Board of Directors	Designation	No. of Meeting held	No of Meeting attending
Naim Fatema	Chairman	4	4
Dr. Md Badrul Haque Rukan	Managing Director	4	4
Dr. Md. Azizur Rahman	Director	4	3
Dr. Shahana Ferdous Chowdhury	Director	4	4
Dr. Gulshan-E-Jahan	Director	4	4
Dr. Md. Harunur Rashid	Director	4	3
Dr. Mahmudul Majid Chowdhury	Director	4	4
Prof. Dr. Faisal Ahmed	Director	4	3
Prof. Dr. Md Abul Ahab	Independent Director	4	4
Prof. Dr. Md. Rezaul Karim	Independent Director	4	4
Dr. Iqbal Hossain Chowdhury	Independent Director	4	3